GENERAL NOTES:

ANY NOTES LOCATED IN DRAWING AREA TAKE PRECEDENCE OVER STANDARD NOTES.

REFER TO A CURRENT NVEnergy ELECTRIC SERVICE REQUIREMENTS HANDBOOK FOR FURTHER CLARIFICATION OF NVEnergy STANDARDS.

THE APPLICANT SHALL INFORM THE INSPECTOR AT LEAST 48 HOURS BEFORE COMMENCING ANY ITEM OF CONSTRUCTION OR INSTALLATION OF MATERIAL TO ENABLE PROPER INSPECTION OF MATERIALS AND WORKMANSHIP. MAIN TRENCH WIRE PULLS TO BE SCHEDULED 72 HOURS IN ADVANCE OF INSTALLATION. APPLICANT'S PROJECT WILL NOT BE SCHEDULED UNTIL FINAL APPROVAL FROM NVEnergy UNDERGROUND & ELECTRICAL INSPECTORS.

ALL WORK SHALL BE ACCOMPLISHED IN STRICT ACCORDANCE WITH THE SPECIFICATIONS SET FORTH IN THE ELECTRIC SERVICE REQUIREMENTS HANDBOOK, AS CURRENTLY ADOPTED BY NVEnergy. THE CONTRACTOR SHALL SECURE COPIES OF THE AFOREMENTIONED CONSTRUCTION SPECIFICATIONS ON HIS OR HER OWN BEHALF.

SYMBOLS ARE NOT TO SCALE AND DO NOT NECESSARILY REPRESENT ACTUAL LOCATIONS OF FACILITIES.

THIS DRAWING ILLUSTRATES DATA COLLECTED FROM VARIOUS SOURCES AND MAY NOT REPRESENT A SURVEY OF THE PREMISES.

APPLICANT SHALL FIELD DETERMINE POSITION AND DEPTH OF EXISTING UTILITY EQUIPMENT PRIOR TO COMMENCING CONSTRUCTION.

USE CAUTION PRIOR TO EXCAVATION. CHECK TO ENSURE ADDITIONAL DEPTH IS NOT REQUIRED TO ACCOMMODATE GAS AND/OR WATER FACILITIES AND DRAINAGE CHANNELS.

CALL NVEnergy UNDERGROUND INSPECTORS 48 HOURS PRIOR TO START OF CONSTRUCTION FOR TRENCH INSPECTION BEFORE COVERING TRENCH.

ALL NVEnergy CABLE TO BE INSTALLED BEHIND CURB, UNLESS OTHERWISE STATED.

APPLICANT IS RESPONSIBLE FOR STAKING OF PROPERTY CORNERS & ELEVATIONS.

ALL HANDHOLES AND PULLBOXES SHALL BE INSTALLED TO FINISHED GRADE OR 6" ABOVE IF GRADE IS NOT ESTABLISHED.

ANY SUBSTRUCTURE VAULT INSTALLED IN GRAVEL, GRASS, OR BARE GROUND WILL REQUIRE A CONCRETED 8" WIDE AND 6" DEEP COLLAR AROUND BOX IN ACCORDANCE TO RS-G6.

2" PLASTIC CONDUIT BENDS (90°, 45°) WITH 36" MIN. RADIUS. (USE FIBERGLASS IF CONDUIT LENGTH IS OVER 500')

3" & 4" PLASTIC CONDUIT BENDS (90°, 45°) WITH 36" MIN. RADIUS. (USE RGS IF CONDUIT LENGTH IS OVER 100')

6" PLASTIC CONDUIT BENDS (90°, 45°) WITH 48" MIN. RADIUS. (USE RGS IF CONDUIT LENGTH IS OVER 100')

WHEN INSTALLING CONDUIT IN FIELD, USE APPROPRIATE BENDS TO COMPLETE THE INSTALLATION.

DEFLECTION OF CONDUIT BENDS AND CONDUIT NOT TO EXCEED NVEnergy STANDARDS.

EXISTING STUB-OUT/CONDUIT INSTALLED BY PREVIOUS CONTRACTOR / DEVELOPER. NVEnergy DOES NOT GUARANTEE LOCATION, LENGTH, OR ACCESSIBILITY OF EXISTING STUB-OUT/CONDUIT. IF UTILIZING ANY PORTION OF EXISTING CONDUIT, IT MUST BE MANDRELED PRIOR TO FINAL RELEASE.

PREVIOUSLY MANDRELED CONDUIT WHICH HAS BEEN IN THE GROUND FOR OVER 6 MONTHS MUST BE RE-MANDRILLED PRIOR TO FINAL RELEASE.

WHEN NVEnergy FACILITIES ARE TO BE REMOVED, NVEnergy WILL REMOVE ALL WIRES AND EQUIPMENT. NVEnergy IS NOT RESPONSIBLE FOR THE REMOVAL OF CONDUIT RUNS OR SUBSTRUCTURES FROM THE PROPERTY.

NO COVERED PARKING IN FRONT OF EQUIPMENT.

ALL CONSTRUCTION AND MATERIALS SHALL BE IN ACCORDANCE WITH THE "UNIFORM STANDARD SPECIFICATIONS FOR PUBLIC WORKS CONSTRUCTION OFF-SITE IMPROVEMENTS, CLARK COUNTY AREA NEVADA", LATEST ISSUE; THE "UNIFORM STANDARD DRAWINGS FOR PUBLIC WORKS CONSTRUCTION, CLARK COUNTY AREA NEVADA", LATEST ISSUE; AND OTHER APPLICABLE APPROVED STANDARDS ISSUED BY THE CONTROLLING AGENCY; ALL LOCAL CITY CODES AND ORDINANCES APPLICABLE.

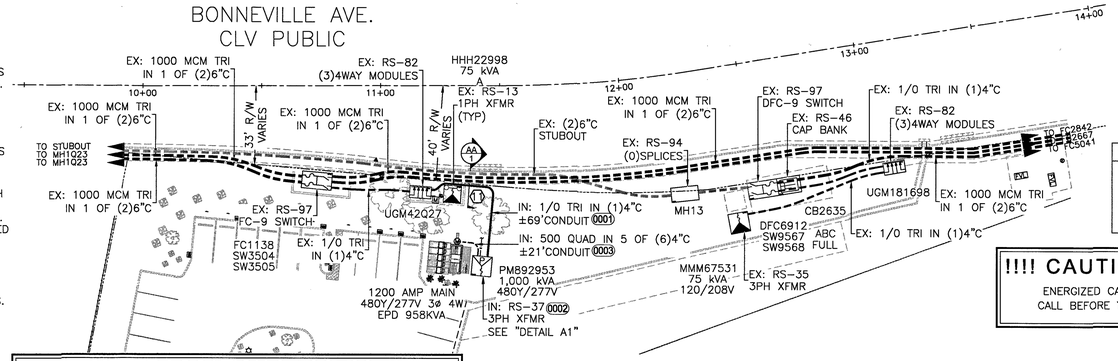

NVE STANDARDS

N

T,R,S: 20-61-33

APN: 139-33-710-005

SOURCE	PROJECT CONNECTED LOAD (3ø)				LOOP
FC OR RISER	PH.	EX: KVA	ADDED KVA	TOTAL KVA	FC OR RISER
FC1138	A	75KVA	333KVA	408KVA	_____
UGM42027	B	0KVA	333KVA	333KVA	_____
COM1219	C	0KVA	333KVA	333KVA	_____

!!!! CAUTION !!!!

ENERGIZED CABLES...
CALL BEFORE YOU DIG

NVEnergy REQUIRES 24 HOUR ACCESS TO EQUIPMENT

METER LOCATION & ACCESS REQUIREMENTS

(NV ENERGY STANDARDS RPI-15 & RPI-G)

THIS STANDARD SPECIFIES THE REQUIREMENTS FOR THE LOCATION OF ALL NVENERGY (NVE) METERS AND SERVICE EQUIPMENT WITH THE EXCEPTION OF SINGLE-FAMILY RESIDENTIAL METERS (SEE RPI-2 FOR RESIDENTIAL METERS). REQUIREMENTS IN THIS STANDARD FACILITATE ACCESS TO SERVICE EQUIPMENT BY NVE PERSONNEL FOR PERFORMING OPERATIONS AND MAINTENANCE FUNCTIONS AS WELL AS FOR FIRE AND POLICE AGENCIES IN EMERGENCY SITUATIONS.

METER AND SERVICE ENTRANCE INSTALLATIONS MUST CONFORM TO THE LATEST REVISIONS OF RPI-G AND, SPECIFICALLY, THE "METER ACCESS" AND "METER LOCATIONS" SECTIONS OF RPI-G. THE STANDARD SERVICE POINT WILL BE LOCATED AT THE CORNER OF THE BUILDING NEAREST THE NV ENERGY SUPPLY. ALTERNATE SERVICE POINTS AND METER ROOMS, ALTHOUGH NOT PREFERRED, MAY, AT THE DISCRETION OF NVENERGY, BE ALLOWED PROVIDED THAT THEY MEET THE REQUIREMENTS OF SECTION 6 "ACCESS TO SERVICE EQUIPMENT" AND SECTION 8 "METER ROOMS".

ELECTRIC METER AND SERVICE EQUIPMENT INSTALLATIONS MUST BE READILY ACCESSIBLE TO AUTHORIZED REPRESENTATIVES OF NVE FOR READING, TESTING, AND INSPECTION AT ALL TIMES. CUSTOMER CONTACT WILL NOT BE REQUIRED FOR METER READING. PERMANENT VEHICLE ACCESS TO THE SERVICE EQUIPMENT IS REQUIRED FOR THE INSTALLATION AND MAINTENANCE OF SERVICE CABLES AND METERING EQUIPMENT.

THE SERVICE EQUIPMENT MUST BE ACCESSIBLE 24 HOURS/7 DAYS WITHOUT REQUIRING PASSAGE THROUGH RESTRICTED AREAS OR REQUIRING CUSTOMER CONTACT.

SERVICES 600V AND LESS, THE VEHICLE ACCESS WILL BE A MINIMUM 12' WIDE, 20' HIGH DIRECT PATH TO THE METERING EQUIPMENT.

ALL SERVICES GREATER THAN 600V (PRIMARY SERVICE) OR WHERE THE SERVICES INCLUDE THE INSTALLATION OF THREE-PHASE TRANSFORMERS, SWITCH OR FUSE CABINETS, CAPACITOR BANKS, OR OTHER LARGE EQUIPMENT, THE VEHICLE ACCESS WILL BE A MINIMUM 23' WIDE, WITH NO OVERHEAD OBSTRUCTION.

CONSTRUCTION / INSPECTION REQUIREMENTS

WORK MUST CONFORM TO NVE ELECTRIC SERVICE STANDARDS, AVAILABLE AT:
www.nvenergy.com/business/newconstruction/newconstructionS/servicestandards.cfm

NVE INSPECTOR MUST BE PRESENT TO INSPECT TRENCHING (SCHEDULE AT LEAST 72 HOURS IN ADVANCE) AT EACH OF THE FOLLOWING STAGES:
1. BOTTOM SAND AND CONDUIT INSTALLED
2. TOP SAND INSTALLED
3. BACKFILL INSTALLED

CONDUIT MUST BE MANDRILLED PRIOR TO RELEASE (COORDINATE WITH INSPECTOR).

NVE STAND BY CREW IS REQUIRED WHEN WORKING AT AN ENERGIZED VAULT OR TRANSFORMER. CALL STAND BY NUMBER (SEE TITLE BLOCK) TO SCHEDULE.

NVE ELECTRICAL INSTALLATION WILL NOT BE SCHEDULED UNTIL AFTER THE NVE INSPECTOR HAS COMPLETED THE OFFICIAL RELEASE.

METER(S) WILL NOT BE SET UNTIL ALL OF THE FOLLOWING ARE COMPLETE:
- [INSTRUMENT-RATED ONLY] METERING EQUIPMENT HAS BEEN SUBMITTED TO NVE METERING ENGINEER AND APPROVED. (submittals_southern@nvenergy.com)
- APPLICATION FOR METER SET HAS BEEN SUBMITTED TO NVE'S NEW DEVELOPMENT CENTER. FORM AVAILABLE AT: www.nvenergy.com/brochures_arch/new_construction/meter_set.pdf
- THE LOCAL BUILDING AUTHORITY HAS INSPECTED AND APPROVED THE METERING EQUIPMENT.
- METERING EQUIPMENT IS ACCESSIBLE AND CLEARLY IDENTIFIED WITH PERMANENT MARKINGS. ADDRESSES, SUITE NUMBERS, AND STREET SIGNS ARE POSTED IN PERMANENT LOCATIONS (SEE RPI-G).

TRACK PROJECT STATUS ONLINE WITH NVE'S DEVELOPER DASHBOARD:
www.nvenergy.com/business/newconstruction/newconstructionS/developerdashboard.cfm

FIRE HYDRANT CLEARANCE:

6' RADIUS FROM CENTER OF HYDRANT TO ALL ABOVE GROUND PADS AND/OR EQUIPMENT AND ALL MANHOLES AND SWITCHBOXES.
6' RADIUS FROM CENTER OF HYDRANT TO ALL UNDERGROUND HANDHOLES, PULLBOXES AND SPLICEBOXES. ALL PER NVEnergy STD. RS-5

NOTE:

NPC FACILITIES (SUBSTRUCTURES) ARE NOT TO BE WITHIN 5' OF STREET LIGHT BASES, AND NPC CONDUITS ARE NOT TO CONFLICT WITH STREET LIGHT BASES

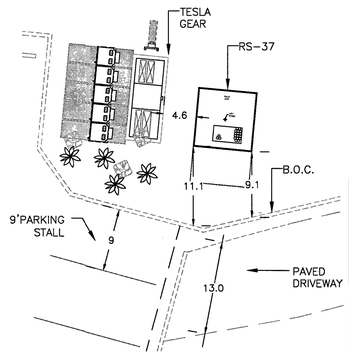

DETAIL A1
1"=10'

CENTERLINE STATION TABLE

#	STREET INTERSECTION	STA	HEADED
A	ALTA DR.	10+00	WEST
	BONNEVILLE AVE.	10+00	EAST
B	BONNEVILLE AVE.	22+02.65	EAST
	GRAND CENTRAL PKWY	40+48.87	NORTH

STATION TABLE

MAXIMO STATION	CORNER	CENTER LINE STATION	SIDE	OFFSET CL TO BOC	OFFSET CL TO ROW	OFFSET CL TO CLOSEST FACE OF SUBSTRUCTURE	SUBSTRUCTURE INFORMATION
0002	EAST	11+53.68 FIELD NOTES:	RT	± 35'	± 40'	72.10	RS-37 - 8.25' X 8.25'
							OPERATING NUMBER: PM892953
							PAGE NUMBER: 1
	WEST	11+45.40 FIELD NOTES:	RT	± 35'	± 40'	72.10	EASEMENT NUMBER: FUTURE
							TYP. EASEMENT LAYOUT: FUTURE

NV ENERGY SCHEDULING NOTE: NIGHT (LANE BLOCKS)

THIS PROJECT WAS ESTIMATED WITH THE ASSUMPTION THAT ALL THE WORK BEING DONE ON THIS PROJECT BY NV ENERGY CREWS WILL BE PREFORMED AT NIGHT TIME AND WILL REQUIRE TRAFFIC CONTROL.

GOVERNMENT APPROVAL OF THESE DRAWINGS DOES NOT INDICATE APPROVAL OF TRAFFIC CONTROL. PLEASE REFER TO THE BARRICADE PLAN FOR APPROVED TRAFFIC CONTROL REQUIREMENTS.

CONDUIT SEALING REQUIREMENT:

CONDUIT SEALING PER NESC AND OR NEC LATEST VERSION:
ALL ELECTRIC CONDUITS ENTERING BUILDING THROUGH OR PENETRATING CONCRETE SLAB SHALL BE SEALED AT BOTH ENDS WITH EXPANDING PLUG(S) AFTER CONDUIT IS MANDRILLED.
NVE WILL INSTALL A PERMANENT SEAL, AFTER CONDUCTORS ARE INSTALLED.

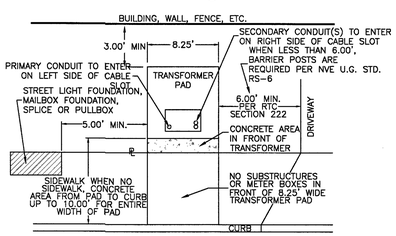

THREE-PHASE TRANSFORMER LOCATION DETAIL

NVE U.G. STD. RS-5 & RS-35 OR RS-37

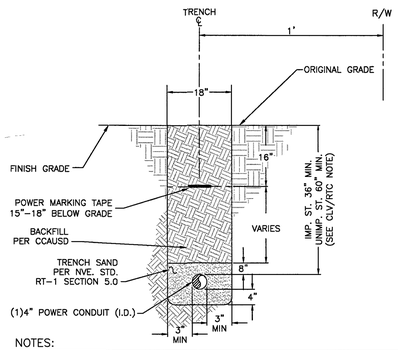

NOTES:

REGIONAL TRANSPORTATION COMMISSION, CITY OF HENDERSON, CITY OF NORTH LAS VEGAS AND UNINCORPORATED CLARK COUNTY REQUIREMENTS (SECTION 503, 503.1 & 503.2):
METHOD A/B FOR FLEXIBLE/RIGID PIPE TRENCH BACKFILL-PAVED AREAS
1. NO STONES OR LUMPS GREATER THAN 3" PERMITTED IN TRENCH 2' OR LESS IN WIDTH.
2. TRENCH WIDTH, BEDDING, SUBGRADE AND PIPE ZONE REQUIREMENTS FOR UTILITY INSTALLATIONS SHALL CONFORM TO THE RESPECTIVE ENTITY REQUIREMENTS.
3. CRUSHED ROCK MAY BE USED FOR PIPE BEDDING ONLY IF MATERIAL USE HAS BEEN SPECIFICALLY APPROVED BY THE GOVERNING AGENCY.
SEE STANDARD DRAWING NO. 505 FOR PIPE BEDDING METHODS.
4. LAS VEGAS VALLEY WATER DISTRICT REQUIRES PIPE BEDDING AND BACKFILL WITHIN THE PIPE ZONE TO BE OF THE SAME MATERIAL.
COH JURISDICTION:
FOR ALL AREAS EXCEPT NVENERGY PIPE ZONE, THE TRENCH, BACKFILL AND AC REPLACEMENT SHALL BE PER CCAUSD.
NVE REQUIREMENTS:
FOR ALL OTHER JURISDICTIONS REFER TO NVE STANDARDS.
BACKFILL REQUIREMENTS NVE. STD. RT-1.
TRENCH DEPTH REQUIREMENTS NVE. STD. RT-5.

TRENCH DETAIL

1-4" CONDUITS
SECTION "AA"

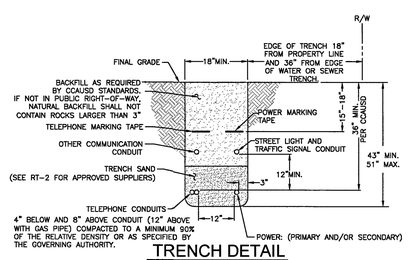

TRENCH DETAIL

NVE U.G. STD. RT-12 (REV. 10/27/2014)
(RESIDENTIAL AND COMMERCIAL)

RTC NOTES:

BACKFILL AND RIGHT OF WAY RESTORATION SHALL CONFORM TO CLARK COUNTY UNIFORM STANDARD DRAWINGS

(1)	500.1	0 TO 5 YEARS PAVEMENT RESTORATION LONGITUDINAL CUT
(2)	500.2	0 TO 5 YEARS PAVEMENT RESTORATION TRANSVERSE CUT
(3)	500.3	OVER 5 YEARS PAVEMENT RESTORATION LONGITUDINAL CUT. GREATER THAN 60' R.O.W
(4)	500.4	OVER 5 YRS PAVEMENT RESTORATION LONGITUDINAL CUT. 60' R.O.W OR LESS
(5)	500.5	OVER 5 YRS PAVEMENT RESTORATION TRANSVERSE ALL R.O.W WIDTHS
(6)	501	TYPICAL UNDERGROUND UTILITY LOCATIONS IN RESIDENTIAL STREETS 60' OR LESS R.O.W.
(7)	501.1	TYPICAL UTILITY UNDERGROUND LOCATIONS IN STREETS WITH GREATER THAN 60' R.O.W.
(8)	503	METHOD B FOR RIGID AND FLEXIBLE PIPE TRENCH BACKFILL - PAVED AREAS
(9)	503.1	METHOD A FOR FLEXIBLE PIPE TRENCH BACKFILL - PAVED AREAS
(11)	BACKFILL	IN UNPAVED AREA AS REQUIRED BY LOCAL CODE OR AS APPROVED BY AGENCY.
(12)	234	SIDEWALK
(13)	506	UTILITY POTHOLE REPAIR
(14)	216	"L" TYPE CURB AND GUTTER

NOTICE:

THIS EXHIBIT IS THE EXCLUSIVE AND CONFIDENTIAL PROPERTY OF NV ENERGY AND MAY NOT BE USED, REPRODUCED OR DISTRIBUTED WITHOUT THE EXPRESSED, WRITTEN APPROVAL OF NV ENERGY.

THE IMAGES HEREON ARE NOT ORTHOPHOTOGRAPHIC. ANY LOCATIONS DEPICTED HEREON ARE APPROXIMATE ONLY. THIS EXHIBIT WAS CREATED FOR GENERAL PRESENTATION AND DISCUSSION PURPOSES ONLY AND IS NOT PURPORTED TO REPRESENT ANY MEASURE OF ACCURACY. THIS EXHIBIT IS NOT TO BE UTILIZED IN ANY MANNER NOT CONSISTENT WITH THE INTENT OF ITS' CREATION AS STATED ABOVE.

NOTE: ALL THE ABOVE GROUND UTILITY APPURTENANCES SHALL CONFORM TO THE REQUIREMENTS OF CLV UNIFIED DEVELOPMENT CODE TITLE 19.06 AND 19.08

APPROVED FOR CONSTRUCTION

THIS APPROVAL IS FOR WORK IN CLV R/W & EASEMENT ONLY. OBTAINING PERMISSIONS OR EASEMENTS FOR WORK SHOWN ON PRIVATE PROPERTY IS THE RESPONSIBILITY OF THE UTILITY.

APPROVAL BY: L19-00185 NOV 80441 - PWR DATE 12 9 19

CITY OF LAS VEGAS
PERMIT REQUIRED*

CONTACT CLV LAND DEVELOPMENT (229-6371)
CLV CONSTRUCTION SERVICES MUST BE NOTIFIED 24 HOURS PRIOR TO COMMENCING CONSTRUCTION (229-6337)

HANSEN_____

DATE_____

*NVE INSPECTOR MUST BE NOTIFIED BY FAX 48 HOURS PRIOR TO COMMENCING CONSTRUCTION & WILL VERIFY CITY PERMIT FOR WORK DONE IN STREETS OR SIDEWALK.
FAX PERMIT TO:
LAS VEGAS NORTH (RYAN CENTER): 402-4354
LAS VEGAS SOUTH (BELTWAY CENTER): 402-6864

CIVIL LINETYPE LEGEND

CENTERLINE
PROPERTY LINE/ROW
CURB
EDGE OF PAVEMENT
EDGE OF SIDEWALK
SEWER LINE
WATER LINE
COHW WATER LINE
LVWD WATER LINE
SNWA WATER LINE
GAS LINE
TELEPHONE LINE
CABLE TV LINE
CABLE TV LINE
STORM DRAIN LINE
FIRE HYDRANT — SERVICE INDICATOR
SIGNAL LIGHT — STREET LIGHT

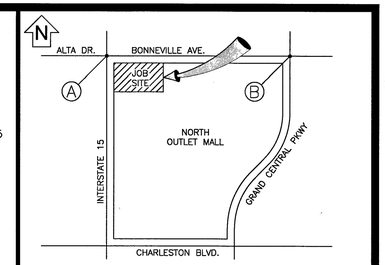

VICINITY MAP
(NOT TO SCALE)

EVERY EFFORT HAS BEEN MADE TO IDENTIFY ALL NVE FACILITIES. THE CUSTOMER SHALL CONFIRM THE EXISTENCE AND LOCATION OF THESE FACILITIES.

AVOID HITTING OVERHEAD POWER LINES. IT'S COSTLY.
CALL BEFORE YOU DO OVERHEAD
CALL 1-702-402-2929

Call before you Dig
Avoid cutting underground utility lines. It's costly.
CALL 811
OR
1-800-227-2600
AND CLARK COUNTY TRAFFIC OPERATIONS
1-702-455-6000

REVISIONS

NO.	DESCRIPTION	DATE	REV BY

NON-STANDARD

PROJECT PURPOSE:

TO PROVIDE 277/480V 3ø POWER TO A TESLA SUPERCHARGER WITH (10) STATIONS WITH A 1000A (1)METER SERVICE

EXHIBIT 'A'

NVEnergy INFORMATION:
COORDINATOR: BATES, ROBERT
PHONE: (707)219-3566 D.F. LOWELL, KEN
DESIGNER: KIRKSEY, DAVID
DCA: N/A
INSPECTOR: 702-402-3008 OR UGI@NVENERGY.COM
STAND BY: (702) 402-4450, 4150, 4114, 4117, 4118
DISTRICT: LAS VEGAS NORTH DISTRICT
JPA INFORMATION:
JPA ADMIN PHONE: ---- JPA#: N/A
CUSTOMER INFORMATION:
APPLICANT: TESLA MOTORS, INC.
ENGINEER: TESLA
CONTACT: DAYTON, SEAN ** 650-681-5000
APPROVAL DATE: 3/29/2019
GOVERNMENT INFORMATION:
AGENCY: CLV
APPROVAL DATE:

FOR EACH SERVICE POINT (POINT OF DELIVERY), ENERGY FOR EACH TENANT SPACE WILL BE MEASURED THROUGH ONE WATTHOUR METER. ENERGY FOR ALL NON-TENANT SPACE WILL BE MEASURED THROUGH ONE WATTHOUR METER. CONTACT NVE METER OPERATIONS FOR MULTIPLE RATE CLASS INSTALLATIONS.

NVEnergy

TESLA SUPERCHARGERS - NORTH PREMIUM OUTLETS GRAND CENTRAL AND BONNEVILLE

L19-00185

PROJ #3002672432	SCALE: 1"=30'
SHEET # 1 OF 1	DATE: 9/4/2018

3PD

L19-00185

5/22/2019 2:01 PM

rb13557

Sharing of this drawing and the information contained herein shall be only to individuals/parties who have entered into an agreement with Applicant for the completion of work associated with this specific project. Use for purposes other than this specific project requires the written consent of NV Energy.

0 REVISION(S)