SOUTHWEST GAS CORPORATION

GIR 2018-CLV-HIGHLAND SQUARE
CITY OF LAS VEGAS, NV
WR#3431281

City of
Las Vegas

Total footage located in Public ROW 4,781'

APPROVED FOR CONSTRUCTION
THIS APPROVAL IS FOR WORK IN CLV R/W OR CLV EASEMENTS ONLY. OBTAINING PERMISSION OR EASEMENTS FOR WORK SHOWN ON PRIVATE PROPERTY IS THE RESPONSIBILITY OF THE UTILITY.

Approval 6 13 18 Date

L 17-01710-R001 109V7170-GAS

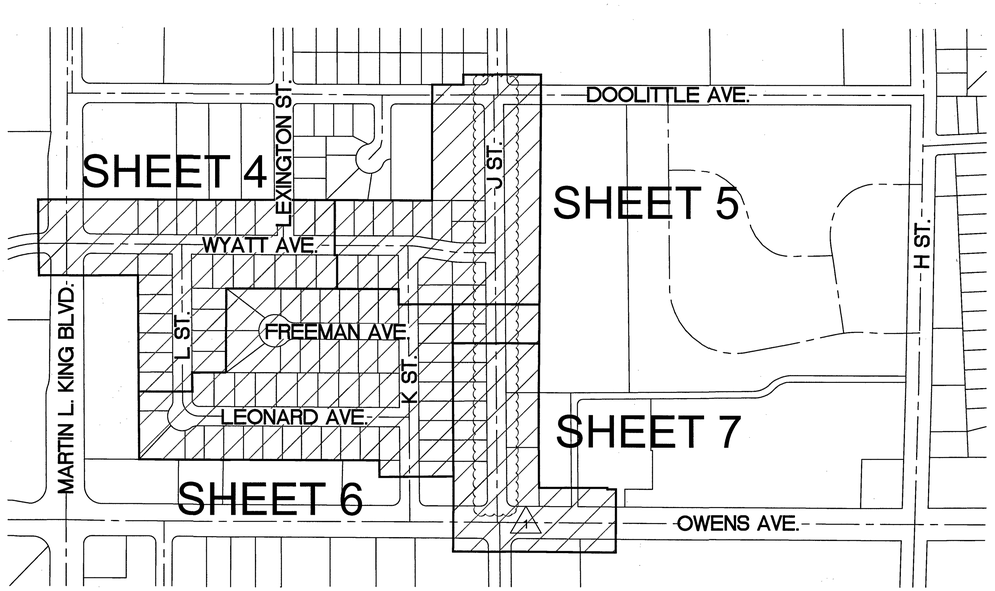

VICINITY MAP
NOT TO SCALE

LEGEND

- EXISTING GAS LINE
- GAS LINE TO BE ABANDONED
- EXISTING GAS SERVICE
- PROPOSED MAIN GAS LINE (NEW)
- PROPOSED SERVICE LATERAL (NEW)
- PROPOSED SERVICE LINE (NEW)
- RIGHT OF WAY LINE
- STREET CENTERLINE
- PROPERTY LINE
- BACK OF CURB
- MATCHLINE
- PAVEMENT CUT AND REPAIR
- EXISTING ANODELESS RISER
- EXISTING ANODE RISER
- EXISTING GAS LIGHT
- EXISTING GAS VALVE
- STL (1) PE (1) PROPOSED MAIN CALL OUT
- (1) ABANDONED FACILITIES CALL OUT
- (12) GAS DIMENSIONS
- EXCESS FLOW VALVE

SHEET INDEX

1. COVER SHEET
2. ABBREVIATIONS & NOTES
3. MATERIALS & SIGNATURES
4. DESIGN PLAN
5. DESIGN PLAN
6. DESIGN PLAN
7. DESIGN PLAN
8. DESIGN PLAN
9. DETAIL SHEET A, B, C, D
10. DETAIL SHEET E, F

Know what's **below.** **Call** before you dig.

6 13 18

CUSTOMERS 0

NO.	DESCRIPTION	BY	DATE	APPVD.
1	NEW ALLIGNMENT FOR PROP. GAS MAIN ON J ST.	RCM	05/23/2018	RK
2.				
3.				
4.				

REVISIONS

SOUTHWEST GAS CORPORATION

TAX CODES	UNIT NO.	UNIT TYPE	INSTL. (PROPOSED)	RETIRED (PROPOSED)	INSTL. (COMPLETED)	RETIRED (COMPLETED)

PROPERTY UNITS

SEE SHEET 3

AS-BUILT DRAWING-PRESSURE TEST DATA
PIPE DIA.
PIPE LENGTH
PIPE TYPE
MIN. DURATION
TEST PRES. (PSIG): (MAX) (MIN)
TIME: (START) (STOP)
DATE: (START) (STOP)
PERFORMED BY:
DATA VERIFIED BY:
TEST MEDIUM: AIR, NITROGEN, WATER, SOAP
TEST METHOD: GAUGE, CHART, GAUGE/PRESS REC SN#

SEE SHEET 3

INDIVIDUAL PERFORMING VISUAL INSPECTION
VISUAL INSPECTION CERTIFICATION
I HAVE VISUALLY INSPECTED ALL HEATED FUSIONS, SOLVENT CEMENT, MECHANICAL JOINTS, AND WELDS THAT I HAVE PERFORMED
NAME DATE

SEE SHEET 3

AS-BUILTS ACCEPTED BY DATE
POSTED BY DATE
POSTING QC'D BY DATE

CONSTRUCTION
INSPECTOR
FOREMAN
REVIEWED BY

SEE SHEET 3

PERMIT INFORMATION
CITY OF LAS VEGAS
TAX CODE 02-0200

ISOLATION AREA	W.R. NO.
ISO_21_DIST_092	3431281

LOCATION	ATLAS #/TILE #
SEC 21 T20S R61E M.D.M.	x624y522 x624y524

ENGINEER/TECH: RAMILO MENDOZA		PHONE: 702-365-2189
ACCOUNT REP:		PHONE:
PROJECT CONTACT:		PHONE:
SHEET NO: 1 OF 9	SCALE: NTS	DATE: 12/05/2017
DWN. BY: SEI	CHKD. BY:	APPVD. BY:

TITLE
GIR 2018-CLV-HIGHLAND SQUARE
COVER SHEET

DOC_3431281

REPLOT

5/31/18

L17-01710-R001

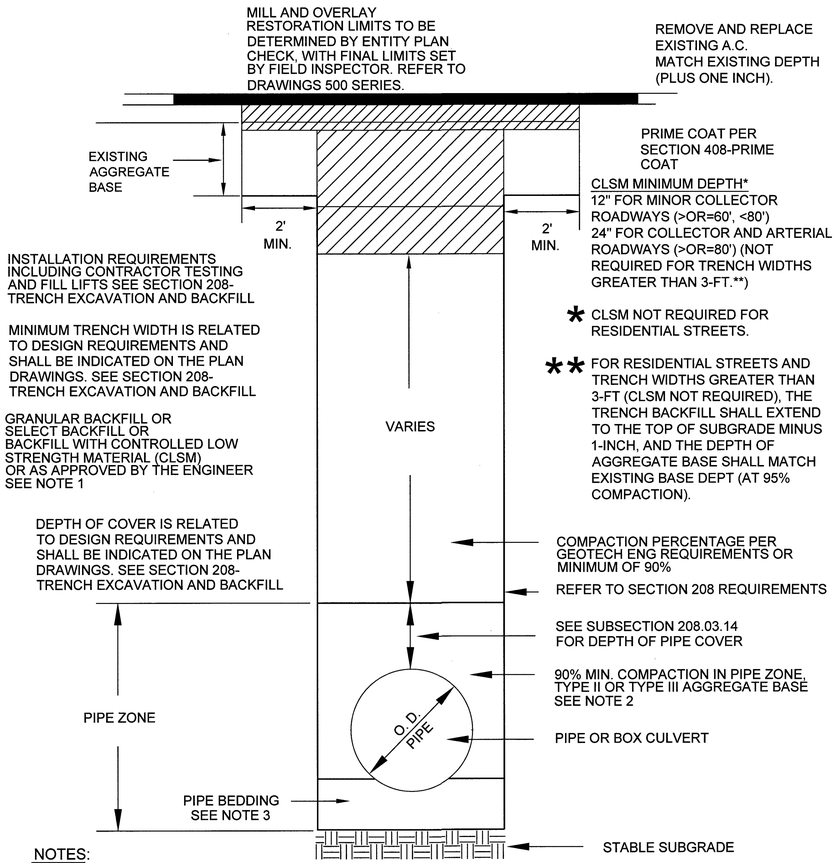

NOTES:

1. NO STONES OR LUMPS GREATER THAN 3" PERMITTED IN TRENCH 2' OR LESS IN WIDTH.
2. TRENCH WIDTH, BEDDING, SUBGRADE AND PIPE ZONE REQUIREMENTS FOR UTILITY INSTALLATIONS SHALL CONFORM TO THE RESPECTIVE ENTITY REQUIREMENTS.
3. CRUSHED ROCK MAY BE USED FOR PIPE BEDDING ONLY IF MATERIAL USE HAS BEEN SPECIFICALLY APPROVED BY THE GOVERNING AGENCY. SEE STANDARD DRAWING NO. 505 FOR PIPE BEDDING METHODS.
4. LAS VEGAS VALLEY WATER DISTRICT REQUIRES PIPE BEDDING AND BACKFILL WITHIN THE PIPE ZONE TO BE OF THE SAME MATERIAL.

RTC STD DWG 503

ABBREVIATIONS

AB	ABANDONED
AC	ASPHALTIC CONCRETE
ACP	ASBESTOS CEMENT PIPE
AIM	AREA ISOLATION MODULE
BLVD	BOULEVARD
BM	BENCHMARK
BMI	BLACK MOUNTAIN INDUSTRIAL
BO	BLOW OFF
BTU	BRITISH THERMAL UNIT
BWC	BASIC WATER COMPANY
COBC	CITY OF BOULDER CITY
CC	CLARK COUNTY
CCAUSD	CLARK COUNTY AREA UNIFORM STANDARD DRAWING
CCRFCD	CLARK COUNTY REGIONAL FLOOD CONTROL DISTRICT
CCWRD	CLARK COUNTY WATER RECLAMATION DISTRICT
CIP	CAST IRON PIPE
CL	CENTERLINE
CLV	CITY OF LAS VEGAS
CNLV	CITY OF NORTH LAS VEGAS
COH	CITY OF HENDERSON
CP	CATHODIC PROTECTION
DET	DETAIL
DI	DUCTILE IRON
DIA	DIAMETER
DIMP	DISTRIBUTION INTEGRITY MANAGEMENT PROGRAM
DNR	DOES NOT REGISTER
DWG	DRAWING
EFV	EXCESS FLOW VALVE
EG	EXISTING GROUND
EHDD	EFFECTIVE HEATING DEGREE DAY
ELEC	ELECTRICAL
ELEV	ELEVATION
EMRS	ELECTRONIC MAPPING RECORDS SYSTEM
EPR	ELECTRONIC PRESSURE RECORDERS
ESMT	EASEMENT
EX	EXISTING
FERC	FEDERAL ENERGY REGULATORY COMMISSION
FOS	FACILITY OUT OF SERVICE
FH	FIRE HYDRANT
GIR	GAS INFRASTRUCTRE REPLACEMENT
GPR	GAS PRESSURE REGULATOR
HCA	HIGH CONSEQUENCE AREA
HDD	HEATING DEGREE DAY
HDPE	HIGH DENSITY POLYETHYLENE PIPE
HP	HIGH PRESSURE
HERS	HOME ENERGY RATING SYSTEM
HOP	HISTORIC OPERATING PROCEDURE
HVTT	HIGH VOLUME TAPPING TEE
ID	INSIDE DIAMETER
IN	INCH(ES)
IPS	IRON PIPE SIZE
IS	IDENTIFIED SITE
JT	JOINT TRENCH
KRG	KERN RIVER GAS COMPANY
LDCPE	LARGE DIAMETER COILED POLYETHYLENE PIPE
LVVWD	LAS VEGAS VALLEY WATER DISTRICT
MAOP	MAXIMUM ALLOWABLE OPERATING PRESSURE
MCFH	THOUSAND CUBIC FEET PER HOUR
MH	MANHOLE
MOP	MAXIMUM OPERATING PRESSURE
MSA	METER SET ASSEMBLY
MVP	MAPPING VERIFICATION PROCEDURE
NAP	NOT A PART
NDOT	NEVADA DEPARTMENT OF TRANSPORTATION
NTSB	NATIONAL TRANSPORTATION SAFETY BOARD
NTS	NOT TO SCALE
OC	ON CENTER
OD	OUTSIDE DIAMETER
OH	OVERHEAD
OHP	OVERHEAD POWER
P	POWER
PAOP	POTENTIAL ALLOWABLE OPERATING PRESSURE
PCC	PORTLAND CEMENT CONCRETE
PE	POLYETHYLENE PIPE
PH	POT HOLE
PHMSA	PIPELINE & HAZARDOUS MATERIALS SAFETY ADMINISTRATION
PL	PROPERTY LINE
PIC	POTENTIAL IMPACT CIRCLE
PLS	PRESSURE LIMITING STATION
PP	POWER POLE
PQF	PREQUALIFIED FITTING
PVC	POLYVINYL CHLORIDE
RAM	RISK ASSESSMENT MODEL
RC	REINFORCED CONCRETE
RCP	REINFORCED CONCRETE PIPE
SD	STORM DRAIN
SDMH	STORM DRAIN MANHOLE
SDR	STANDARD DIMENSION RATIO
SF	SQUARE FOOT
SHT	SHEET
SHP	STEEL HIGH PRESSURE PIPE
SMYS	SPECIFIED MAXIMUM YIELD STRENGTH
SNWA	SOUTHERN NEVADA WATER AUTHORITY
SS	SANITARY SEWER
SST	STAINLESS STEEL
ST	STREET
STA	STATION
STD	STRENGTH TEST DRAWING
STL	STEEL
SWG	SOUTHWEST GAS
TEL	TELEPHONE
TB	THRUST BLOCK
TOP	TOP OF PIPE
TP	TEST POINT
TRIMP	TRANSMISSION INTEGRITY MANAGEMENT PROGRAM
UDACS	UNIFORM DESIGN AND CONSTRUCTION STANDARDS
UOC	UNUSUAL OPERATING CONDITIONS
UOP	UNIT OF PROPERTY
UPRR	UNION PACIFIC RAILROAD
USD	UNIFORM STANDARD DRAWING
VCP	VITRIFIED CLAY PIPE
VERT	VERTICAL
VG	VALLEY GUTTER
VSP	VINTAGE STEEL PIPE
W	WATER
WMS	WORK MANAGEMENT SYSTEM
WR	WORK REQUEST
WT	WALL THICKNESS
WV	WATER VALVE
YD	YARD(S)

CONSTRUCTION NOTES

1. SUGGESTED GAS LOCATIONS ARE TO CLEAR SUBSTRUCTURES LOCATED IN FIELD.
2. ALL PIPELINE CONSTRUCTION SHALL CONFORM TO APPLICABLE JURISDICTION SPECIFICATIONS.
3. DO NOT SCALE THIS DRAWING.
4. SEE AC'S FOR SERVICE REPLACEMENT.
5. CHANGE IN PROPOSED MAIN LOCATION MUST BE AUTHORIZED BY SWG ENGINEER PRIOR TO INSTALLATION.
6. GAS MAINS SHALL BE PURGED PER OPERATIONS MANUAL.
7. REPLACE ALL ACTIVE SERVICES INCLUDING AA, PVC, M7000 PE, M8000 PE, EXCEPT WHERE EXISTING PE8100 SERVICES ARE VERIFIED, INSPECTED, AND APPROVED FOR TIE-OVER BY SWG INSPECTOR.
8. EXISTING SERVICES, VERIFICATION, AND INSPECTION REQUIRED FROM MAIN TO RISER. TIE INTO NEW MAIN IF APPROVED BY SWG INSPECTOR. REPLACE ALL AA, PVC, M7000 PE, AND M8000 PE SERVICES. PE8100 SERVICES TO BE VERIFIED, INSPECTED AND APPROVED BY SWG INSPECTOR.
9. EXISTING SERVICE, UNKNOWN TYPE, SIZE, AND LOCATION TO BE VERIFIED.
10. REPLACEMENT SERVICES TO BE SINGLE OR BRANCHED. NO CROSS-LOT REPLACEMENT SERVICES PERMITTED.
11. REPLACE ALL ANODE RISERS WITH ANODELESS RISERS.
12. ALL EXISTING UTILITY LOCATION TO BE VERIFIED PRIOR TO START OF CONSTRUCTION.
13. CONTACT ENGINEERING FOR BYPASS INFORMATION.
14. ALL MAIN TIE-INS REQUIRING TEES ARE TO BE FULL-FLOW TEES UNLESS OTHERWISE STATED.
15. ALL SHORING REQUIREMENTS SHALL CONFORM TO APPLICABLE PORTIONS OF THE OPERATIONS MANUAL.
16. REQUEST FOR SURVEYING AND/OR STAKING WILL BE SUBMITTED TO ENGINEERING 72 HOURS IN ADVANCE, MINIMUM.
17. THE FOLLOWING VALVE WILL BE ABANDONED ON THIS WR:
    2" BALL VALVE #NE00000
18. TRENCHING AND PAVEMENT REPLACEMENT SHALL CONFORM WITH RTC STANDARD 500.3, 500.5, 503 AND UNIFORM STANDARD SPEC SECTION 208.

RTC NOTES:

PAVEMENT REPAIR SHALL CONFORM TO RTC:

A1 500.3
A2 500.5
A3 503

811 Know what's **below.** **Call** before you dig.

NO.	DESCRIPTION	BY	DATE	APPVD.
1.				
2.				
3.				
4.				

REVISIONS

SOUTHWEST GAS CORPORATION

TAX CODES	UNIT NO.	UNIT TYPE	INSTL.	RETIRED	INSTL.	RETIRED
			PROPOSED		COMPLETED	

PROPERTY UNITS

SEE SHEET 3

AS-BUILT DRAWING-PRESSURE TEST DATA
PIPE DIA. ____ TEST MEDIUM: ☐ AIR ☐ NITROGEN ☐ WATER ☐ SOAP — TEST METHOD: ☐ GAUGE ☐ CHART
PIPE LENGTH ____
PIPE TYPE ____ GAUGE/PRESS REC SN# ____
MIN. DURATION ____
TEST PRES. (PSIG): (MAX) ____ (MIN) ____
TIME: (START) ____ (STOP) ____
DATE: (START) ____ (STOP) ____
PERFORMED BY: ____
DWG VERIFIED BY: ____

INDIVIDUAL PERFORMING VISUAL INSPECTION
VISUAL INSPECTION CERTIFICATION
I HAVE VISUALLY INSPECTED ALL HEATED FUSION, SOLVENT CEMENT, MECHANICAL JOINTS, AND WELDS THAT I HAVE PERFORMED
NAME ____ DATE ____

AS-BUILTS ACCEPTED BY ____ DATE ____
POSTED BY ____ DATE ____
POSTING QC'D BY ____ DATE ____

CONSTRUCTION
INSPECTOR ____
FOREMAN ____
REVIEWED BY ____

PERMIT INFORMATION
CITY OF LAS VEGAS
TAX CODE 02-0200

ISOLATION AREA	W.R. NO.
ISO_21_DIST_092	3431281

LOCATION	ATLAS #/TILE #
SEC 21 T20S R61E M.D.M.	x624y522 x624y524

ENGINEER/TECH: RAMILO MENDOZA — PHONE: 702-365-2189
ACCOUNT REP: — PHONE:
PROJECT CONTACT: — PHONE:
SHEET NO: 2 OF 9 — SCALE: NTS — DATE: 12/05/2017
DWN. BY: SEI — CHKD. BY: — APPVD. BY:

TITLE
GIR 2018-CLV-HIGHLAND SQUARE ABBREVIATIONS & NOTES

L17-01710 — 107V7170 - GAS

DOC_3431281

MATERIAL LIST FOR PROPOSED DISTRIBUTION FACILITIES

ITEM#	QTY. (DESIGN)	QTY. (AS-BUILT)	STOCK ID#	DESCRIPTION
1	3,521'		100-5101	PROPOSED 2" PE MAIN
2	4		140-3074	PROPOSED 2" PE TEE
3	1		140-3060	PROPOSED 2" PE CAP
4	6		140-3067	PROPOSED 2" PE 90° ELBOW
5	1,309'		100-5201	PROPOSED 4" PE MAIN
6	2		140-3076	PROPOSED 4" PE TEE
7	3		140-5118	PROPOSED 4"X2" PE REDUCER
8	1		160-8174	PROPOSED 4"X2" PE TAPPNG TEE
9	-		140-3069	PROPOSED 4" PE 90 DEGREE ELBOW
10	4		140-3532	PROPOSED 2" PE COUPLER
11	1		160-8171	PROPOSED 2" PE TAPPING TEE
12	2		160-8018	PROPOSED 3-WAY 2" STEEL TAP TEE
13	2		160-8162	PROPOSED 2" STL TO 2" PE TRANSITION FITTING

MATERIAL LIST FOR PROPOSED ABANDONMENT FACILITIES

ITEM#	QTY. (DESIGN)	QTY. (AS-BUILT)	PROPERTY UNITS #	DESCRIPTION
1	4,347'		3760202	ABANDON 2" STL MAIN '56
2	3'		3760102	ABANDON 2" PE MAIN '13
3	16'		3760102	ABANDON 2" PE MAIN '82
4	297'		3760602	ABANDON 2" PVC MAIN '61
5	10'		3760102	ABANDON 2" PE MAIN '83
6	165'		3760202	ABANDON 2" STL MAIN '56
7	1			ABANDON 2" BALL VALVE '91
8	82'		3800601	ABANDON 3/4" PVC SVC '56
9	2'		3800101	ABANDON 1" PE SVC '10
10	152'		3800601	ABANDON 1/2" PVC SVC '68
11	2'		3800101	ABANDON 1" PE SVC '09
12	12'		3760202	ABANDON 2" PE MAIN '07
13	5'		3760202	ABANDON 2" PE MAIN '03
14	31'		3760602	ABANDON 2" PVC MAIN '64
15	2'		3760602	ABANDON 2" PE MAIN '92
16	12'		3760602	ABANDON 2" PE MAIN '09
17	3'		3760602	ABANDON 2" PE MAIN '97

MATERIAL LIST FOR STEEL FACILITIES

ITEM#	QTY. (DESIGN)	QTY. (AS-BUILT)	STOCK ID#	DESCRIPTION
1	1		251-2406	CATHODIC TERMINAL TEST STATION 4"X18" LONG HNDY

PURGE PLAN WAS COMPLETED IN ACCORDANCE WITH THE OPERATIONS MANUAL GUIDELINES BY:

PRINT:_____ DATE:_____

SIGNATURE:_____

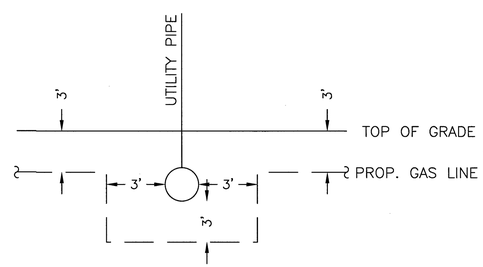

TYPICAL UTILITY CROSSING DETAIL
NOT TO SCALE

VISUAL INSPECTION (OQ/PJQ)

SIGNATURE _____

DATE _____

SYSTEM D_VALLEY_WIDE
DR. NO. 21DR10002365
SEGMENT M.A.O.P. N/A
SYSTEM M.A.O.P. 43_PSIG
SYSTEM M.O.P. 43_PSIG

Know what's **below.** **Call** before you dig.

NO.	DESCRIPTION	BY	DATE	APPVD.
1.				
2.				
3.				
4.				

REVISIONS

SOUTHWEST GAS CORPORATION

TAX CODES	UNIT NO.	UNIT TYPE	PROPOSED INSTL.	PROPOSED RETIRED	COMPLETED INSTL.	COMPLETED RETIRED
	3760102	2" PE	3,521'	65'		
	3760202	2" STL		4,512'		
	3760602	2" PVC		342'		
	3760104	4" PE	1,309'			

PROPERTY UNITS

AS-BUILT DRAWING-PRESSURE TEST DATA

PIPE DIA. _____
PIPE LENGTH _____
PIPE TYPE _____
MIN. DURATION _____
TEST PRES. (PSIG): (MAX)_____ (MIN)_____
TIME: (START)_____ (STOP)_____
DATE: (START)_____ (STOP)_____
PERFORMED BY: _____
SWG VERIFIED BY: _____

TEST MEDIUM: ☐ AIR ☐ NITROGEN ☐ WATER ☐ SOAP
TEST METHOD: ☐ GAUGE ☐ CHART
GAUGE/ PRESS REC SN#

INDIVIDUAL PERFORMING VISUAL INSPECTION
VISUAL INSPECTION CERTIFICATION
I HAVE VISUALLY INSPECTED ALL HEATED FUSIONS, SOLVENT CEMENT, MECHANICAL JOINTS, AND WELDS THAT I HAVE PERFORMED
NAME _____ DATE _____

AS-BUILTS ACCEPTED BY _____ DATE _____
POSTED BY _____ DATE _____
POSTING QC'D BY _____ DATE _____

CONSTRUCTION
INSPECTOR _____
FOREMAN _____
REVIEWED BY _____

PERMIT INFORMATION
CITY OF LAS VEGAS
TAX CODE 02-0200

ISOLATION AREA	W.R. NO.
ISO_21_DIST_092	3431281

LOCATION	ATLAS #/TILE #
SEC 21 T20S R61E	x624y522 x624y524
M.D.M.	

ENGINEER/TECH: RAMILO MENDOZA — PHONE: 702-365-2189
ACCOUNT REP: — PHONE:
PROJECT CONTACT: — PHONE:
SHEET NO: 3 OF 9 — SCALE: NTS — DATE: 12/05/2017
DWN. BY: SEI — CHKD. BY: — APPVD. BY:

TITLE
GIR 2018-CLV-HIGHLAND SQUARE MATERIALS & SIGNATURES

L17-01710 — 1070 7170 - GAS

DOC_3431281

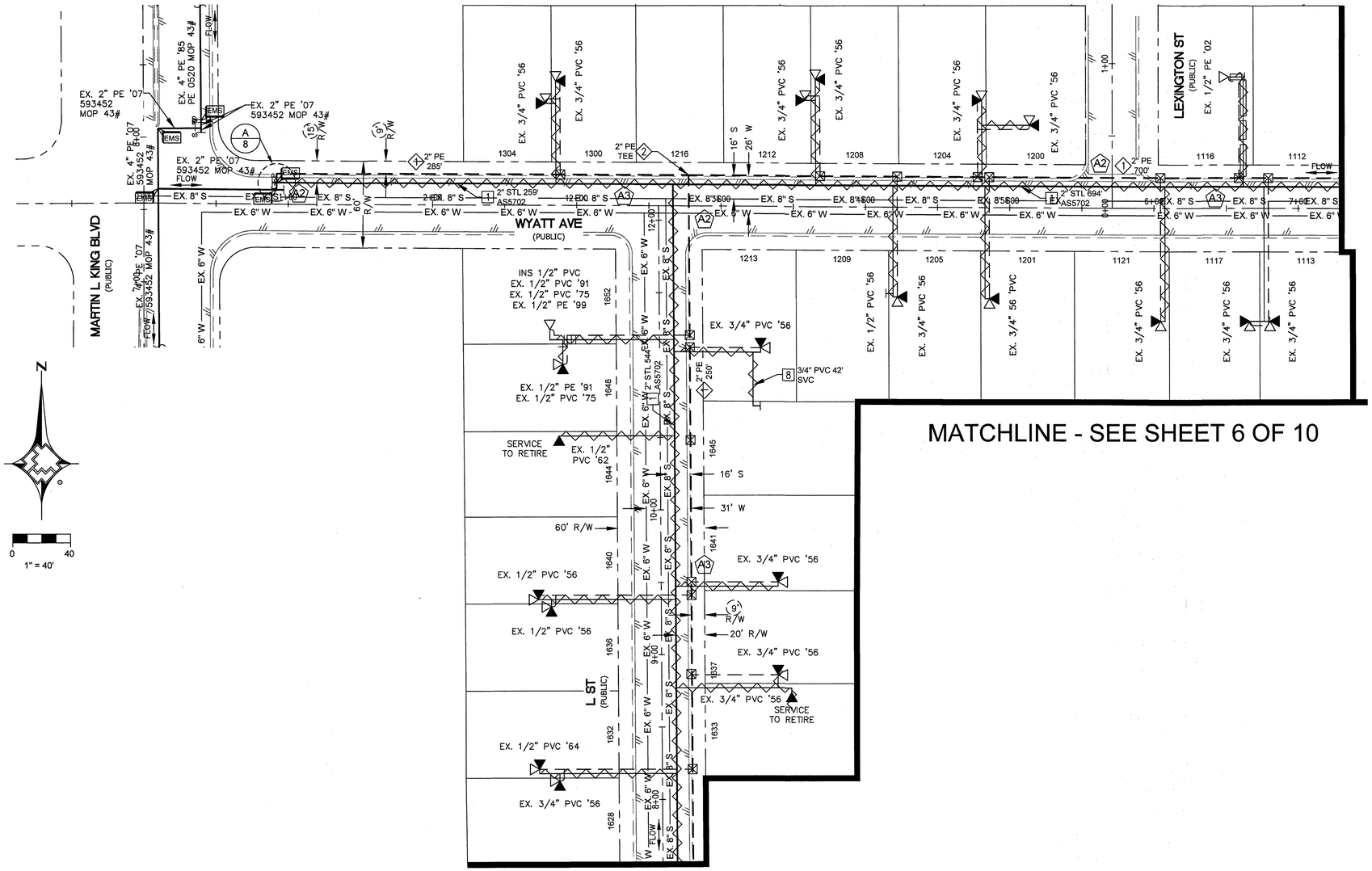

MATCHLINE - SEE SHEET 5 OF 10

MATCHLINE - SEE SHEET 6 OF 10

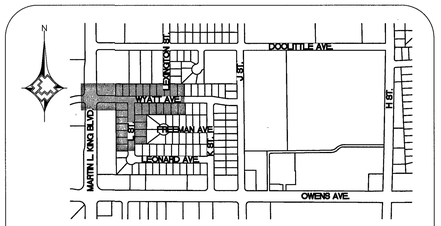

VICINITY MAP

N.T.S.

RTC NOTES:

PAVEMENT REPAIR SHALL CONFORM TO RTC:

A1 500.3

A2 500.5

A3 503

MATERIAL LIST FOR PROPOSED DISTRIBUTION FACILITIES

ITEM#	STOCK ID#	DESCRIPTION
1	100-5101	PROPOSED 2" PE MAIN
2	140-3074	PROPOSED 2" PE TEE

MATERIAL LIST FOR PROPOSED ABANDONMENT FACILITIES

ITEM#	PROPERTY UNITS #	DESCRIPTION
1	3760202	ABANDON 2" STL MAIN '56
8	3800601	ABANDON 3/4" PVC SVC '56

Know what's **below.** **Call** before you dig.

NO.	DESCRIPTION	BY	DATE	APPVD.
1.				
2.				
3.				
4.				

REVISIONS

SOUTHWEST GAS CORPORATION

TAX CODES	UNIT NO.	UNIT TYPE	INSTL.	RETIRED	INSTL.	RETIRED
			PROPOSED		COMPLETED	

PROPERTY UNITS

SEE SHEET 3

AS-BUILT DRAWING-PRESSURE TEST DATA

PIPE DIA. _____ TEST MEDIUM: ☐ AIR ☐ NITROGEN ☐ WATER ☐ SOAP

PIPE LENGTH _____ TEST METHOD: ☐ GAUGE ☐ CHART ☐ GAUGE/ PRESS REC SN#

PIPE TYPE _____

MIN. DURATION _____

TEST PRES. (PSIG): (MAX) _____ (MIN) _____

TIME: (START) _____ (STOP) _____

DATE: (START) _____ (STOP) _____

PERFORMED BY: _____

DATA VERIFIED BY: _____

SEE SHEET 3

INDIVIDUAL PERFORMING VISUAL INSPECTION

VISUAL INSPECTION CERTIFICATION

I HAVE VISUALLY INSPECTED ALL HEATED FUSIONS, SOLVENT CEMENT, MECHANICAL JOINTS, AND WELDS AND HAVE PERFORMED

NAME _____ DATE _____

SEE SHEET 3

AS-BUILTS ACCEPTED BY _____ DATE _____

POSTED BY _____ DATE _____

POSTING QC'D BY _____ DATE _____

CONSTRUCTION

INSPECTOR _____

FOREMAN _____

REVIEWED BY _____

SEE SHEET 3

PERMIT INFORMATION

CITY OF LAS VEGAS

TAX CODE 02-0200

ISOLATION AREA	W.R. NO.
ISO_21_DIST_092	3431281

LOCATION	ATLAS #/TILE #
SEC 21 T20S R61E	x624y522 x624y524

M.D.M.

ENGINEER/TECH: RAMILO MENDOZA — PHONE: 702-365-2189

ACCOUNT REP: — PHONE:

PROJECT CONTACT: — PHONE:

SHEET NO: 4 OF 9 — SCALE: 1"=40' — DATE: 12/05/2017

DWN. BY: SEI — CHKD. BY: — APPVD. BY:

TITLE

GIR 2018-CLV-HIGHLAND SQUARE DESIGN PLAN

L17-01710 — 107V7170-GAS

DOC_3431281

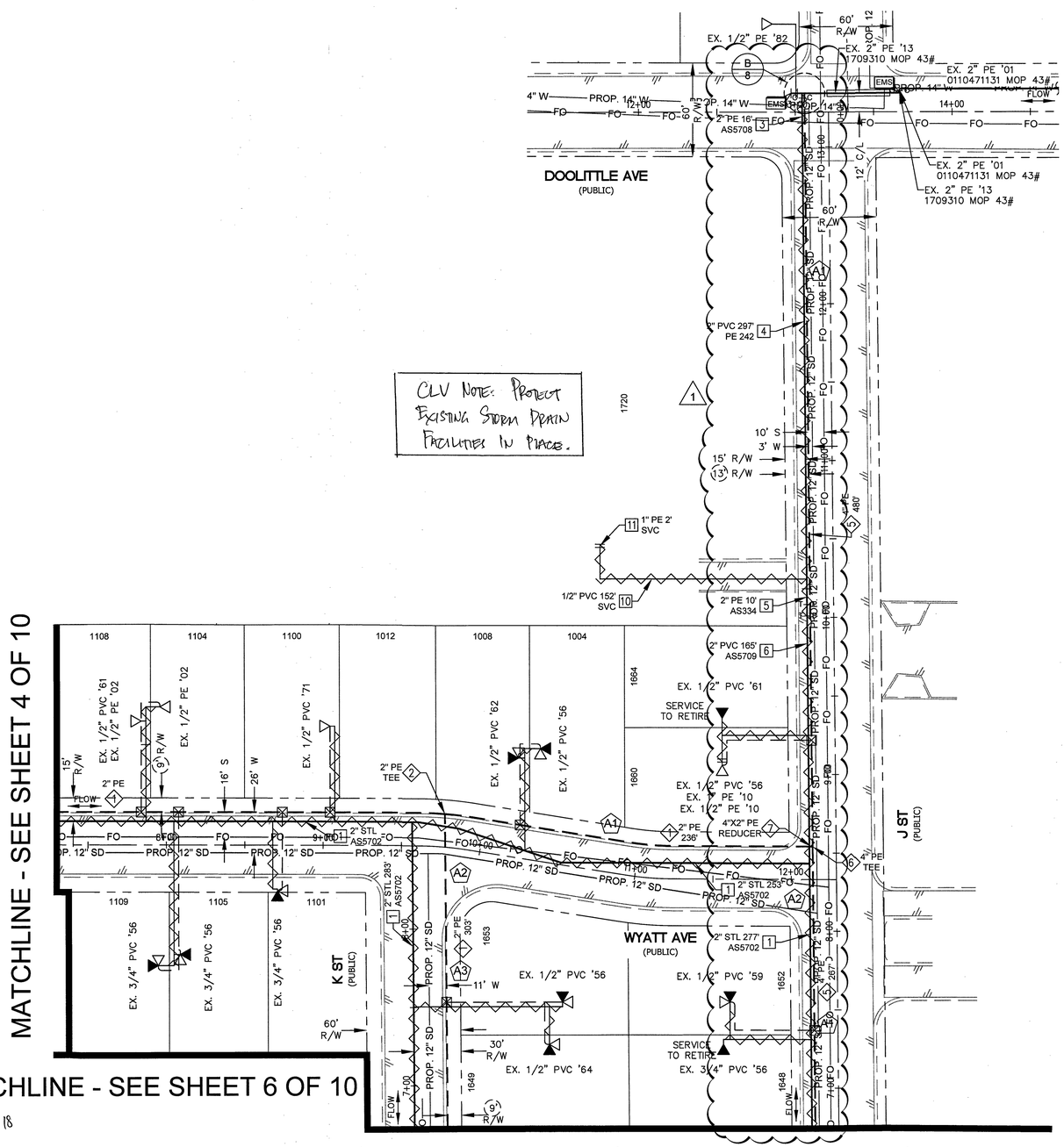

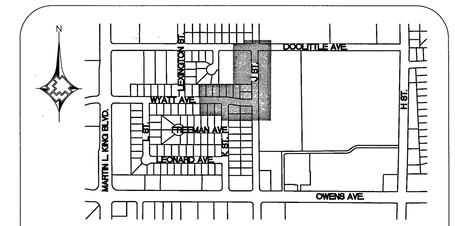

VICINITY MAP

N.T.S.

MATERIAL LIST FOR PROPOSED DISTRIBUTION FACILITIES

ITEM#	STOCK ID#	DESCRIPTION
1	100-5101	PROPOSED 2" PE MAIN
2	140-3074	PROPOSED 2" PE TEE
5	100-5201	PROPOSED 4" PE MAIN
6	140-3076	PROPOSED 4" PE TEE
7	140-5118	PROPOSED 4"X2" PE REDUCER

MATERIAL LIST FOR PROPOSED ABANDONMENT FACILITIES

ITEM#	PROPERTY UNITS #	DESCRIPTION
1	3760202	ABANDON 2" STL MAIN '56
3	3760102	ABANDON 2" PE MAIN '82
4	3760602	ABANDON 2" PVC MAIN '61
5	3760102	ABANDON 2" PE MAIN '83
6	3760202	ABANDON 2" STL MAIN '56
10	3800601	ABANDON 1/2" PVC SVC '68
11	3800101	ABANDON 1" PE SVC '09

RTC NOTES:

PAVEMENT REPAIR SHALL CONFORM TO RTC:

A1 500.3

A2 500.5

A3 503

Know what's **below.** **Call** before you dig.

6 13 18

REPLOT

NO.	DESCRIPTION	BY	DATE	APPVD.
1.	NEW ALLIGNMENT FOR PROP. GAS MAIN ON J ST.	RCM	05/23/2018	DK
2.				
3.				
4.				

REVISIONS

SOUTHWEST GAS CORPORATION

TAX CODES	UNIT NO.	UNIT TYPE	INSTL.	RETIRED	INSTL.	RETIRED
			PROPOSED		COMPLETED	

PROPERTY UNITS

SEE SHEET 3

AS-BUILT DRAWING-PRESSURE TEST DATA

PIPE DIA. _____ TEST MEDIUM: ☐ AIR ☐ NITROGEN ☐ WATER ☐ SOAP — TEST METHOD: ☐ GAUGE ☐ CHART — GAUGE/ PRESS REC SN#

PIPE LENGTH _____

PIPE TYPE _____

MIN. DURATION _____

TEST PRES. (PSIG): (MAX) _____ (MIN) _____

TIME: (START) _____ (STOP) _____

DATE: (START) _____ (STOP) _____

PERFORMED BY: _____

DWG VERIFIED BY: _____

SEE SHEET 3

INDIVIDUAL PERFORMING VISUAL INSPECTION

VISUAL INSPECTION CERTIFICATION

I HAVE VISUALLY INSPECTED ALL HEATED FUSIONS, SOLVENT CEMENT, MECHANICAL JOINTS, AND WELDS THAT I HAVE PERFORMED

NAME _____ DATE _____

AS-BUILTS ACCEPTED BY _____ DATE _____

POSTED BY _____ DATE _____

POSTING QC'D BY _____ DATE _____

SEE SHEET 3

CONSTRUCTION

INSPECTOR _____

FOREMAN _____

REVIEWED BY _____

SEE SHEET 3

PERMIT INFORMATION

CITY OF LAS VEGAS

TAX CODE 02-0200

ISOLATION AREA	W.R. NO.
ISO_21_DIST_092	3431281

LOCATION	ATLAS #/TILE #
SEC 21 T20S R61E M.D.M.	x624y522 x624y524

ENGINEER/TECH: RAMILO MENDOZA		PHONE: 702-365-2189
ACCOUNT REP:		PHONE:
PROJECT CONTACT:		PHONE:
SHEET NO: 5 OF 9	SCALE: 1"=40'	DATE: 12/05/2017
DWN. BY: SEI	CHKD. BY:	APPVD. BY:

TITLE

GIR 2018-CLV-HIGHLAND SQUARE DESIGN PLAN

DOC_3431281

N

0 40
1" = 40'

MATCHLINE - SEE SHEET 4 OF 10

MATCHLINE - SEE SHEET 5 OF 10

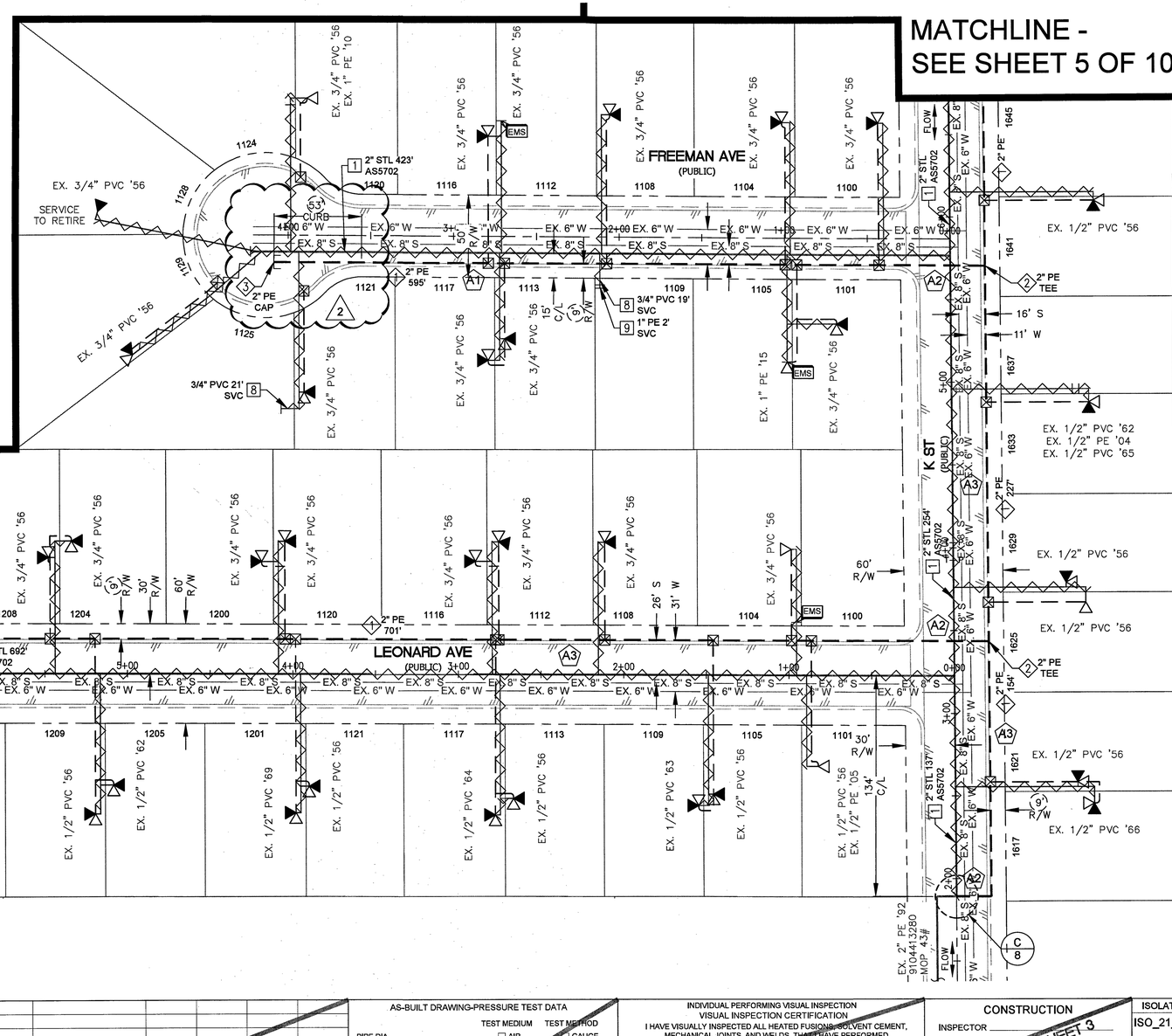

MATCHLINE - SEE SHEET 7 OF 7

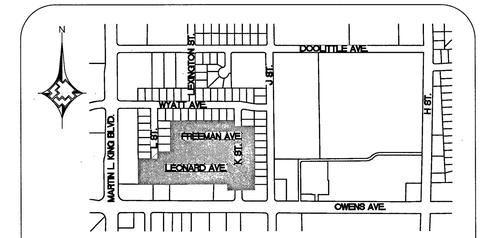

VICINITY MAP
N.T.S.

MATERIAL LIST FOR PROPOSED DISTRIBUTION FACILITIES

ITEM#	STOCK ID#	DESCRIPTION
1	100-5101	PROPOSED 2" PE MAIN
2	140-3074	PROPOSED 2" PE TEE
3	140-3060	PROPOSED 2" PE CAP
4	140-3067	PROPOSED 2" PE 90° ELBOW

MATERIAL LIST FOR PROPOSED ABANDONMENT FACILITIES

ITEM#	PROPERTY UNITS #	DESCRIPTION
1	3760202	ABANDON 2" STL MAIN '56
8	3800601	ABANDON 3/4" PVC SVC '56
9	3800101	ABANDON 1" PE SVC '10

RTC NOTES:

PAVEMENT REPAIR SHALL CONFORM TO RTC:

A1 500.3
A2 500.5
A3 503

CLV Note:

Protect Existing Storm Drain Facilities In Place.

Know what's **below.** **Call** before you dig.

LIA-01710-R002
1007V/7170-GAS
REPLOT

7/17/18

NO.	DESCRIPTION	BY	DATE	APPVD.
1	NEW ALLIGNMENT FOR PROP. GAS MAIN ON J ST.	RCM	05/23/2018	
2	FREEMAN AVE CUL-DE-SAC ALLIGNMENT CHANGE	RCM	06/25/2018	
3.				
4.				

REVISIONS

SOUTHWEST GAS CORPORATION

TAX CODES	UNIT NO.	UNIT TYPE	INSTL.	RETIRED	INSTL.	RETIRED
			PROPOSED		COMPLETED	

PROPERTY UNITS

SEE SHEET 3

AS-BUILT DRAWING-PRESSURE TEST DATA

TEST MEDIUM: ☐ AIR ☐ NITROGEN ☐ WATER ☐ SOAP
TEST METHOD: ☐ GAUGE ☐ CHART
GAUGE/ PRESS REC SN#

PIPE DIA. ____
PIPE LENGTH ____
PIPE TYPE ____
MIN. DURATION ____
TEST PRES. (PSIG): (MAX) ____ (MIN) ____
TIME: (START) ____ (STOP) ____
DATE: (START) ____ (STOP) ____
PERFORMED BY: ____
SWG VERIFIED BY: ____

INDIVIDUAL PERFORMING VISUAL INSPECTION
VISUAL INSPECTION CERTIFICATION
I HAVE VISUALLY INSPECTED ALL HEATED FUSIONS, SOLVENT CEMENT, MECHANICAL JOINTS, AND WELDS THAT I HAVE PERFORMED

NAME ____ DATE ____

AS-BUILTS ACCEPTED BY ____ DATE ____
POSTED BY ____ DATE ____
POSTING QC'D BY ____ DATE ____

CONSTRUCTION

INSPECTOR ____
FOREMAN ____
REVIEWED BY ____

PERMIT INFORMATION

CITY OF LAS VEGAS
TAX CODE 02-0200

ISOLATION AREA	W.R. NO.
ISO_21_DIST_092	3431281

LOCATION	ATLAS #/TILE #
SEC 21 T20S R61E M.D.M.	x624y522 x624y524

ENGINEER/TECH: RAMILO MENDOZA		PHONE: 702-365-2189
ACCOUNT REP:		PHONE:
PROJECT CONTACT:		PHONE:
SHEET NO: 6 OF 9	SCALE: 1"=40'	DATE: 12/05/2017
DWN. BY: SEI	CHKD. BY:	APPVD. BY:

TITLE

GIR 2018-CLV-HIGHLAND SQUARE DESIGN PLAN

DOC_3431281

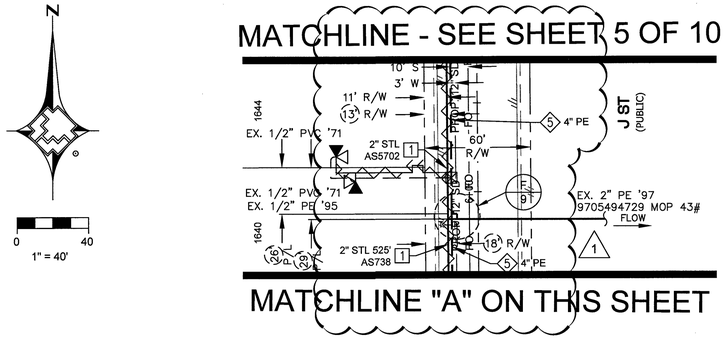

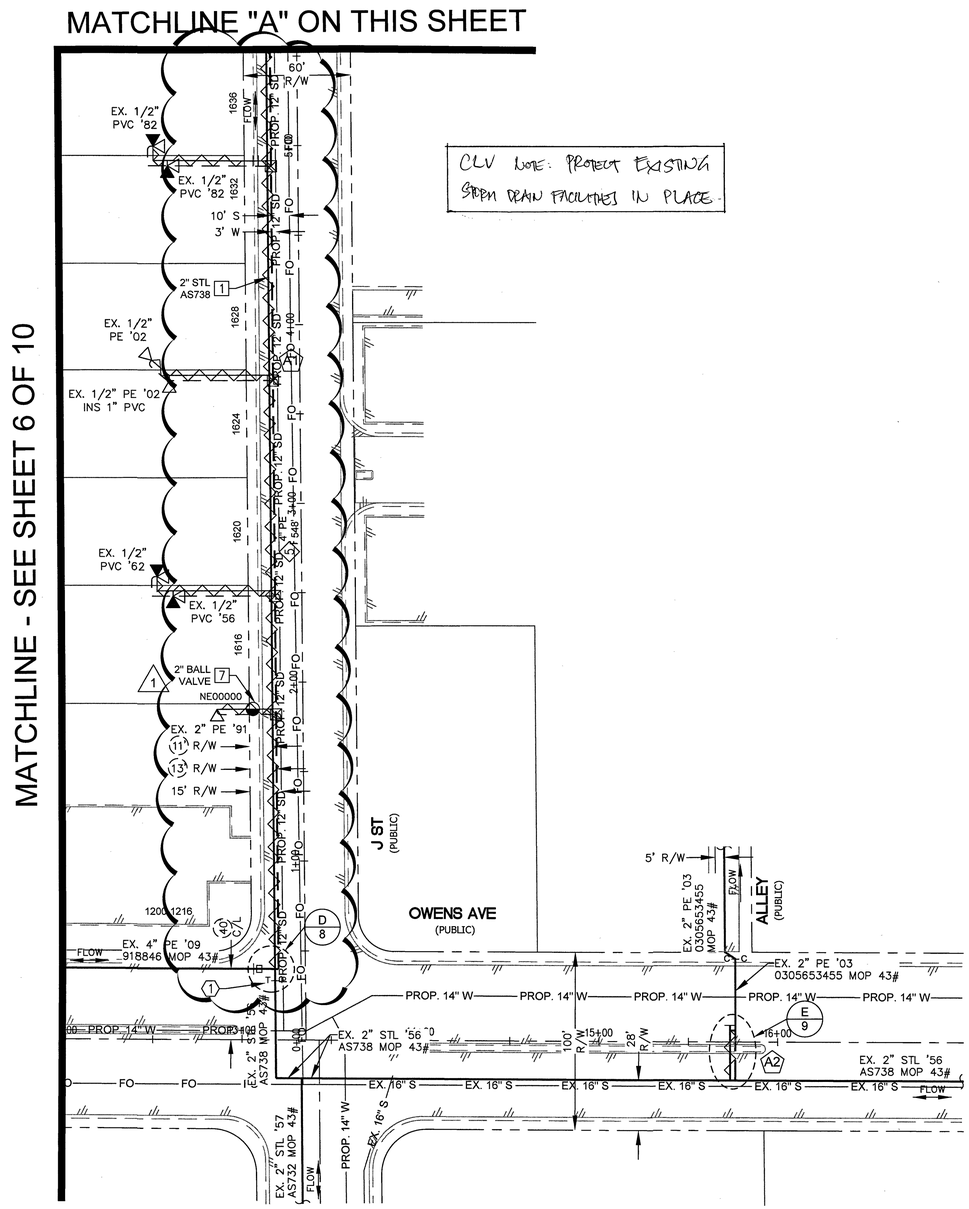

CLV NOTE: PROTECT EXISTING STORM DRAIN FACILITIES IN PLACE.

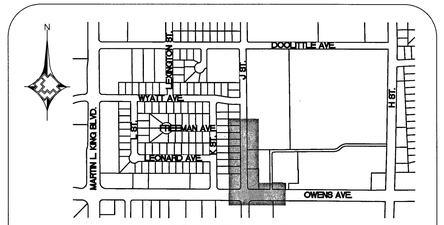

VICINITY MAP

N.T.S.

MATERIAL LIST FOR PROPOSED DISTRIBUTION FACILITIES

ITEM#	STOCK ID#	DESCRIPTION
1	100-5201	PROPOSED 2" PE MAIN
4	100-5201	PROPOSED 2" PE 90° ELBOW
5	100-5201	PROPOSED 4" PE MAIN
8	160-8174	PROPOSED 4"X2" PE TAPPING TEE
11	100-5201	PROPOSED 2" PE TAP TEE

MATERIAL LIST FOR PROPOSED ABANDONMENT FACILITIES

ITEM#	PROPERTY UNITS #	
1	3760202	ABANDON 2" STL MAIN '56
7		ABANDON 2" BALL VALVE '91

MATERIAL LIST FOR STEEL FACILITIES

ITEM#	STOCK ID#	DESCRIPTION
1	251-2406	CATHODIC TERMINAL TEST STATION 4"X18" LONG HNDY

RTC NOTES:

PAVEMENT REPAIR SHALL CONFORM TO RTC:

A1 500.3

A2 500.5

A3 503

Know what's **below.** **Call** before you dig.

6 13 18

NO.	DESCRIPTION	BY	DATE	APPVD.
1	NEW ALLIGNMENT FOR PROP. GAS MAIN ON J ST.	RCM	05/23/2018	DK
2.				
3.				
4.				

REVISIONS

SOUTHWEST GAS CORPORATION

TAX CODES	UNIT NO.	UNIT TYPE	INSTL.	RETIRED	INSTL.	RETIRED
			PROPOSED		COMPLETED	

PROPERTY UNITS

SEE SHEET 3

AS-BUILT DRAWING-PRESSURE TEST DATA

TEST MEDIUM: ☐ AIR ☐ NITROGEN ☐ WATER ☐ SOAP

TEST METHOD: ☐ GAUGE ☐ CHART

GAUGE/ PRESS REC SN#

PIPE DIA. ____ PIPE LENGTH ____ PIPE TYPE ____ MIN. DURATION ____

TEST PRES. (PSIG): (MAX) ____ (MIN) ____

TIME: (START) ____ (STOP) ____

DATE: (START) ____ (STOP) ____

PERFORMED BY: ____

DRAWING VERIFIED BY: ____

SEE SHEET 3

INDIVIDUAL PERFORMING VISUAL INSPECTION

VISUAL INSPECTION CERTIFICATION

I HAVE VISUALLY INSPECTED ALL HEATED FUSIONS, SOLVENT CEMENT, MECHANICAL JOINTS, AND WELDS THAT I HAVE PERFORMED

NAME ____ DATE ____

SEE SHEET 3

AS-BUILTS ACCEPTED BY ____ DATE ____

POSTED BY ____ DATE ____

POSTING QC'D BY ____ DATE ____

CONSTRUCTION

INSPECTOR ____

FOREMAN ____

REVIEWED BY SEE SHEET 3

PERMIT INFORMATION

CITY OF LAS VEGAS

TAX CODE 02-0200

ISOLATION AREA	W.R. NO.
ISO_21_DIST_092	3431281

LOCATION	ATLAS #/TILE #
SEC 21 T20S R61E M.D.M.	x624y522 x624y524

ENGINEER/TECH: RAMILO MENDOZA — PHONE: 702-365-2189

ACCOUNT REP: — PHONE:

PROJECT CONTACT: — PHONE:

SHEET NO: 7 OF 9 — SCALE: 1"=40' — DATE: 12/05/2017

DWN. BY: SEI — CHKD. BY: — APPVD. BY:

TITLE

GIR 2018-CLV-HIGHLAND SQUARE DESIGN PLAN

DOC_3431281

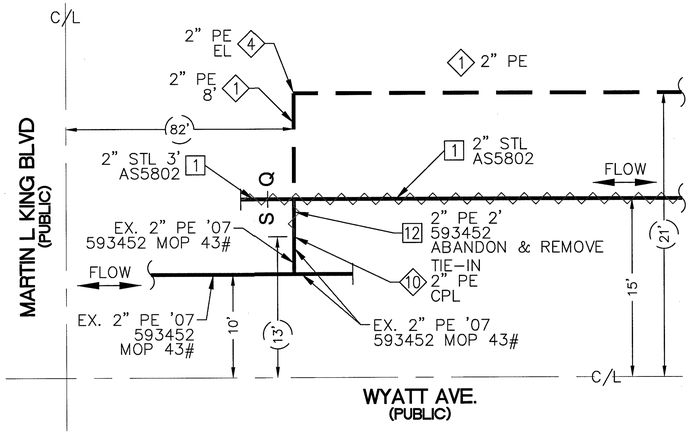

N

A
-

DETAIL
(SEE SHEET 4)
NTS

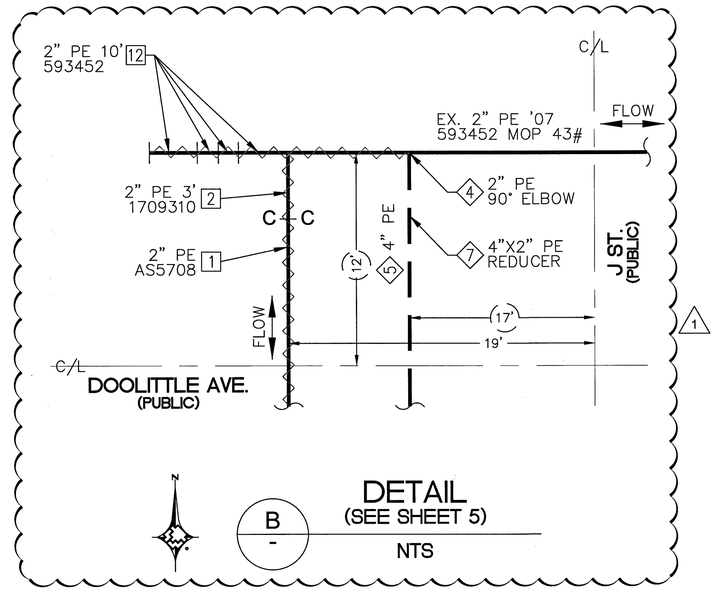

N

B
-

DETAIL
(SEE SHEET 5)
NTS

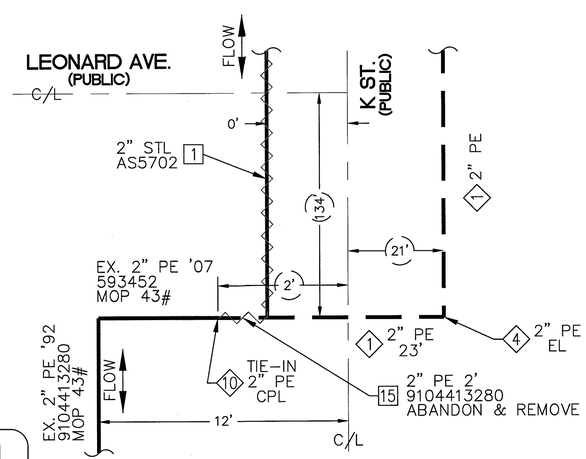

N

C
-

DETAIL
(SEE SHEET 6)
NTS

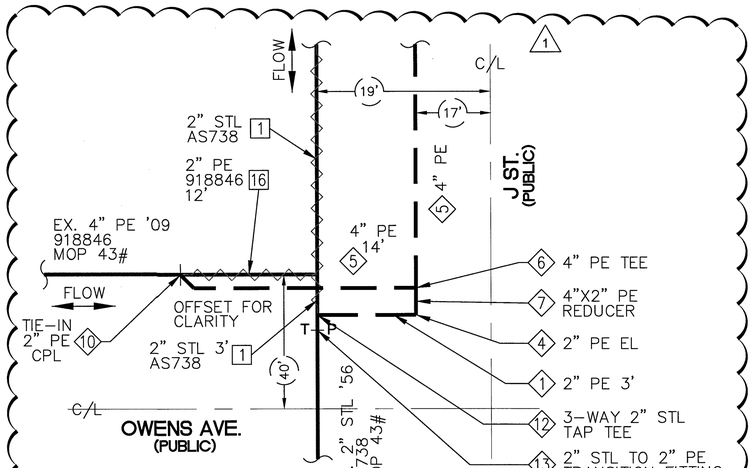

N

D
-

DETAIL
(SEE SHEET 7)
NTS

MATERIAL LIST FOR PROPOSED DISTRIBUTION FACILITIES

ITEM#	STOCK ID#	DESCRIPTION
1	100-5101	PROPOSED 2" PE MAIN
2	140-3074	PROPOSED 2" PE TEE
3	140-3060	PROPOSED 2" PE CAP
4	140-3067	PROPOSED 2" PE 90° ELBOW
5	100-5201	PROPOSED 4" PE MAIN
6	140-3076	PROPOSED 4" PE TEE
7	140-5118	PROPOSED 4"X2" PE REDUCER
10	140-3532	PROPOSED 2" PE COUPLER
12	160-8018	PROPOSED 3-WAY 2" PE STEEL TAP TEE
13	160-8162	PROPOSED 2" STL to 2" PE TRANSITION FITTING

MATERIAL LIST FOR PROPOSED ABANDONMENT FACILITIES

ITEM#	PROPERTY UNITS #	DESCRIPTION
1	3760202	ABANDON 2" STL MAIN '56
2	3760102	ABANDON 2" PE MAIN '13
12	3760202	ABANDON 2" PE MAIN '07
15	3760202	ABANDON 2" PE MAIN '92
16	3760202	ABANDON 2" PE MAIN '09

MATERIAL LIST FOR STEEL FACILITIES

ITEM#	STOCK ID#	DESCRIPTION
1	251-2406	CATHODIC TERMINAL TEST STATION 4"X18" LONG HNDY

FOR STEEL ONLY
STEEL TIE IN #1

PIPE TO SOIL _____

ANODE INSTALLED?

YES ☐ NO ☐

IF YES, PIPE TO SOIL_____

TYPE OF PIPE COATING

2 ☐ TAR WRAP
3 ☐ ASPHALT
4 ☐ PRITEC
6 ☐ FUSION BONDED EPOXY
8 ☐ PLASTIC TAPE WRAP
9 ☐ EXTRUDED POLY COATING
10 ☐ OTHER

CONDITION OF PIPE COATING

E ☐ EXCELLENT
G ☐ GOOD
F ☐ FAIR
P ☐ POOR
N ☐ NO COATING

CONDITION OF PIPE

IF EXPOSED. EXTERNAL		IF CUT OR COUPON. INTERNAL
EG	☐ GOOD	☐ IG
ESC	☐ SLIGHT CORROSION	☐ ISC
EHC	☐ HEAVY CORROSION	☐ IHC

811 Know what's **below.** **Call** before you dig.

6 13 18

NO.	DESCRIPTION	BY	DATE	APPVD.
1	NEW ALLIGNMENT FOR PROP. GAS MAIN ON J ST.	RCM	05/23/2018	
2.				
3.				
4.				

REVISIONS

SOUTHWEST GAS CORPORATION

TAX CODES	UNIT NO.	UNIT TYPE	INSTL.	RETIRED	INSTL.	RETIRED
			PROPOSED		COMPLETED	

PROPERTY UNITS

SEE SHEET 3

AS-BUILT DRAWING-PRESSURE TEST DATA

PIPE DIA. _____ TEST MEDIUM: ☐ AIR ☐ NITROGEN ☐ WATER ☐ SOAP
PIPE LENGTH _____ TEST METHOD: ☐ GAUGE ☐ CHART
PIPE TYPE _____ GAUGE/ PRESS REC SN# _____
MIN. DURATION _____
TEST PRES. (PSIG): (MAX) _____ (MIN) _____
TIME: (START) _____ (STOP) _____
DATE: (START) _____ (STOP) _____
PERFORMED BY: _____
SIG VERIFIED BY: _____

SEE SHEET 3

INDIVIDUAL PERFORMING VISUAL INSPECTION
VISUAL INSPECTION CERTIFICATION
I HAVE VISUALLY INSPECTED ALL HEATED FUSIONS, SOLVENT CEMENT, MECHANICAL JOINTS, AND WELDS THAT HAVE PERFORMED

NAME _____ DATE _____

SEE SHEET 3

AS-BUILTS ACCEPTED BY _____ DATE _____
POSTED BY _____ DATE _____
POSTING QC'D BY _____ DATE _____

CONSTRUCTION

INSPECTOR _____
FOREMAN _____
REVIEWED BY _____

SEE SHEET 3

PERMIT INFORMATION
CITY OF LAS VEGAS
TAX CODE 02-0200

ISOLATION AREA	W.R. NO.
ISO_21_DIST_092	3431281

LOCATION	ATLAS #/TILE #
SEC 21 T20S R61E M.D.M.	x624y522 x624y524

ENGINEER/TECH: RAMILO MENDOZA		PHONE: 702-365-2189
ACCOUNT REP:		PHONE:
PROJECT CONTACT:		PHONE:
SHEET NO: 8 OF 9	SCALE: NTS	DATE: 12/05/2017
DWN. BY: SEI	CHKD. BY:	APPVD. BY:

TITLE

GIR 2018-CLV-HIGHLAND SQUARE DESIGN PLAN

DOC_3431281

FOR STEEL ONLY
STEEL TIE IN #2

PIPE TO SOIL _____

ANODE INSTALLED?

YES ☐ NO ☐

IF YES, PIPE TO SOIL_____

TYPE OF PIPE COATING

- 2 ☐ TAR WRAP
- 3 ☐ ASPHALT
- 4 ☐ PRITEC
- 6 ☐ FUSION BONDED EPOXY
- 8 ☐ PLASTIC TAPE WRAP
- 9 ☐ EXTRUDED POLY COATING
- 10 ☐ OTHER

CONDITION OF PIPE COATING

- E ☐ EXCELLENT
- G ☐ GOOD
- F ☐ FAIR
- P ☐ POOR
- N ☐ NO COATING

CONDITION OF PIPE

IF EXPOSED. EXTERNAL		IF CUT OR COUPON. INTERNAL
EG	☐ GOOD	☐ IG
ESC	☐ SLIGHT CORROSION	☐ ISC
EHC	☐ HEAVY CORROSION	☐ IHC

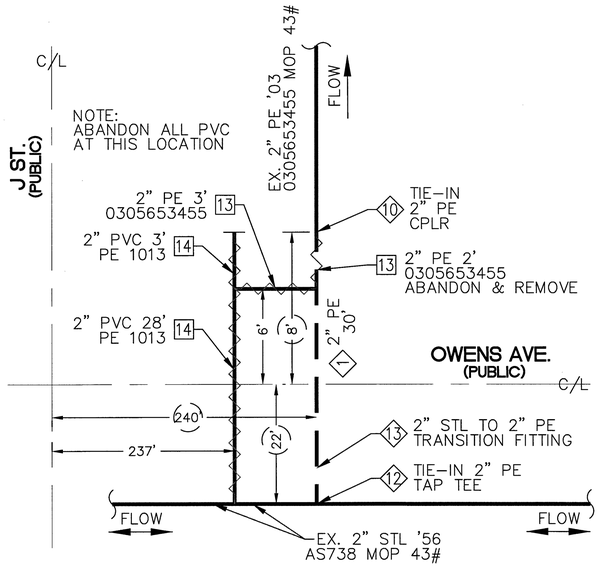

N

E
-

DETAIL
(SEE SHEET 7)

NTS

NOTE: ENGINEERING RECOMMENDS 1" TEMPORARY BYPASS

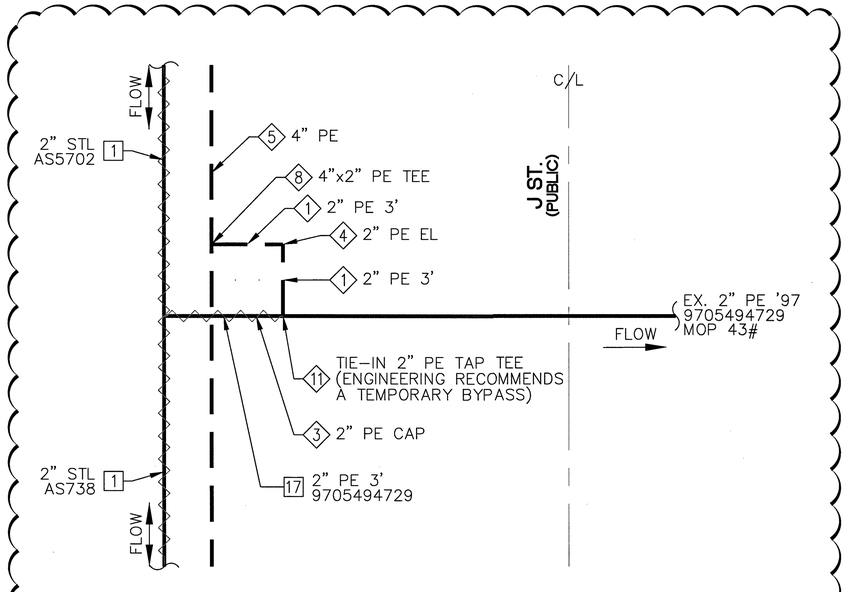

N

F
-

DETAIL
(SEE SHEET 7)

NTS

1 NOTE: ENGINEERING RECOMMENDS 1" TEMPORARY BYPASS

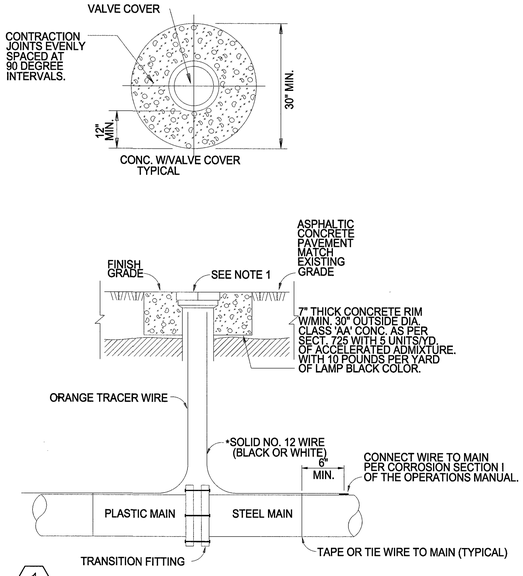

* WIRES SHOULD BE LONG ENOUGH TO EXTEND AT LEAST 2 FEET ABOVE GRADE.

NOTES:
1. VALVE BOX SHALL BE ADJUSTED TO THE FINISHED GRADE PRIOR TO PLACING OF CONCRETE OR ASPHALTIC CONCRETE SURFACE.

DETAIL "245"
PLS TO STL TRANSITION TEST STA

CATHODIC PROTECTION NOTES:

1. CONTACT CP DEPARTMENT AT (702) 528-7873 AT LEAST 48 HOURS PRIOR TO WORK TO COORDINATE INSTALLATION
2. THIS WR AFFECTS THE FOLLOWING CP AREAS:

   CPID#: R6 1ST A
   WMIS#: 21DCP0021136

3. INSTALL TEST STATION ON SHEET 7. SEE DETAIL "245" ON THIS SHEET 9.

MATERIAL LIST FOR STEEL FACILITIES

ITEM#	STOCK ID#	DESCRIPTION
1	251-2406	CATHODIC TERMINAL TEST STATION 4"X18" LONG HNDY

MATERIAL LIST FOR PROPOSED ABANDONMENT FACILITIES

ITEM#	PROPERTY UNITS #	DESCRIPTION
13	3760202	ABANDON 2" PE MAIN '03
14	3760602	ABANDON 2" PVC MAIN '64
15	3760602	ABANDON 2" PVC MAIN '66
17	3760602	ABANDON 2" PE MAIN '97

MATERIAL LIST FOR PROPOSED DISTRIBUTION FACILITIES

ITEM#	STOCK ID#	DESCRIPTION
1	100-5101	PROPOSED 2" PE MAIN
3	140-3060	PROPOSED 2" PE CAP
4	140-3067	PROPOSED 2" PE 90° ELBOW
5	140-3067	PROPOSED 4" PE MAIN
8	160-8174	PROPOSED 4"X2" PE TAPPNG TEE
10	140-3532	PROPOSED 2" PE COUPLER
11	160-8171	PROPOSED 2" PE TAPPING TEE
12	160-8018	PROPOSED 3-WAY 2" PE STEEL TAP TEE
13	160-8171	PROPOSED 2" STL TO 2" PE TRANSITION FITTING

Know what's **below.** **Call** before you dig.

6 13 18

NO.	DESCRIPTION	BY	DATE	APPVD.
1	NEW ALLIGNMENT FOR PROP. GAS MAIN ON J ST.	RCM	05/23/2018	DK
2.				
3.				
4.				

REVISIONS

SOUTHWEST GAS CORPORATION

TAX CODES	UNIT NO.	UNIT TYPE	INSTL. (PROPOSED)	RETIRED (PROPOSED)	INSTL. (COMPLETED)	RETIRED (COMPLETED)

PROPERTY UNITS

SEE SHEET 3

AS-BUILT DRAWING-PRESSURE TEST DATA

PIPE DIA. _____ TEST MEDIUM: ☐ AIR ☐ NITROGEN ☐ WATER ☐ SOAP — TEST METHOD: ☐ GAUGE ☐ CHART
PIPE LENGTH _____
PIPE TYPE _____ GAUGE/ PRESS REC SN#
MIN. DURATION _____
TEST PRES. (PSIG): (MAX) _____ (MIN) _____
TIME: (START) _____ (STOP) _____
DATE: (START) _____ (STOP) _____
PERFORMED BY: _____
SIG VERIFIED BY: _____

INDIVIDUAL PERFORMING VISUAL INSPECTION
VISUAL INSPECTION CERTIFICATION
I HAVE VISUALLY INSPECTED ALL HEATED FUSION, SOLVENT CEMENT, MECHANICAL JOINTS, AND WELDS THAT HAVE PERFORMED
NAME _____ DATE _____

AS-BUILTS ACCEPTED BY _____ DATE _____
POSTED BY _____ DATE _____
POSTING QC'D BY _____ DATE _____

CONSTRUCTION
INSPECTOR _____
FOREMAN _____
REVIEWED BY _____

PERMIT INFORMATION
CITY OF LAS VEGAS
TAX CODE 02-0200

ISOLATION AREA	W.R. NO.
ISO_21_DIST_092	3431281

LOCATION	ATLAS #/TILE #
SEC 21 T20S R61E M.D.M.	x624y522 x624y524

ENGINEER/TECH: RAMILO MENDOZA		PHONE: 702-365-2189
ACCOUNT REP:		PHONE:
PROJECT CONTACT:		PHONE:
SHEET NO: 9 OF 9	SCALE: NTS	DATE: 12/05/2017
DWN. BY: SEI	CHKD. BY:	APPVD. BY:

TITLE

GIR 2018-CLV-HIGHLAND SQUARE DESIGN PLAN

DOC_3431281