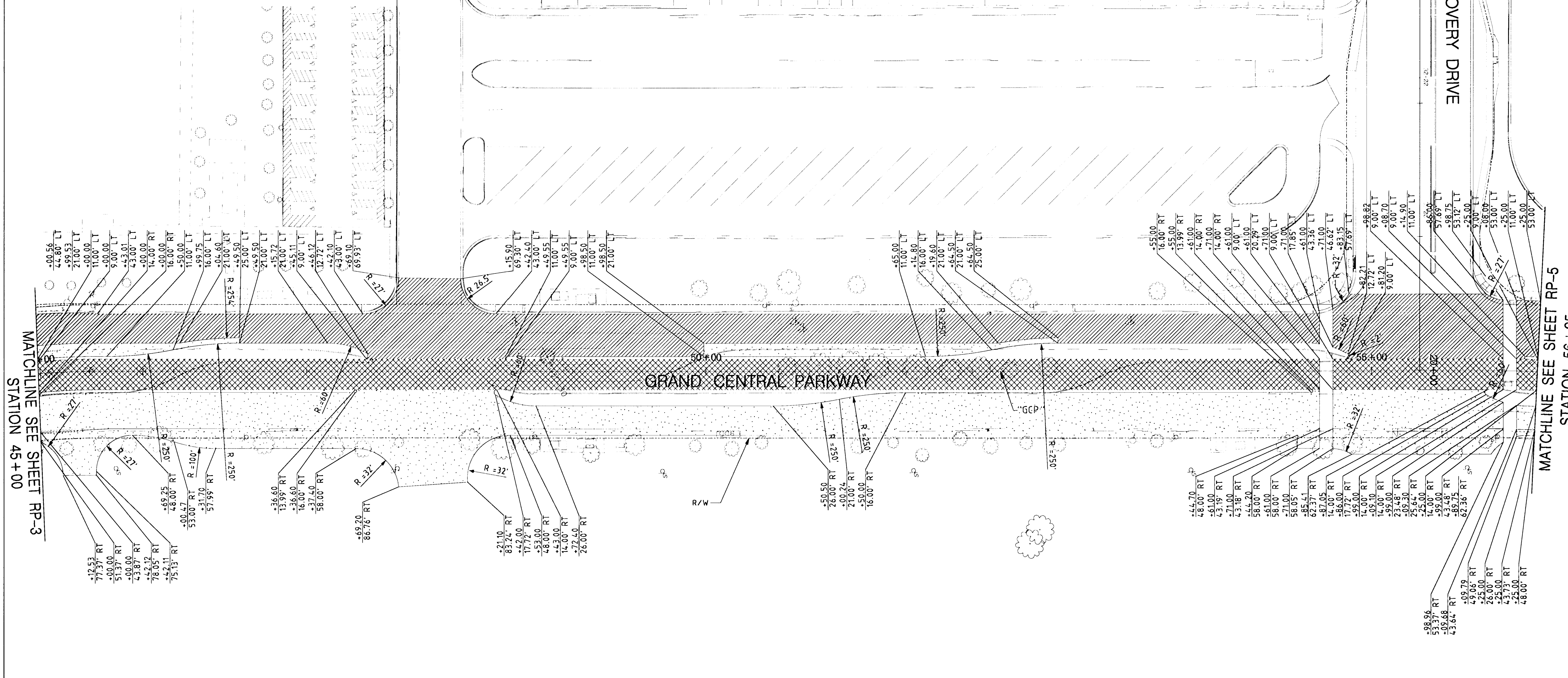


Call before you Dig
1-800-227-2600
UNDERGROUND UTILITY LINES & COURTS

Call before you UnderGround
1-702-455-7511
1-702-455-7540
UNDERGROUND UTILITY LINES & COURTS

Call before you OVERHEAD
1-702-593-6111
OVERHEAD POWER LINES CONTACT & COURTS



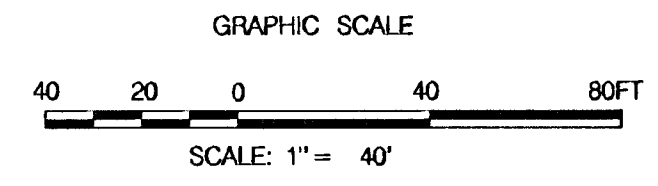
MATCHLINE SEE SHEET RP-3
STATION 45+00

MATCHLINE SEE SHEET RP-5
STATION 56+25

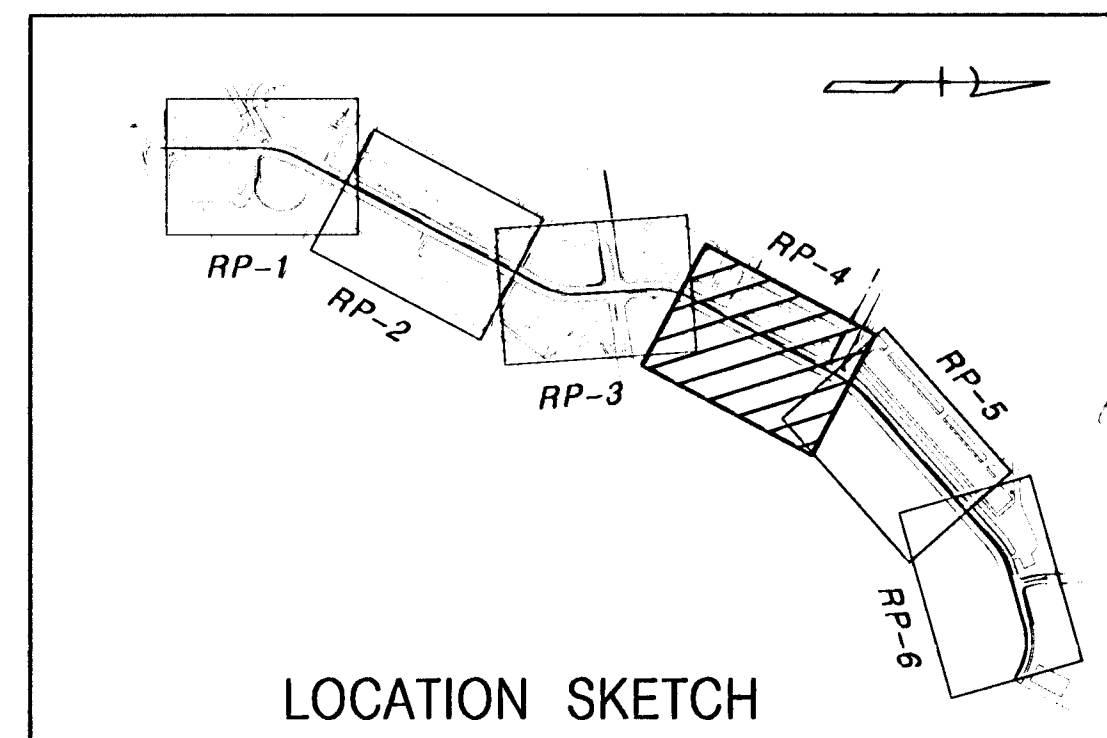
LEGEND

	PAVEMENT SECTION A, SEE DETAIL SHEETS
	PAVEMENT SECTION B, SEE DETAIL SHEETS
	PAVEMENT SECTION C, SEE DETAIL SHEETS
	PAVEMENT SECTION D, SEE DETAIL SHEETS
	WEST CARSON PAVEMENT SECTION, SEE SHEET TS-04

- NOTES**
1. PAVEMENT AREAS SHOWN SUPERSEDE PAVEMENT AREAS SHOWN ON CONSTRUCTION PLANS.
 2. SEE CONSTRUCTION PLANS FOR CROSS GUTTER LOCATIONS.



NEW SHEET ISSUED



126322

		DEPARTMENT OF PUBLIC WORKS DOWNTOWN CONNECTOR BUS RAPID TRANSIT PROJECT GRAND CENTRAL PARKWAY WIDENING PAVEMENT PLAN SHEET		PROJECT No.: 107V4782 DATE: AUG. 28, 2007	
SCALE (H): 1" = 40' SCALE (V): N/A		DESIGNED BY: TS CHECKED BY: PDS		REVISIONS PAVEMENT REVISION PAVEMENT REVISION	
		PARSONS BRINCKERHOFF Las Vegas, Nevada		No. DATE DESCRIPTION BY	
DRAWING No. RP-4		107V4782			