FED. RD. REG. NO.	STATE	PROJECT NO.	COUNTY
9	NEV.	SPS-095-2(4)	CLARK

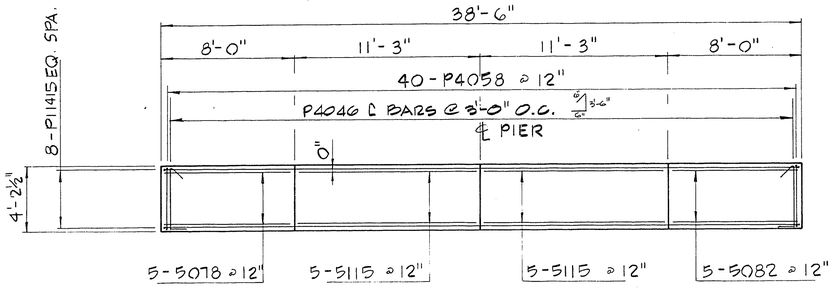

PLAN - PIER NO. 3

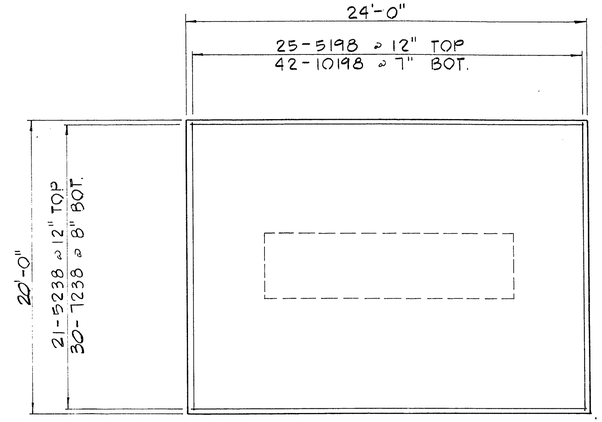

FOOTING PLAN

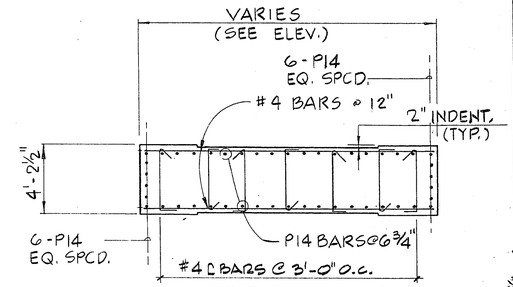

SECTION B - B

NOTE:

FOR ANCHOR ASSEMBLIES SEE SHEET B17.

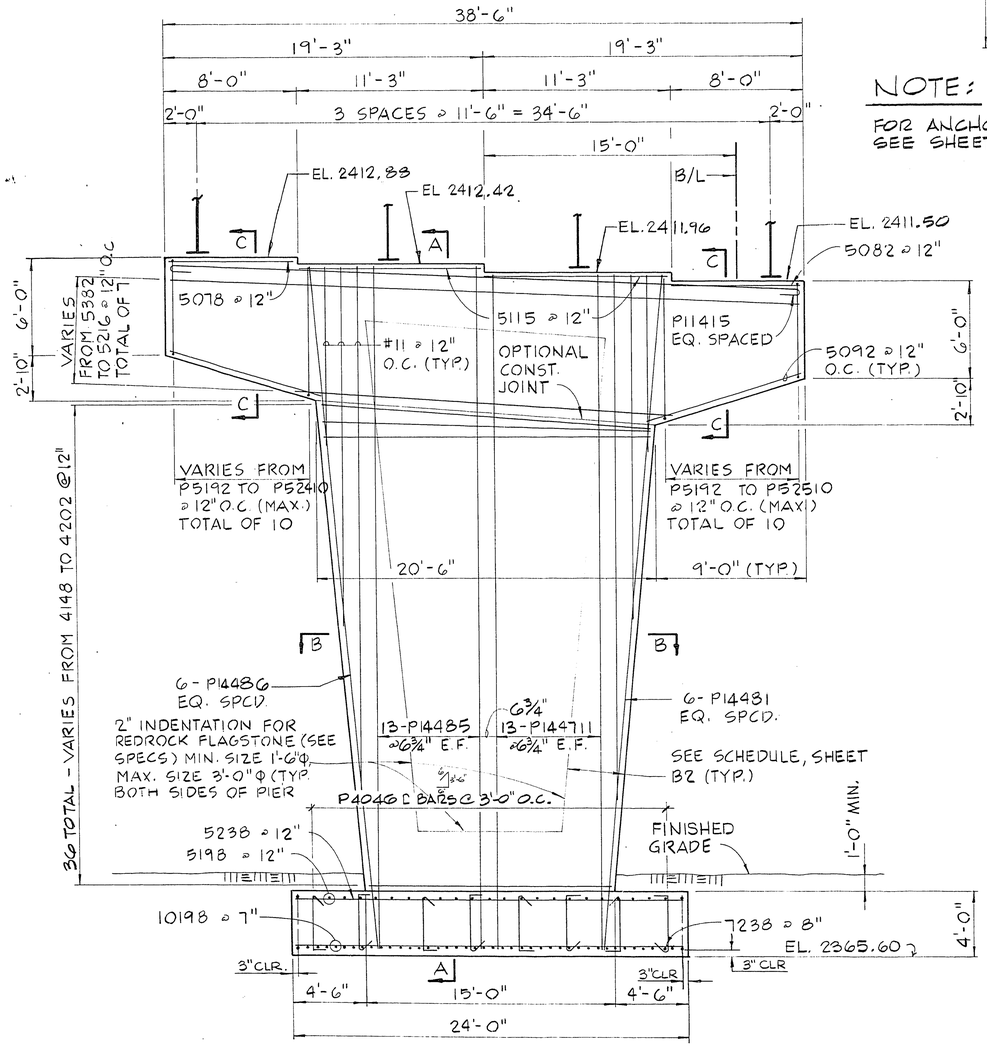

ELEVATION - PIER NO. 3

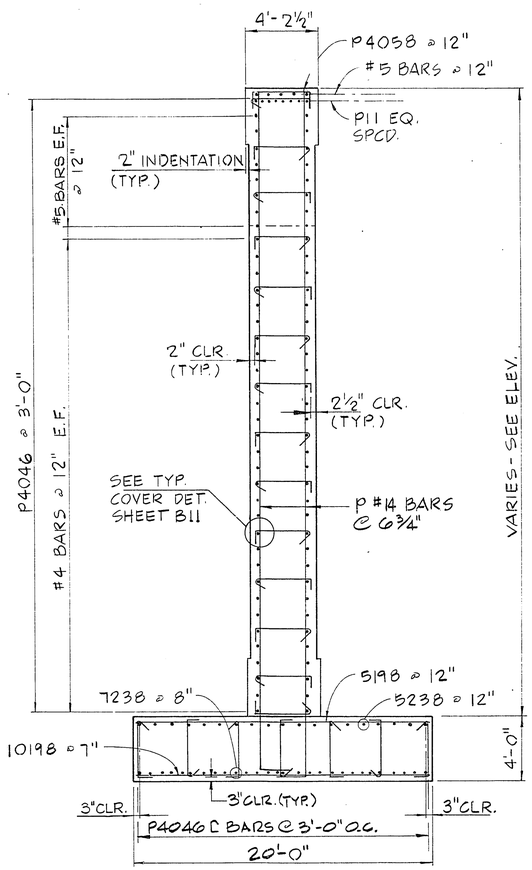

SECTION A - A

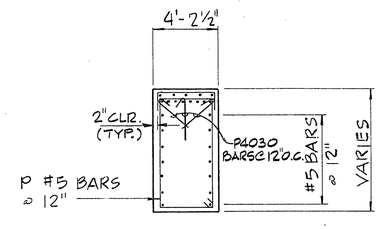

SECTION C - C

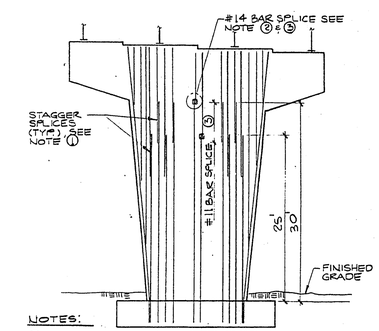

NOTES:

1. SPLICING SHALL BE DONE IN ACCORDANCE WITH AASHTO "STANDARD SPECIFICATIONS FOR HIGHWAY BRIDGES", 13th EDITION.
2. WELDED SPLICES SHALL BE IN ACCORDANCE WITH THE AMERICAN WELDING SOCIETY PUBLICATION "STRUCTURAL WELDING CODE REINFORCING STEEL", LATEST EDITION.
3. NO. 11 BARS SHALL BE LAP SPLICED WITH A MINIMUM LAP OF 6'-6". NO. 14 BARS SHALL BE WELD SPLICED OR MECHANICALLY SPLICED.
4. SPLICES ARE OPTIONAL.

SPLICE DETAIL

REV	DATE	DESCRIPTION
1	11-4-87	ISSUE FOR GMP
2	1-15-88	REVISED PER ADDENDUM NO. 5
3	2-1-88	ISSUE FOR CONSTRUCTION

REGISTERED PROFESSIONAL ENGINEER
GEORGE E. WALLACE
No. 1815
STATE OF NEVADA
7/21/87 DATE

G.C. WALLACE, INC.
Engineering/Architecture
1555 SOUTH RAINBOW BLVD./LAS VEGAS, NEVADA 89102

HOWARD HUGHES PROPERTIES
HUSITE PARKWAY INTERCHANGE
PIER NO. 3 & DETAILS

SHEET 85
B13
OF 138 SHEETS

I-1845W

JOB NO. 620.222

8/84 DIETERICH-POST 6532B

86-3-137 107-V1882