| FED. RD. REG. NO. | STATE | PROJECT NO. | COUNTY |
|---|---|---|---|
| 9 | NEV. | SPS-095-2(4) | CLARK |

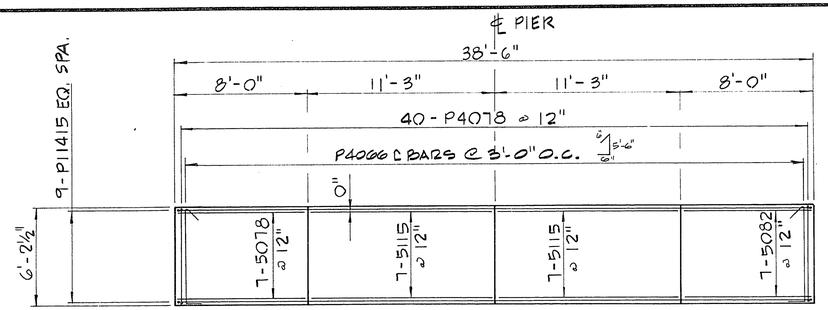


PLAN - PIER NO. 2

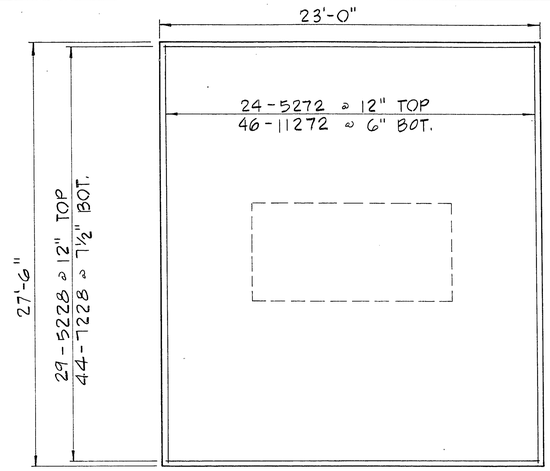


FOOTING PLAN

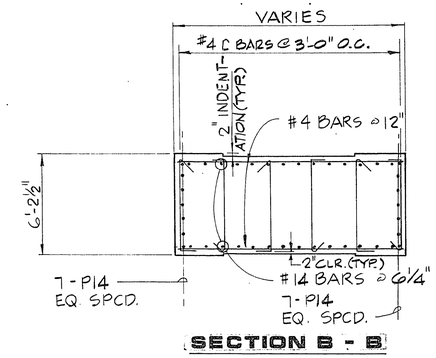


SECTION B - B

NOTE:

FOR ANCHOR ASSEMBLIES SEE SHEET B18.

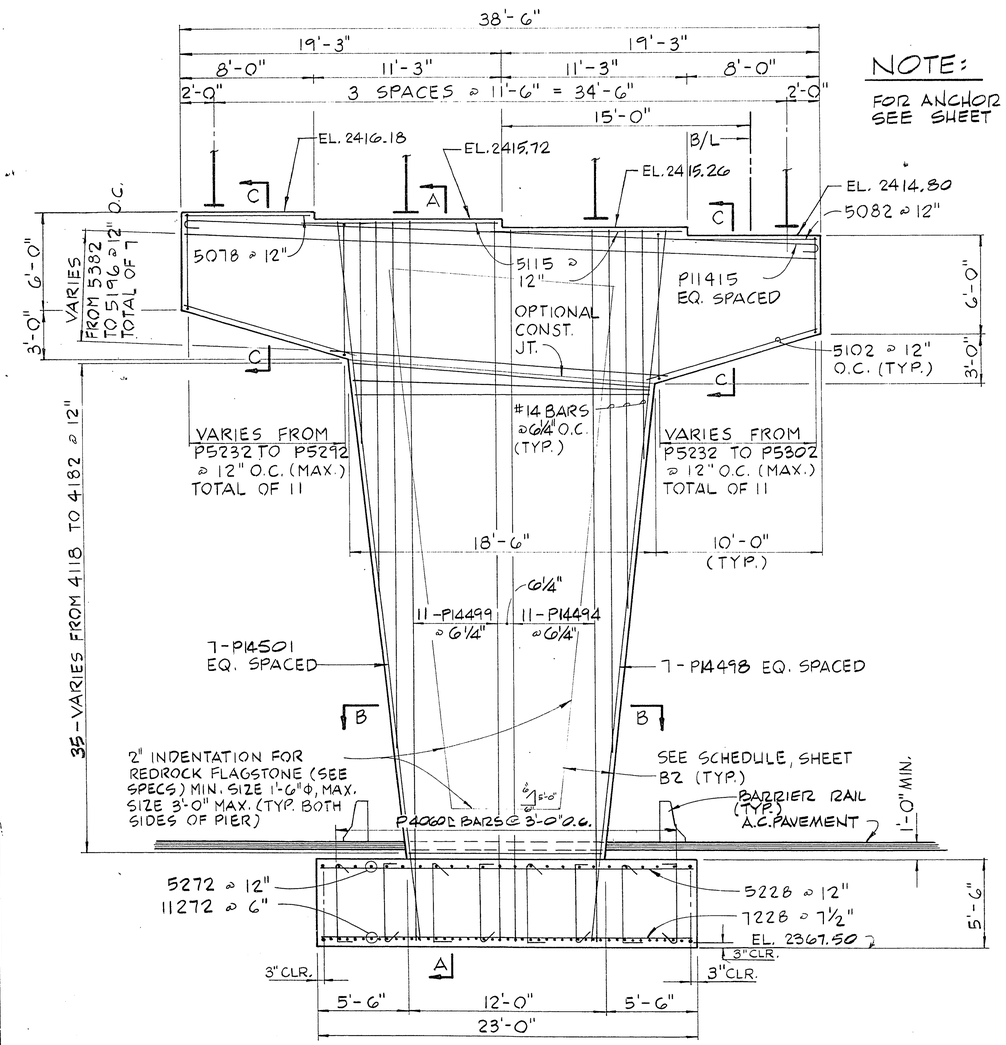


ELEVATION - PIER NO. 2

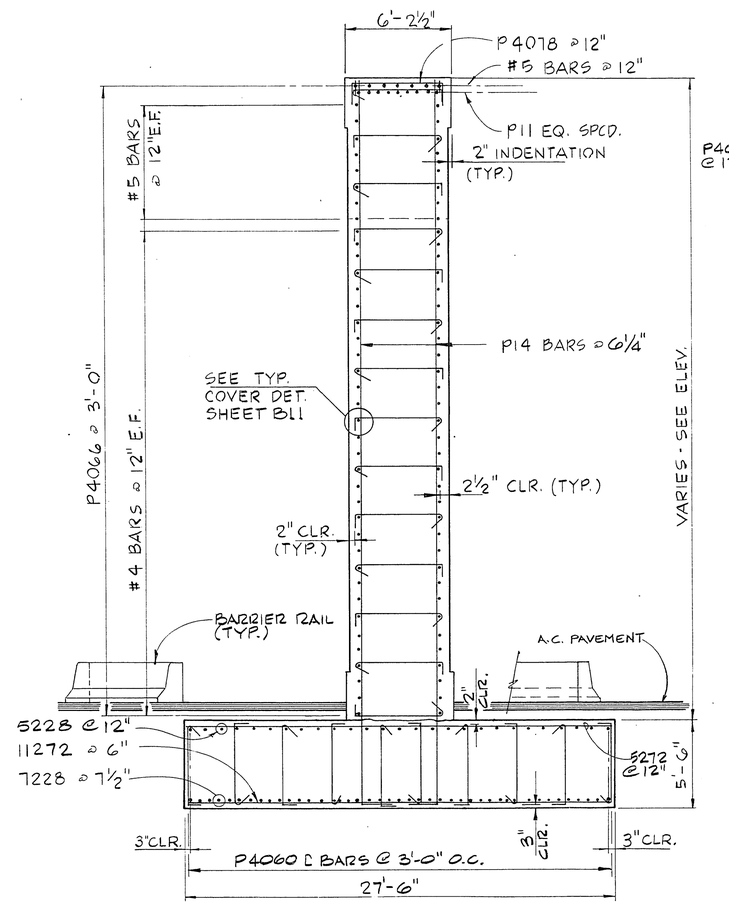


SECTION A - A

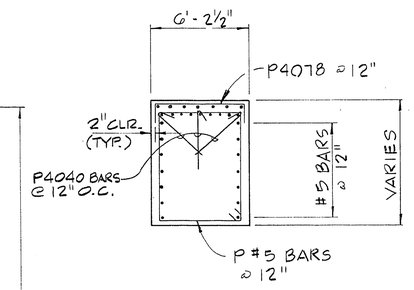


SECTION C - C

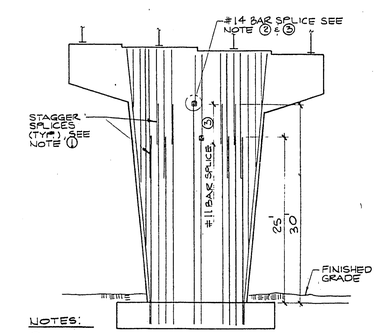


NOTES:

1. SPLICING SHALL BE DONE IN ACCORDANCE WITH AASHTO "STANDARD SPECIFICATIONS FOR HIGHWAY BRIDGES", 13th EDITION.
2. WELDED SPLICES SHALL BE IN ACCORDANCE WITH THE AMERICAN WELDING SOCIETY PUBLICATION "STRUCTURAL WELDING CODE REINFORCING STEEL", LATEST EDITION.
3. NO. 11 BARS SHALL BE LAP SPLICED WITH A MINIMUM LAP OF 6'-6". NO. 14 BARS SHALL BE WELD SPLICED OR MECHANICALLY SPLICED.
4. SPLICES ARE OPTIONAL.

SPLICE DETAIL

| REV | DATE | DESCRIPTION |
|---|---|---|
| 1 | 11-14-91 | ISSUE FOR CMAP |
| 2 | 11-5-92 | REVISED PER ADDENDUM NO. 3 |
| 3 | 2-1-93 | ISSUE FOR CONSTRUCTION |

RECOMMENDED GEORGE C. WALLACE 1815 R.E. NO. 2-1-93 DATE

G.C. WALLACE, INC. Engineering/Architecture 1555 SOUTH RAINBOW BLVD. LAS VEGAS, NEVADA 89102

HOWARD HUGHES PROPERTIES

HUSITE PARKWAY INTERCHANGE

PIER NO. 2 & DETAILS

SHEET 84

B12

OF 188 SHEETS

I-1845W

JOB NO. 620.222

8/84 DIETERICH-POST 6532B

26-3-136 107-V1882