FED. RD. REG. NO.	STATE	PROJECT NO.	COUNTY
9	NEV.	SPS-095-2(4)	CLARK

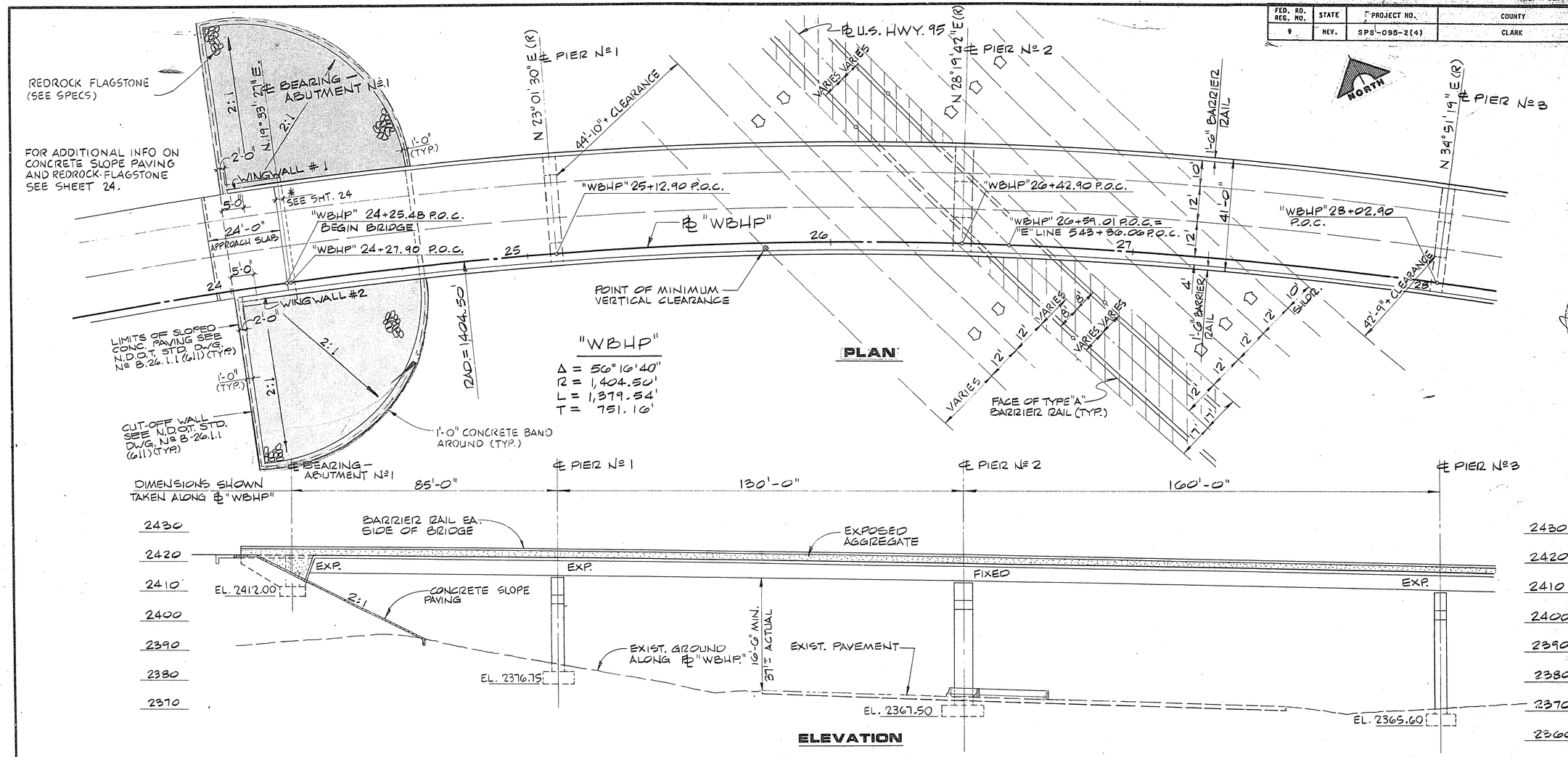

DESIGN DESIGNATION

FUTURE	ADT	2000	19,300
DHV			1,740
D			100%
T			3%

INDEX OF SHEETS

B1	GENERAL PLAN & ELEVATION, WITH LOCATION SKETCH, PROFILE & TYP. SECTION	B21	FRAMING PLAN & DETAILS
B2	GENERAL PLAN & ELEVATION	B22	FRAMING PLAN & DETAILS
B3	GEOMETRIC PLAN	B23	FRAMING PLAN & DETAILS
B4	NOT USED	B24	FRAMING DETAILS
B5	ABUTMENT NO. 1 & DETAILS	B25	GIRDER SPLICE DETAILS
B6	ABUTMENT NO. 2 & DETAILS	B26	GIRDER SPLICE DETAILS
B7	WINGWALL NO. 1 & DETAILS	B27	EXPANSION JOINT DETAILS
B8	WINGWALL NO. 2 & DETAILS	B28	TYP. DECK SECTION & DETAILS
B9	WINGWALL NO. 3 & DETAILS	B29	DECK REINFORCING PLAN
B10	WINGWALL NO. 4 & DETAILS	B30	DECK REINFORCING PLAN
B11	PIER NO. 1 & DETAILS	B31	DECK CONTOUR PLAN
B12	PIER NO. 2 & DETAILS	B32	DECK CONTOUR PLAN
B13	PIER NO. 3 & DETAILS	B33	BARRIER RAIL REINFORCING & DETAILS (NORTH SIDE)
B14	PIER NO. 4 & DETAILS	B34	BARRIER RAIL REINFORCING & DETAILS (SOUTH SIDE)
B15	PIER NO. 5 & DETAILS	B35	APPROACH SLAB (ABUTMENT NO. 1)
B16	PIER NO. 6 & DETAILS	B36	APPROACH SLAB (ABUTMENT NO. 2)
B17	BEARING PLATE DETAILS	B37	REBAR BEND SCHEDULE
B18	BEARING PLATE DETAILS	B38	NOT USED
B19	CAMBER DIAGRAM	B39	LOG OF BORINGS
B20	CAMBER DIAGRAM	B40	NOT USED

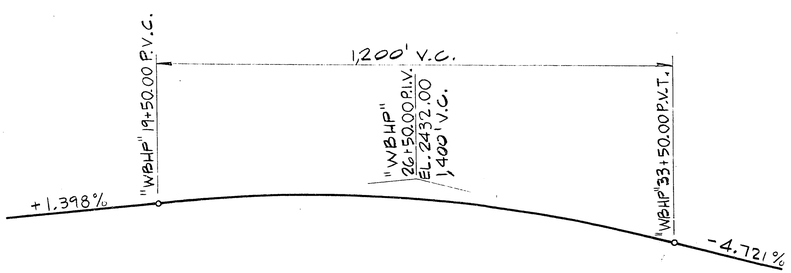

PROFILE LINE
WEST BOUND HUSITE PARKWAY

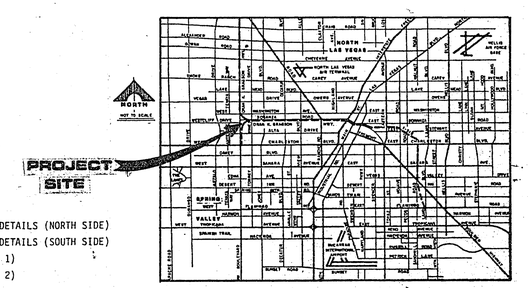

LOCATION SKETCH

REV	DATE	DESCRIPTION
1	8-14-87	ISSUE FOR GMP
2	2-15-88	ISSUE FOR CONSTRUCTION

R.E. NO. 1815 DATE 2/2/88

G.C. WALLACE, INC.
Engineering/Architecture
1555 SOUTH RAINBOW BLVD./LAS VEGAS, NEVADA 89102

HOWARD HUGHES PROPERTIES
HUSITE PARKWAY INTERCHANGE
GEN. PLAN & ELEV. WITH LOCATION SKETCH, PROFILE & TYP. SECTION

SHEET 74
B1
OF 138 SHEETS

I-1845W

JOB NO. 920.222

8/84 DIETERICH-POST 65328

86-3-186 107-U1882