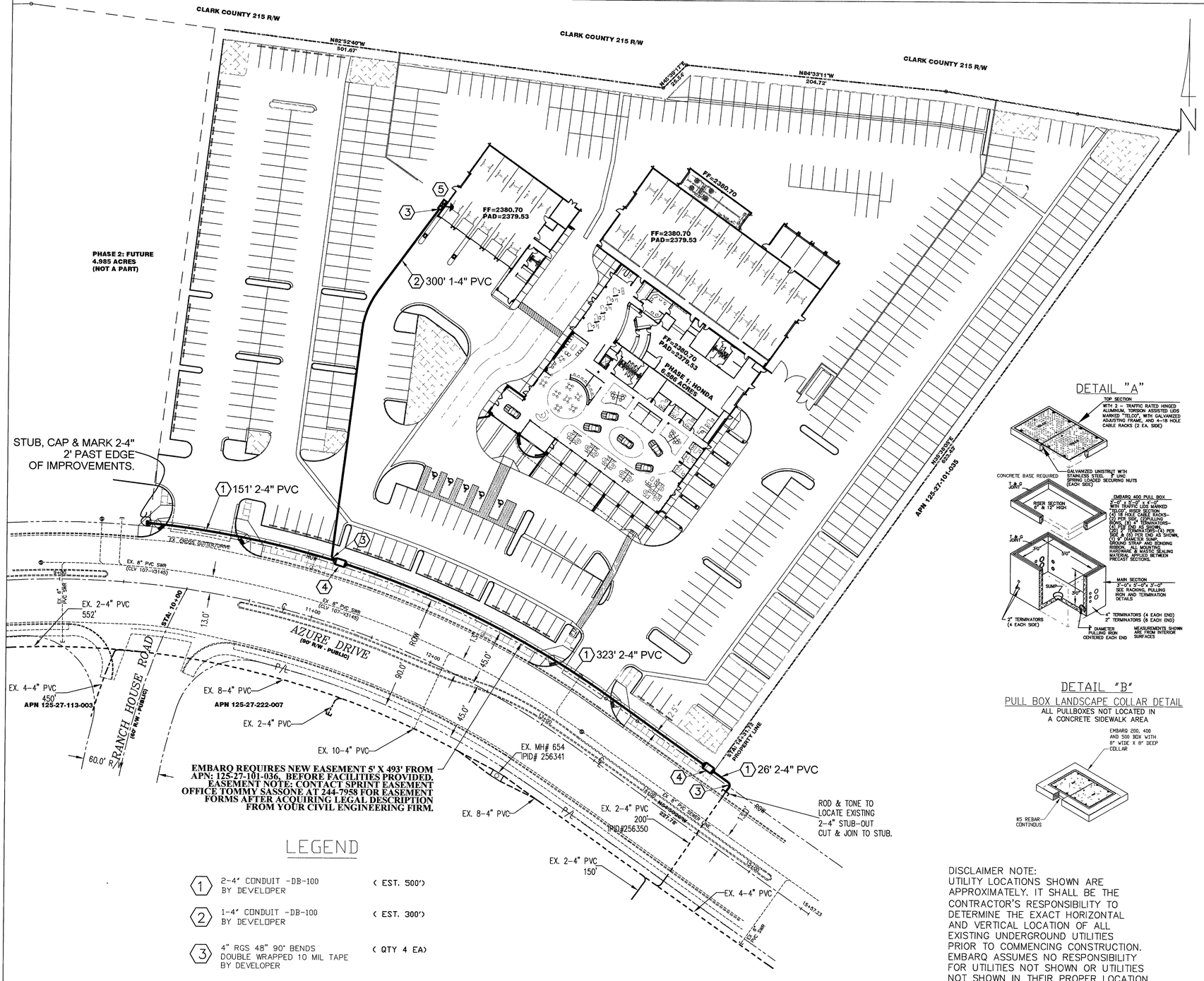

LEGEND

1	2-4" CONDUIT -DB-100 BY DEVELOPER	(EST. 500')
2	1-4" CONDUIT -DB-100 BY DEVELOPER	(EST. 300')
3	4" RGS 48" 90° BENDS DOUBLE WRAPPED 10 MIL TAPE BY DEVELOPER	(QTY 4 EA)
4	PLACE EMBARQ 400 PULL BOX 3'-0"x5'-0"x4'-0" WITH 2 - TRAFFIC RATED HINGED ALUMINUM, TORSION ASSISTED LIDS MARKED "TELCO", WITH GALVANIZED ADJUSTING FRAME, AND 4-18 HOLE CABLE RACKS (2 EA. SIDE) A. PULL BOX FURNISHED AND INTALLED BY DEVELOPER	(QTY 2 EA)
5	TERMINAL CABINET 48" X 48" X 6" (100 PAIR) BY DEVELOPER	(QTY 1 EA)

CONDUIT NOTE:
OWNER/DEVELOPER SHALL BE RESPONSIBLE TO PROVE AND PLACE PULL STRING IN THE EXISTING CONDUIT STUB-OUTS. IF CONDUITS CANNOT BE PROVED THEN THE CONTRACTOR SHALL BE RESPONSIBLE TO LOCATE & REPAIR THE DUCTS WHERE DAMAGED OR PLACE NEW CONDUIT BACK TO THE EMBARQ MANHOLE.

IMPORTANT NOTICE!
SERVICE CANNOT BE PROVIDED WITHOUT APPROVED OPEN TRENCH AND FINAL INSPECTION BY EMBARQ INSPECTOR

DETAIL "A"

DETAIL "B"

PULL BOX LANDSCAPE COLLAR DETAIL
ALL PULLBOXES NOT LOCATED IN A CONCRETE SIDEWALK AREA

DISCLAIMER NOTE:
UTILITY LOCATIONS SHOWN ARE APPROXIMATELY. IT SHALL BE THE CONTRACTOR'S RESPONSIBILITY TO DETERMINE THE EXACT HORIZONTAL AND VERTICAL LOCATION OF ALL EXISTING UNDERGROUND UTILITIES PRIOR TO COMMENCING CONSTRUCTION. EMBARQ ASSUMES NO RESPONSIBILITY FOR UTILITIES NOT SHOWN OR UTILITIES NOT SHOWN IN THEIR PROPER LOCATION.

APPROVED FOR CONSTRUCTION
THIS APPROVAL IS FOR WORK IN CLV R/W OR CLV EASEMENT ONLY. OBTAINING PERMISSION OR EASEMENTS FOR WORK SHOWN ON PRIVATE PROPERTY IS THE RESPONSIBILITY OF THE UTILITY

Work already Completed 7/2/07 AP
APPROVAL DATE

LEGEND

PROPOSED CONDUIT	P.V.C. - D.B. (DIRECT BURIAL) GRADE D.B. 60 FOR 1-1/4", 2", & 3" D.B. 100 FOR 4" 90^ SWEEPS - SCHEDULE 40 (TYPICAL) OR RIGID GALVANIZED STEEL WITH DOUBLE-WRAPPED 10 MIL CORROSION PROTECTION TAPE. (AS SHOWN)
EXISTING CONDUIT	
MANHOLE	MANHOLE (SEE DRAWING FOR SIZE)
400 PULL BOX 3'-0" x 5'-0" x 4'-0"	TELEPHONE PULL BOX WITH TWO (2) HINGED ALUMINUM TORSION-ASSISTED TRAFFIC RATED LIDS MARKED "TELCO", GALVANIZED STEEL ADJUSTING FRAME, AND 4-18 HOLE CABLE RACKS (2 EA. SIDE).
200 PULL BOX 2'-6" x 4'-0" x 4'-0"	
30 PULL BOX 17" x 30" x 30"	
16 HAND HOLE 9" x 14"	
EMBARQ 100 TERMINAL CABINET 48" x 48" x 6" (100 PAIR)	UNDERWRITER LABORATORY APPROVED, RAIN-TIGHT WITH A NON-LOCKING, SIDE-HINGED DOOR, EQUIPPED INSIDE WITH A 3/4" PLYWOOD BACKBOARD (1" SMALLER ON ALL SIDES, CENTERED IN CABINET) SECURED WITH RECESSED MOUNTING HARDWARE AND A #6 GROUND WIRE CONNECTED TO AN APPROVED GROUND SOURCE (SEE GROUND NOTE BELOW).
EMBARQ 50 TERMINAL CABINET 36" x 36" x 6" (25 to 50 PAIR)	
3/4" PLYWOOD BACKBOARD	TELEPHONE TERMINAL BACKBOARD (T.T.B.) - TREATED WITH FIRE RETARDANT PAINT OR SEALER. BACKBOARDS SMALLER THAN 4' x 8' (ie. 2' x 2' & 4' x 4') SHOULD BE MOUNTED 40" ABOVE THE FLOOR.
# 6 GROUND WIRE	CONNECT TO THE APPROVED COMMUNICATION GROUNDING SOURCE AS DETERMINED BY THE ELECTRICAL ENGINEER FOR THIS BUILDING OR DEVELOPMENT.

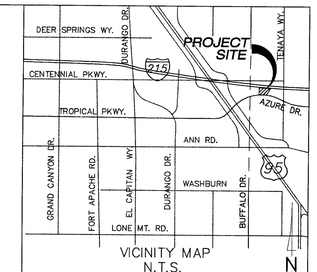

VICINITY MAP
N.T.S.
T19S R60E SEC. 27

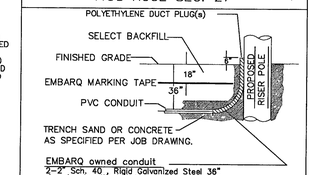

RISER DETAIL
(TYPICAL)

CONSTRUCTION NOTES

1. ALL CONSTRUCTION SHALL CONFORM TO THE LATEST ISSUE OF THE EMBARQ UNDERGROUND SPECIFICATIONS.
2. ALL CONDUIT, TRENCHING, BACKFILLING AND SUBSTRUCTURES ARE TO BE PROVIDED BY THE DEVELOPER AND CONFORM WITH EMBARQ STANDARDS UNLESS OTHERWISE SPECIFIED.
3. TRENCHING AND TELEPHONE SUBSTRUCTURES ARE TO BE PLACED IN THE SIDEWALK AREA WHENEVER POSSIBLE. ALL TRENCHING WILL BE OF A MINIMUM DEPTH TO MAINTAIN 36" OF COVER OVER UNDERGROUND TELEPHONE FACILITIES AND 12" MINIMUM SEPARATION FROM FOREIGN UTILITIES. NEW AND EXISTING BOXES WILL BE ESTABLISHED TO FINISHED GRADE.
4. ALL PULL BOXES (2'-6" x 4'-0" AND LARGER) AND MANHOLES ARE TO BE GROUNDED WITH A 3/8" x 1/16" TINNED SOFT COPPER BONDING RIBBON PLACED VERTICALLY AROUND THE BOTTOM OF THE BOX WITH 3' ENDS STUBBED INSIDE.
5. WHEN EXISTING TELEPHONE FACILITIES (ie. POLES, MANHOLES, PULL BOXES, CONDUIT, TERMINALS, etc.) ARE AFFECTED BY IMPROVEMENTS (REQUIRED BY LOCAL ORDINANCE SUCH A STREET LIGHTS, SIDEWALK, GUTTERS, etc.) THE DEVELOPER SHALL BE RESPONSIBLE FOR THE ADJUSTMENT OF THESE FACILITIES AS REQUIRED.
6. PLYWOOD BACKBOARDS ARE TO BE TREATED WITH FIRE RETARDANT MATERIAL, PAINT, OR SEALER.
7. THE CONTRACTOR SHALL PROVIDE AND INSTALL A MEASURING TAPE CONSISTING OF A WATER PROOF, 400 POUND TENSILE STRENGTH, MARKED IN ONE FOOT OR LESS INCREMENTS IN AT LEAST ONE DUCT OF ALL CONDUIT SECTIONS. ALL OTHER DUCTS IN A MULTIPLE DUCT SYSTEM WILL HAVE A 3/32 INCH JET LINE PULL STRING WITH 400 POUND TENSILE STRENGTH.
8. THE CONTRACTOR SHALL PROVE AND MANDREL ALL CONDUIT AFTER BACKFILLING WHILE AN EMBARQ INSPECTOR IS PRESENT. MANDREL SIZE IS TO BE 1/4" SMALLER THAN THE INSIDE DIAMETER OF THE CONDUIT.
9. IN ORDER TO INSURE ADEQUATE FACILITIES ARE PROVIDED FOR THIS PROJECT, IT IS IMPERATIVE THAT THE CONDUIT RECOMMENDATION NOT BE CHANGED WITHOUT EMBARQ OUTSIDE PLANT ENGINEERING APPROVAL.
10. CONCRETE ENCASEMENT SHALL CONSIST OF 3/4" AGGREGATE 6 SACKS, TYPE V, PORTLAND CEMENT CONCRETE. THE ENCASEMENT SHALL BE A MINIMUM OF 2" BETWEEN THE CONDUIT AND A MINIMUM OF 3" ON THE TOP, BOTTOM AND SIDES OF THE DUCT BANK.
11. ALL TERMINALS, BACKBOARDS, CABINETS, ETC., SHALL BE EQUIPPED WITH A #6 GAUGE GROUND WIRE, RUN TO AN APPROVED GROUND SOURCE.
12. A POLYETHYLENE DUCT PLUG SHALL BE INSTALLED IN ALL CONDUIT WHERE TERMINATED OR STUBBED.
13. PROTECTIVE POSTS SHALL BE 4" RIGID STEEL PIPE, SIX FEET IN LENGTH, FILLED AND SET IN CONCRETE AT LOCATIONS SHOWN. THE TOP OF THE PROTECTIVE POST SHALL BE 36 INCHES ABOVE THE PROPOSED FINISHED GRADE AND PAINTED WITH YELLOW STREET MARKING PAINT.
14. IF EXISTING TERMINATORS ARE NOT UTILIZED TO JOIN SUBSTRUCTURES, CALL 244-7811 FOR AN EMBARQ INSPECTOR, 24 HOURS PRIOR TO PENTRATING ANY EMBARQ MANHOLE OR PULL BOX . THE ENTRANCE LOCATION IS VERY CRITICAL AND WILL BE DETERMINED AT THAT TIME. CORE DRILLING AND PROPER GROUTING IS MANDATORY. ENTERING THE SIDE OF AN EMBARQ MANHOLE OR PULL BOX IS NOT PERMITTED UNLESS APPROVED BY EMBARQ.
15. ALL TELEPHONE BOXES WILL BE REQUIRED TO HAVE AN 8" x 8" CONCRETE COLLAR POURED AROUND THE TOP PORTION OF THE BOX PER EMBARQ STANDARDS, EXCEPT WHEN BOXES ARE TO BE LOCATED IN A CONCRETE SIDEWALK AREA.
16. EMBARQ WILL REQUIRE "AS-BUILT" FOOTAGES PRIOR TO ORDERING CABLE TO SERVE THIS DEVELOPMENT. THESE FOOTAGES MUST BE RECEIVED SIX WEEKS PRIOR TO SERVICE INSTALLATION DUE DATES.
17. CALL 244-7811 TO SCHEDULE EMBARQ INSPECTION 24 HOURS PRIOR TO STARTING ANY WORK.

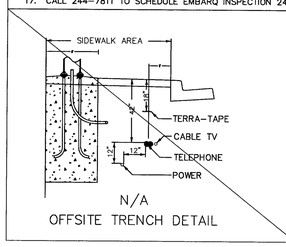

N/A
OFFSITE TRENCH DETAIL

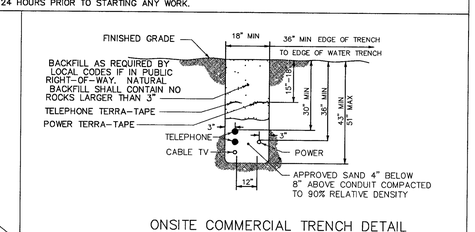

ONSITE COMMERCIAL TRENCH DETAIL

CONTRACTOR / DEVELOPER NOTE

1. THE DEVELOPER/CONTRACTOR SHALL CALL 244-7811 TO SCHEDULE INSPECTIONS 24 HOURS IN ADVANCE. REQUESTS RECEIVED AFTER 11:00 AM MAY NOT BE SCHEDULED FOR THE FOLLOWING WORKDAY.
2. ANY MODIFICATIONS TO THE EMBARQ DESIGN MUST BE APPROVED BY THE ENGINEER.
3. THESE PLANS WILL BE VALID FOR SIX MONTHS FROM DATE OF ISSUE.

EASEMENT / PERMIT CERTIFICATION
EASEMENT / PERMIT REQUIRED: YES ☐ NO ☒
EASEMENT / PERMIT OBTAINED: YES ☐ NO ☒
DATE EASEMENT / PERMIT OBTAINED:
ROW ENGINEER SIGNATURE:
EMBARQ EASEMENT/PERMIT NUMBER:
REMARKS:

CITY OF LAS VEGAS PERMIT REQUIRED*
DEVELOPER/CONTRACTOR SHALL OBTAIN A CITY PERMIT BEFORE ANY EXCAVATION WORK WITHIN CITY OF LAS VEGAS RIGHT OF WAY
* EMBARQ INSPECTOR WILL VERIFY CITY PERMIT FOR WORK DONE WITHIN CITY OF LAS VEGAS RIGHT-OF-WAY
INSPECTOR: DATE

OWNER/CONTACT: BRUCE THOMSON
TELEPHONE: (702) 896-1100

Darcy Jones 6/26/07
REVIEWED BY FACILITY ENGINEER: DATE

107V4632-SPR

NO.	REVISION	ENGR.	MGR.	DATE
1				
2				
3				

Avoid cutting underground utility lines It's costly
Call before you Dig.
DIAL 811
UNDERGROUND SERVICE (USA)

EMBARQ PROPRIETARY
CONSTRUCTION PERMIT REQUIRED BY CONTRACTOR

EMBARQ

TITLE	UNDERGROUND CONDUIT REQUIREMENT for FINDLAY-SHACK HONDA AZURE DR. & BUFFALO DR.	DESIGNER E. CORREA	W.O. 24194333
		PHONE 244-1868	C.O. N5
		APV'D BY J. STOKES	ISSUE DATE
		SCALE 1"= 40'	SHT. NO. 1 of 1

JUN 28 2007 #22096

103702