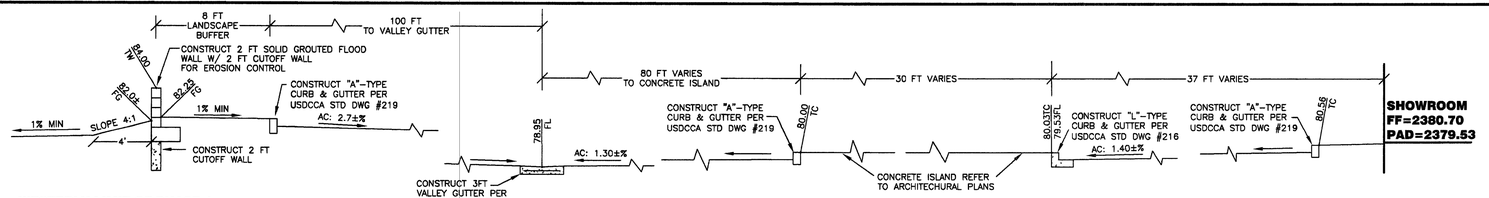


**A WESTERLY LIMIT OF PHASE 1**
NOT TO SCALE

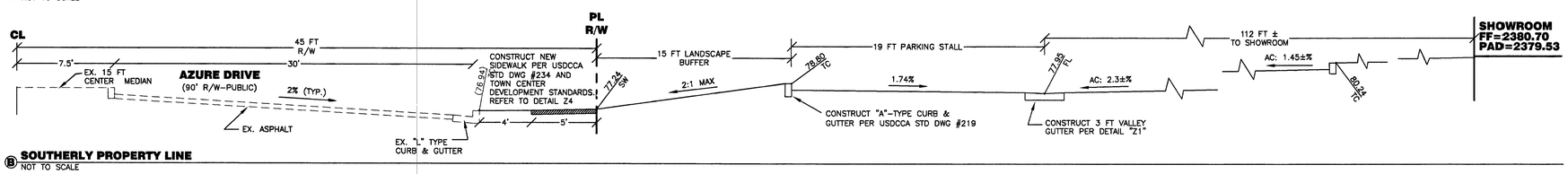


**B SOUTHERLY PROPERTY LINE**
NOT TO SCALE

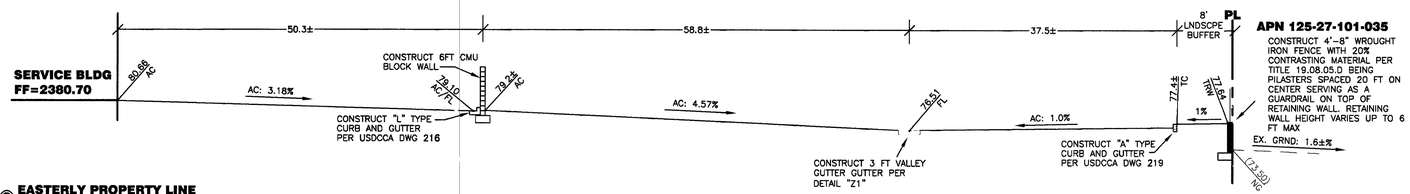


**C EASTERLY PROPERTY LINE**
NOT TO SCALE

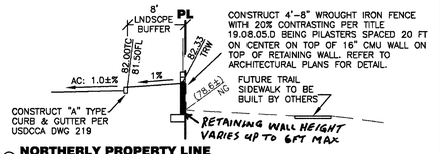


**F NORTHERLY PROPERTY LINE**
NOT TO SCALE

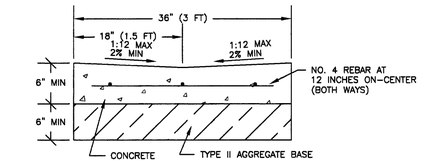


**Z1 3 FT VALLEY GUTTER**
NOT TO SCALE

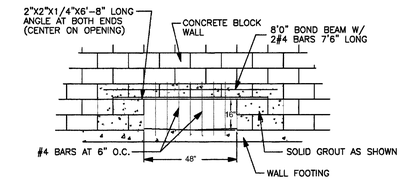


**Z2 BLOCK WALL OPENING (48" X 16" OPENING)**
NOT TO SCALE

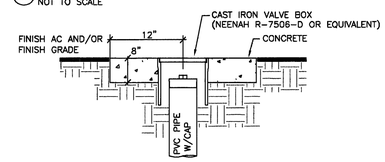


**Z3 SEWER CLEAN OUT**
NOT TO SCALE

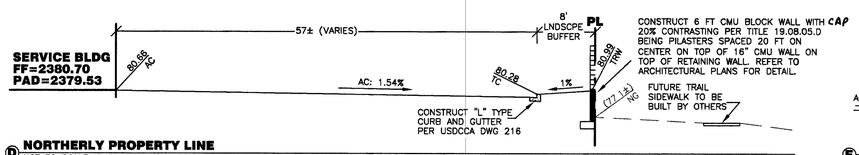


**D NORTHERLY PROPERTY LINE**
NOT TO SCALE

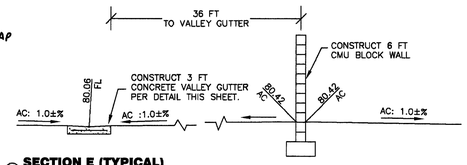


**E SECTION E (TYPICAL)**
NOT TO SCALE

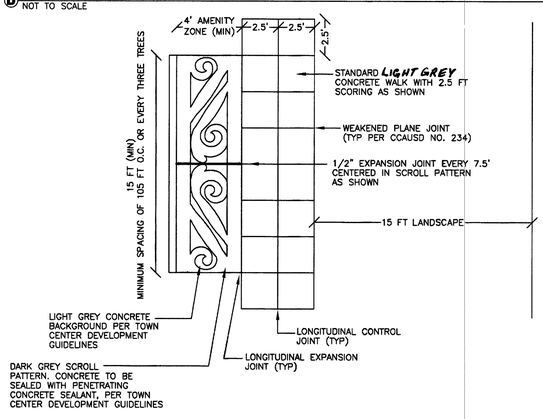


**Z4 SIDEWALK SCROLL AND SCORING PATTERN (TYP)**
NOT TO SCALE

| TRANSITION LENGTHS 1:12 SIDE SLOPE | | |
|---|---|---|
| "B" TO "A" GRADE (%) | "A" (FT) (MIN) | "B" (FT) (MIN) |
| −6 TO −5.01 | 4.5 | 21.5 |
| −5 TO −4.01 | 4.5 | 15.0 |
| −4 TO −3.01 | 4.5 | 12.0 |
| −3 TO −2.01 | 4.5 | 9.5 |
| −2 TO 2 | 8.0 | 8.0 |
| 2.01 TO 3 | 9.5 | 4.5 |
| 3.01 TO 4 | 12.0 | 4.5 |
| 4.01 TO 5 | 15.0 | 4.5 |
| 5.01 TO 6 | 21.5 | 4.5 |

| HANDICAP TABLE | | |
|---|---|---|
| DESC | "A" | "B" |
| HC1 | 8.00' | 8.00' |
| HC2 | 4.50' | 9.50' |
| HC3 | 8.00' | 8.00' |
| HC4 | 4.50' | 9.50' |
| CONSTRUCT DRIVEWAY HANDICAP RAMP PER DETAIL Z5 ON SHEET C10 | | |

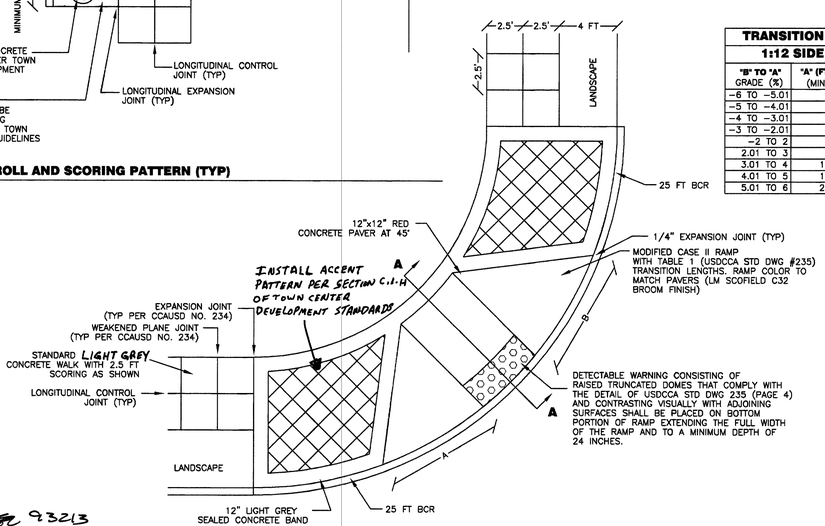


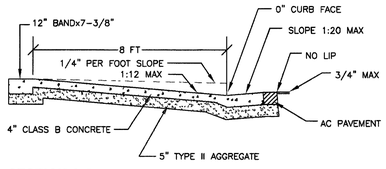


**SECTION A-A**
NOT TO SCALE

93727 ~~92038~~ 93213
92038 ~~93~~

**Z5 CITY OF LAS VEGAS TOWN CENTER DEVELOPMENT STANDARDS HANDICAP RAMP (TYPICAL)**
NOT TO SCALE

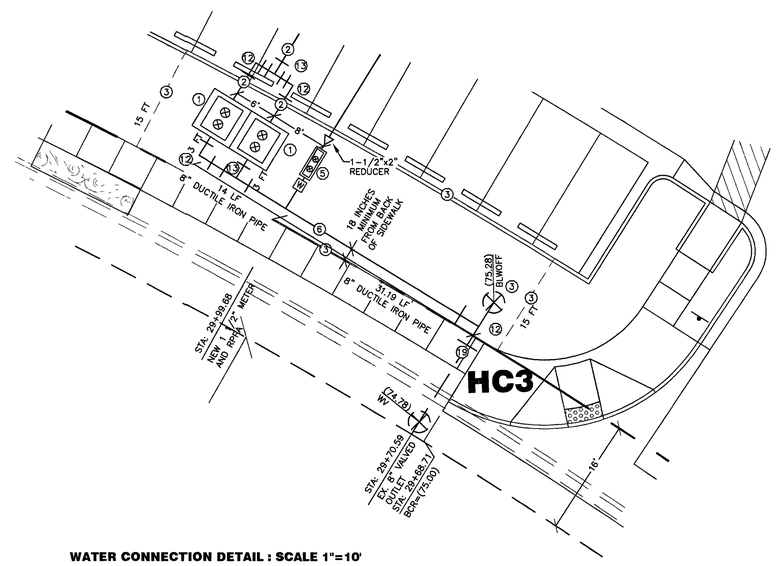


**WATER CONNECTION DETAIL : SCALE 1"=10'**

**WATER CONSTRUCTION NOTES**

| | | |
|---|---|---|
| 1 | INSTALL 8" DCDA PER UDACS STD PLT 11C | 2 EA |
| 2 | INSTALL 8" PVC C900 WATER LINE | 776 LF |
| 3 | GRANT 57'x15' WATER EASEMENT TO LVVWD | 1 EA |
| 4 | INSTALL 6" PVC C900 WATER LINE | 215 LF |
| 5 | INSTALL 1 1/2" METER PER UDACS STD PLT 1D AND AND INSTALL 1 1/2" RPPA PER UDACS PLT 11A | 1 EA |
| 6 | INSTALL 8-INCH DUCTILE IRON PIPE | 52 LF |
| 7 | INSTALL 6" GATE VALVE | 1 EA |
| 8 | INSTALL FIRE HYDRANT PER UDACS STD PLATE 7. HYDRANTS SHALL BE BETWEEN 4 TO 7 FEET BEHIND CURB ADJACENT TO FIRE ACCESS LANE AND A MINIMUM OF 3 FT CLEARANCE FROM THE BARREL OF THE FIRE HYDRANT TO ANY OBSTRUCTION OR PARKING STALL. | 2 EA |
| 9 | INSTALL 8" 11.25° BEND W/ THRUST BLOCK PER UDACS PLT 5 | 1 EA |
| 10 | INSTALL 8" 22.5° BEND W/ THRUST BLOCK PER UDACS PLT 5 | 4 EA |
| 11 | INSTALL 8" 45° BEND W/ THRUST BLOCK PER UDACS PLT 5 | 3 EA |
| 12 | INSTALL 8" 90° BEND W/ THRUST BLOCK PER UDACS PLT 5 | 4 EA |
| 13 | INSTALL 8"x8" TEE W/ THRUST BLOCK PER UDACS PLT 5 | 3 EA |
| 14 | INSTALL 8"x6" REDUCER | 2 EA |
| 15 | INSTALL 6"x6" TEE W/ THRUST BLOCK PER UDACS PLT 5 | 1 EA |
| 16 | INSTALL 6" 90° BEND W/ THRUST BLOCK PER UDACS PLT 5 | 1 EA |
| 17 | INSTALL 3" PVC SCHEDULE 40 (CLASS C-900) WATER LINE | 337 LF ⚠1 |
| 18 | PROPOSED FDC ON BUILDING | 1 EA |
| 19 | CONNECT TO EX. 8" VALVED OUTLET | 1 EA |
| 20 | REMOVE EX. BLOWOFF ASSEMBLY PER UDACS PLT 4 (NOTE 1) | 1 EA |
| 21 | INSTALL 8" GATE VALVE | 2 EA |
| 22 | CURBING TO BE PAINTED WITH A SUITABLE COAT OF INDUSTRIAL GRADE ENAMEL (SAFETY RED) W/ "FIRE LANE, NO PARKING" | |
| 23 | INSTALL VEHICULAR PROTECTION BOLLARD PER UDACS PLT 23 | 8 EA |

**NOTE:** INSTALL PIPELINE MARKER BALLS IN TRENCH ABOVE EACH HORIZONTAL ELBOW FITTING, PER UDACS PLATE NO. 27

**APPROVED FOR CONSTRUCTION**

BY: [signature] DATE: 7-13-06
LAS VEGAS VALLEY WATER DISTRICT
(SHEETS 1 2, 7 AND 10 - PROJECT #112554)

AVOID CUTTING UNDERGROUND UTILITY LINES. IT'S COSTLY.
Call before you Dig.
1-800-227-2600
(48 hrs. Advance Notice Required)

AVOID OVERHEAD POWER LINE CONTACT. IT'S COSTLY.
Call before you OVERHEAD
1-702-227-2929
NEVADA POWER ENVIRONMENT AND SAFETY SERVICES DEPARTMENT

| REV | DATE | BY | DESCRIPTION |
|---|---|---|---|
| 1 | 06-16-2006 | JHH | REVISE ONSITE DOMESTIC WATER LINE FROM 2-INCH TO 3-INCH TO REDUCE PRESSURE LOSS WITHIN PIPE |

DEVELOPER:
DEXON CONSTRUCTION
5685 SOUTH CAMERON
LAS VEGAS, NV 89118
PH: (702) 876-9800
FAX: (702) 251-0534
steve@oddmgt.com

**PROPERTY OWNER:**
CLIFF AND DONNA FINDLAY TRUST
310 NORTH GIBSON ROAD
HENDERSON, NEVADA 89014-6702
PH: (702) 558-6822 FAX: (702) 558-5414
CONTACT: TYLER CORDER, CHIEF FINANCIAL OFFICER
EMAIL: tcorder@findleyauto.com


HAMILTON CIVIL ENGINEERS
3945 Pebble Creek Avenue
Las Vegas, Nevada 89147
Ph: (702) 580-3658
Fax: (702) 247-4507
John@HamiltonCivilEngineers.com


DETAILS / SECTIONS

NAME OF PROJECT: FINDLAY-SHACK HONDA
APN 125-27-101-036
GOVERNING ENTITY: CITY OF LAS VEGAS, NEVADA
ASSESSOR PARCEL NUMBER: APN 125-27-101-036

N/A

HAMILTON CIVIL ENGINEERS: HCE 05-500-005

ENGINEER'S SEAL: REGISTERED PROFESSIONAL ENGINEER JOHN R. HAMILTON Exp:06/30/2007 CIVIL No. 015735 STATE OF NEVADA 5/24/06

SHEET ID
C10
10 OF 11 SHEETS

GOVERNING ENTITY REF NO.: 107V4632