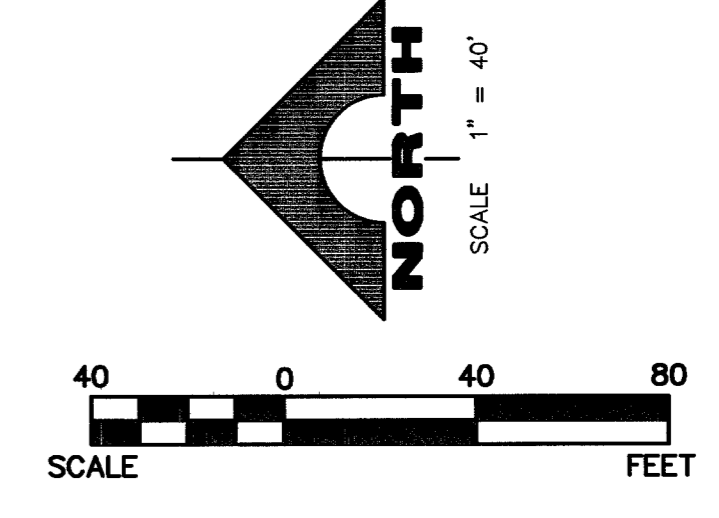
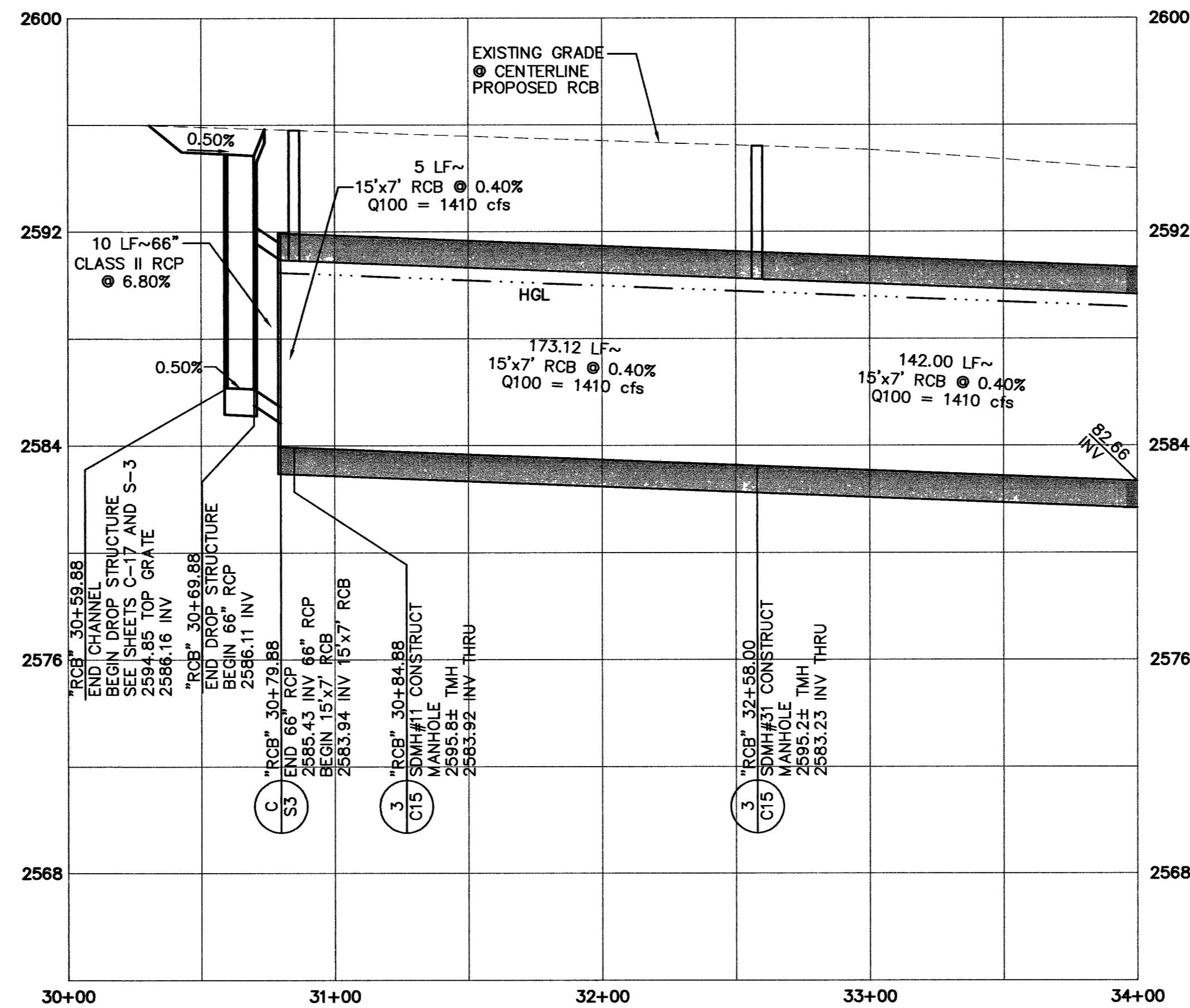
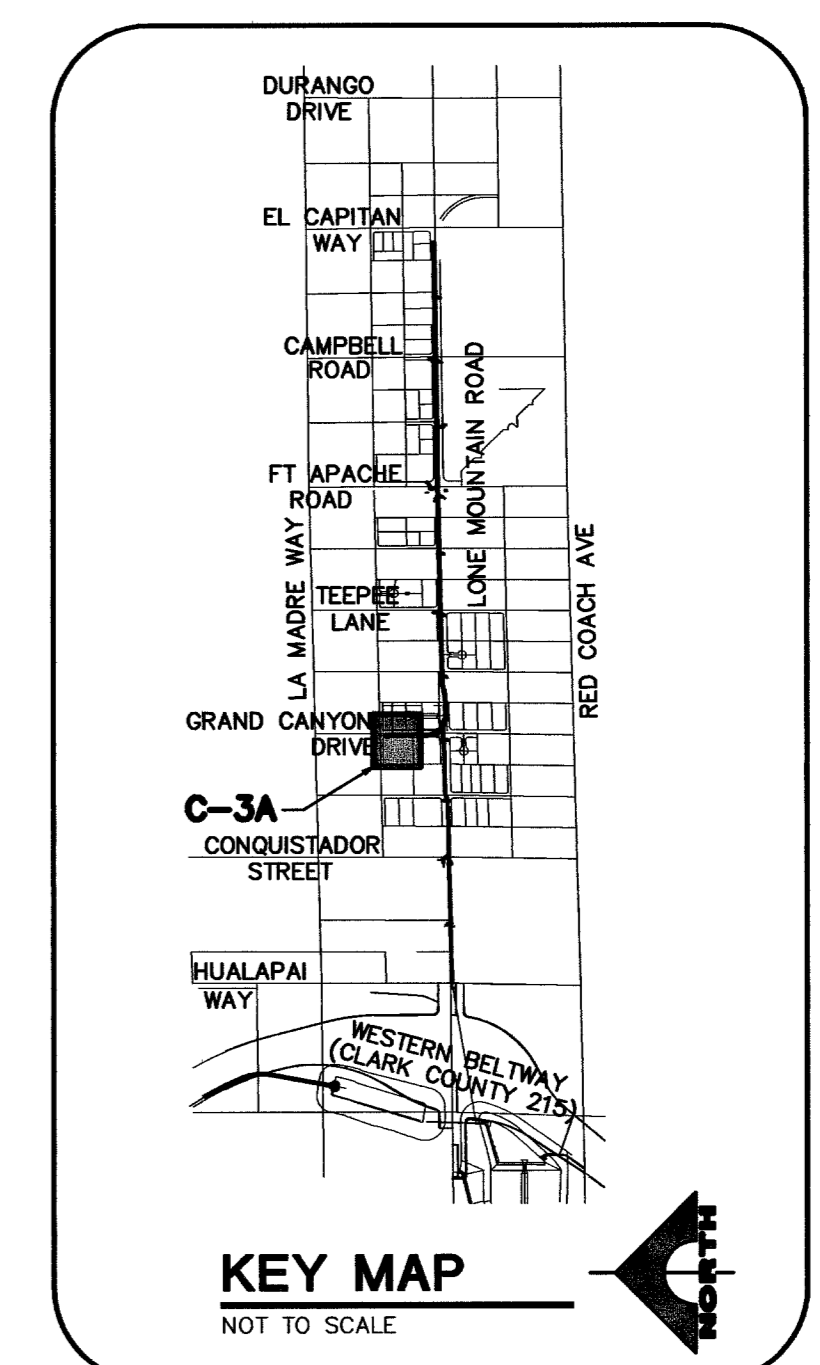


"RCB" 34+00.00 MATCH LINE SEE SHT. C-4



CONSTRUCTION NOTES
 ③ CONSTRUCT RCB PLUG (SEE DETAIL)

Note:
 Call Southwest Gas at 365-2296 for Standby when excavating over or near High Pressure Gas lines.



DISCLAIMER NOTE

UTILITY LOCATIONS SHOWN HEREON ARE APPROXIMATE ONLY. IT SHALL BE THE CONTRACTOR'S RESPONSIBILITY TO DETERMINE THE EXACT HORIZONTAL AND VERTICAL LOCATION OF ALL EXISTING UNDERGROUND AND OVERHEAD UTILITIES PRIOR TO COMMENCING CONSTRUCTION. NO REPRESENTATION IS MADE THAT ALL EXISTING UTILITIES ARE SHOWN HEREON. THE ENGINEER ASSUMES NO RESPONSIBILITY FOR UTILITIES NOT SHOWN OR UTILITIES NOT SHOWN IN THEIR PROPER LOCATION.

Avoid cutting underground utility lines. It's costly.
Call before you Dig.
 1-800-227-2600
 UNDERGROUND SERVICE (USA)

Avoid hitting overhead power lines. It's costly.
CALL BEFORE YOU DO OVERHEAD
 1-702-227-2929

William F. Hunter III
 LAS VEGAS VALLEY WATER DISTRICT DATE 3/23/02

<p>DEPARTMENT OF PUBLIC WORKS 400 STEWART AVENUE LAS VEGAS, NEVADA, NV 89101 (702) 228-6276</p>		<p>G.C. WALLACE, INC. Engineers/Planners/Surveyors 1585 SOUTH RAINBOW BLVD., LAS VEGAS, NEVADA 89146 TELEPHONE: (702) 804-2000 • FAX: (702) 804-2259</p>	
<p>SHEET PLAN & PROFILE 66" RCP/15'x7' RCB "RCB" 30+00.00 TO "RCB" 34+00.00</p>		<p>TITLE GOWAN NORTH CHANNEL PHASE IV</p>	
<p>DRAWN BY: DVJ</p>	<p>DESIGNED BY: CML</p>	<p>CHECKED BY: MEH</p>	<p>PROJECT NO: 412/627</p>
<p>SCALE: 1" = 40' HORIZ 1" = 4' VERT</p>		<p>DATE: 3/23/02</p>	
<p>SHEET C-3A 17 OF 45 SHEETS</p>		<p>DRAWING NO. 731-65C</p>	