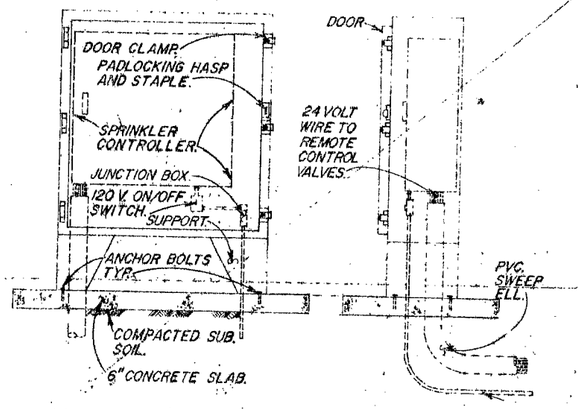

(A) AUTOMATIC CONTROLLER ENCLOSURE

NOTES..
1. ENCLOSURE SHALL BE NEMA TYPE 4
2. INSTALL AS PER LOCAL CODE.
3. SPRINKLER CONTROLLER TO BE POSITIONED TO ALLOW REMOVAL OF INTERNAL PANEL FOR MAINTENANCE.
4. ENCLOSURE SHALL BE INSTALLED PLUMB.
5. PAINT ENCLOSURE WITH TWO (2) COATS EXTERIOR ENAMEL, COLOR TO BE SELECTED BY OWNER.
6. CONCRETE SHALL BE FIVE (5) SACK MIX.
7. ENCLOSURE SHALL BE SINGLE DOOR WALL MOUNT MANUFACTURED BY CIRCLE A.W. PRODUCTS. ADAPT 12" FLOOR MOUNT KIT (LEGS) TO CABINET TO CREATE FREE STANDING UNIT.

(B) AUTOMATIC CONTROLLER ENCLOSURE INSTALLATION & NOTES

NOTES...
1. PROVIDE EXPANSION COILS AT EACH WIRE CONNECTION IN VALVE BOX. (WRAP AROUND 1/2" PIPE 15 TIMES).
2. COMPACT SOIL AROUND VALVE BOX TO SAME DENSITY AS UNDISTURBED ADJACENT SOIL. ADD BRICKS TO STABILIZE BOX.
3. USE TEFLON TAPE ON ALL THREADED FITTINGS.

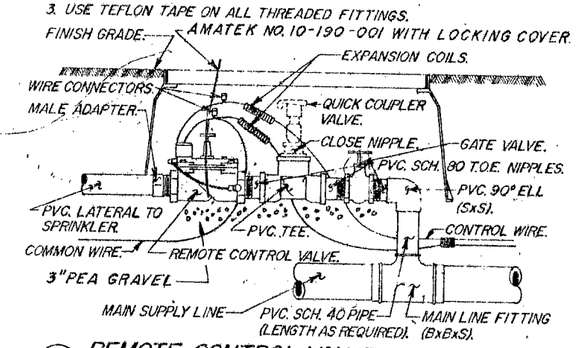

(C) REMOTE CONTROL VALVE

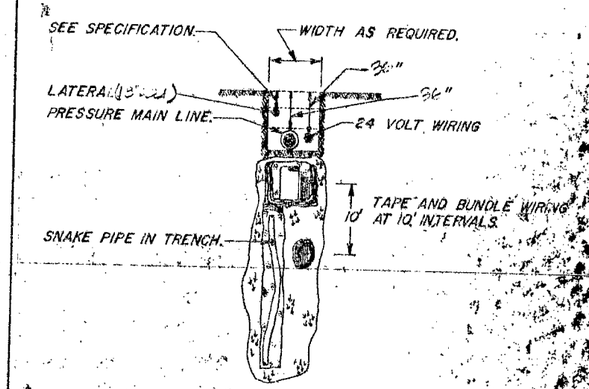

(E) TRENCHING DETAIL

NOTES..
1. THRUST BLOCKS FOR RUBBER RING JOINT PVC. OR ASBESTOS CEMENT PIPE.
2. REFER TO MANUFACTURER'S INSTALLATION MANUAL.

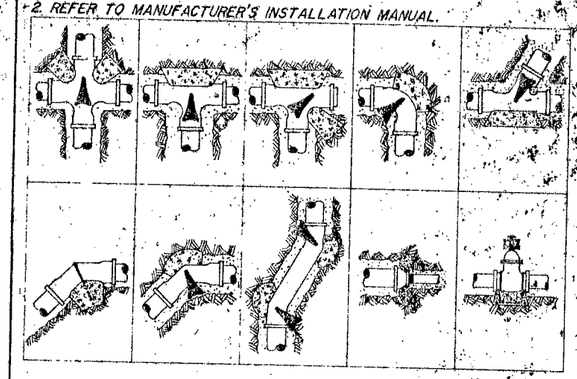

(F) THRUST BLOCKS FOR RUBBER RING JOINT PIPE

NOTE..
COMPACT SOIL AROUND CONTROL VALVE PIT ASSEMBLY TO SAME DENSITY AS UNDISTURBED ADJACENT SOIL.

IRRIGATION CONTROL VALVE PIT AND COVER AMETEK NO. 10-181-001 WITH GREEN COVER NO. 10-161-005.

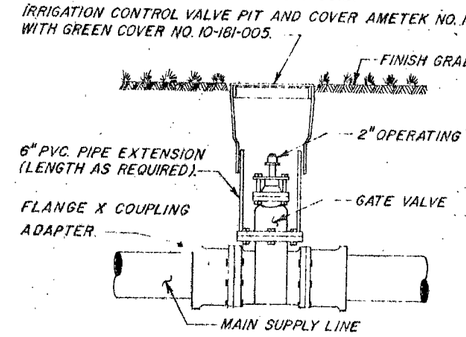

(G) MAIN LINE GATE VALVE



(I) SWING JOINT RISER

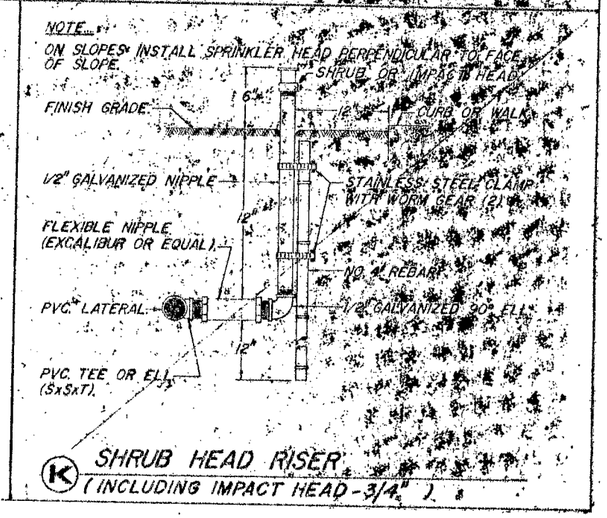

(J) LAWN POP-UP RISER

NOTE..
ON SLOPES INSTALL SPRINKLER HEAD PERPENDICULAR TO FACE OF SLOPE.

(K) SHRUB HEAD RISER (INCLUDING IMPACT HEAD - 3/4").

date	initial	revisions

FILE NO. FL-91-93 B-4 HPD
PROJ. NO. 92-08-0242
PROJ. COORD. Bob Lyons
UNIT SUPV.
ASST. ADM. P&D
ASST. ADM. O&M
DIV. ADMIN.

DETAILS

DEPARTMENT of CONSERVATION and NATURAL RESOURCES
NEVADA DIVISION OF STATE PARKS
CAPITOL COMPLEX CARSON CITY NEVADA 89710