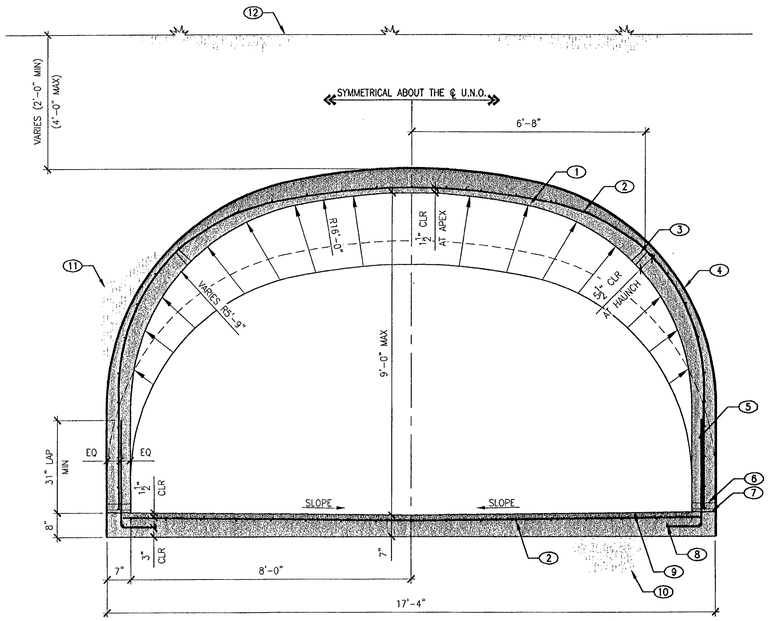

1 TRANSITION SECTION FROM 16'x7' TO 16'x9'
NO SCALE

KEYNOTES:

1. #4 AT 6" O.C. TRANSVERSE
2. #4 AT 12" O.C. LONGITUDINAL LAP 18" MIN
3. REBAR CHAIR POINT
4. WATER PROOF MEMBRANE COVER ARCH AND WALL ONLY
5. #4 DOWEL AT 6" O.C. W/ 12" HOOK AT BASE
6. 2"ø WEEP HOLE PER PLAN
7. ROUGHEN CONSTRUCTION JOINT, PER GSN
8. (2) #5 CONT LONGITUDINAL LAP 18" MIN
9. #4 AT 6" TRANSVERSE
10. BEDDING PER GSN
11. BACKFILL PER GSN
12. FINAL GRADE

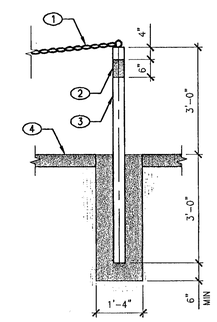

2 BOLLARD DETAIL
NO SCALE

KEYNOTES:

1. CABLE/CHAIN AND LOCK(S) TO BE PROVIDED BY OWNER
2. 6" WIDE, RED CLASS 4 REFLECTIVE TAPE, 4" DOWN FROM TOP, FULL DIAMETER OF BOLLARDS
3. 4"ø SCHEDULE 40 STEEL PIPE, FILLED WITH CONCRETE, TYPICAL. EMBED EYE BOLT
4. CHANNEL PER PLAN

NOTES:

A. BOLLARDS TO BE PAINTED WITH YELLOW "OSHA" SAFETY PAINT, TYPICAL

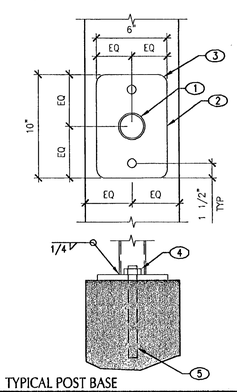

3 TYPICAL POST BASE
NO SCALE

KEYNOTES:

1. POST PER CIVIL DRAWINGS
2. 5/8" PLATE
3. 3/4" FILLET (TYP)
4. STANDARD NUT AND 1/8" CUT WASHER
5. 5/8"ø BOLT DRILL AND EPOXY INTO WALL, MIN 6" EMBEDMENT

NOTES:

A. ALL METAL PARTS MUST BE GALVANIZED

RECORD COPY

116860

SEAL: DOUGLAS R. WELLS, JR. Exp. 6-30-08 CIVIL / STRUCTURAL No. 15174 STATE OF NEVADA PROFESSIONAL ENGINEER — DEC 2 1 2007

DESIGNED: J.W.
DRAWN: S.P.
CHECKED: J.W.
APPROVED:

ENGINEERING SYSTEM SOLUTIONS
4445 SOUTH 25 EAST, STE. A
IDAHO FALLS, IDAHO 83401
Phone: (208) 552-9874
Fax: (208) 552-9302

HYDRO-ARCH
980 MARY CREST ROAD, UNIT B
HENDERSON, NEVADA 89014

PROJECT: LA MADRE LAS VEGAS, NV FOR HYDRO-ARCH

SHEET TITLE: DETAILS

REV.	DESCRIPTION	DATE
	SUBMITTED FOR APPROVAL	12/21/07

DATE: December 13, 2007
PROJECT NUMBER: 30 07455
SHEET NUMBER: S2.2

"INDUSTRY STANDARD" PRACTICE FOR CONFIDENTIAL, PROPRIETARY, AND PROTECTED DOCUMENTS
THESE PLANS, SPECIFICATIONS, AND REPORTS ARE THE PROPERTY OF ENGINEERING SYSTEM SOLUTIONS, INC. AND ARE NOT TO BE USED ON ANY OTHER PROJECT WITHOUT WRITTEN CONSENT FROM ENGINEERING SYSTEM SOLUTIONS, INC.