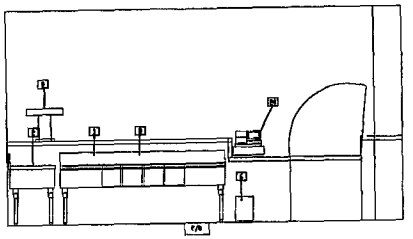

ELEVATION ①
SCALE 1/2" = 1'-0"

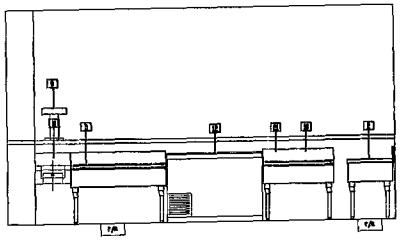

ELEVATION ③
SCALE 1/2" = 1'-0"

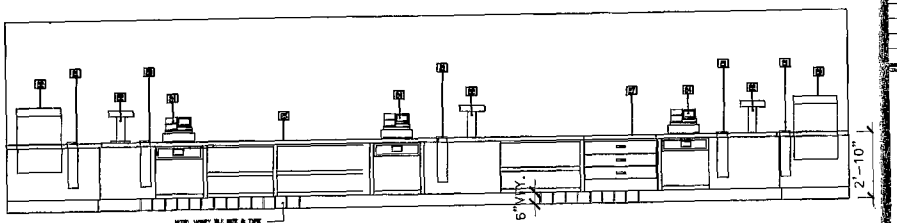

ELEVATION ⑥
SCALE 1/2" = 1'-0"

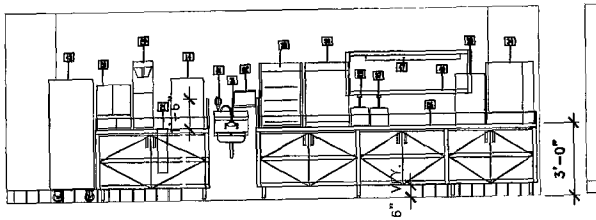

ELEVATION ④
SCALE 1/2" = 1'-0"

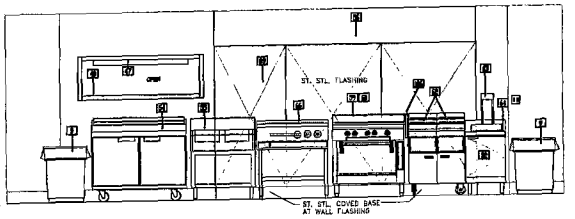

ELEVATION ⑤
SCALE 1/2" = 1'-0"

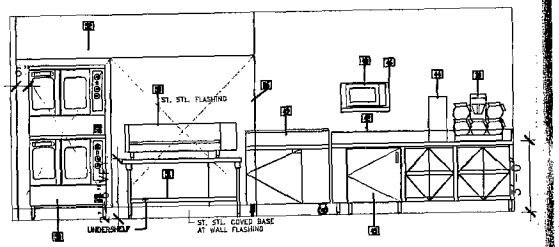

ELEVATION ④
SCALE 1/2" = 1'-0"

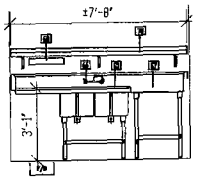

ELEVATION ⑦
SCALE 1/2" = 1'-0"

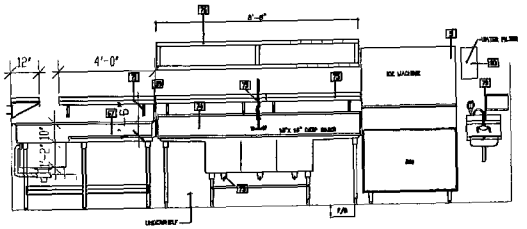

ELEVATION ⑧
SCALE 1/2" = 1'-0"

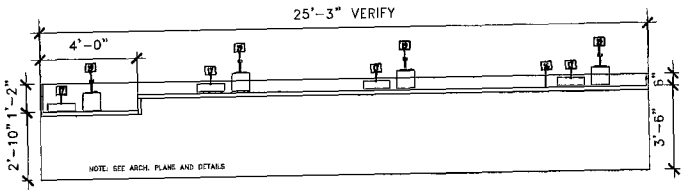

ELEVATION ⑨
SCALE 1/2" = 1'-0"

NOTE: VERIFY ALL LF FINISHES WITH ARCHITECT/DESIGNER AND INTERIOR DESIGN DRAWINGS BEFORE FABRICATION.

MATERIAL LIST
TOPS, SPLASHES: 16 GA. STAINLESS STEEL
EXPOSED BODY: 18 GA STAINLESS STEEL
UNEXPOSED BODY: 18 GA. GALVANIZED
DISHTABLES: 16 GA. STAINLESS STEEL
SINKS, GRAINBOARDS: 16 GA. STAINLESS STEEL
SINK WASTE/FISHER BO'ARY WITH OVER FLOW
SINK FAUCET: FISHER
GUSSETS: ENCLOSED STAINLESS STEEL BELLTYPE
LEGS: 1-5/8" x 1-5/8" 16 GA. STAINLESS STEEL
FEET: STAINLESS STEEL ADJUST TYPE
SHELVES: 16 GA. 18 GA. STAINLESS STEEL WITH CONCEALED BRACKETS AND ENCLOSED STAINLESS STEEL BOTTOMS
POT RACKS OVER: 2" WIDE X 1/4" STAINLESS STEEL WITH SLIDING "S" HOOKS
METBG. BASES: 18 GA. STAINLESS STEEL
OVER 2" FOAMED IN PLACE POLYURETHANE W/ BUILT IN LIGHTS & DIAL THERMOMETER
WALL FLASHING: 20 GA. STAINLESS STEEL
WALL BACKING: 16 GA. S/S

118468

TEC DESIGN
DESIGN & CONSTRUCTION CONSULTING

16745 E. VALLEY BLVD.
CITY OF INDUSTRY, CA. 91744
TEL. 626/961-8470
FAX. 626/961-0049

THIS PLAN AND THE DESIGNS SHOWN ON IT ARE PROPERTY OF TEC DESIGN / INTERIOR SPACE PLANNING. THEY ARE TO BE USED ONLY FOR THE PROJECT AND SITE NAMED HEREON. THEY ARE NOT TO BE LOANED, COPIED OR REPRODUCED WITHOUT THE WRITTEN PERMISSION OF TEC DESIGN. ANY REVISED EQUIPMENT LAYOUTS ON THIS PLAN MUST BE APPROVED IN WRITING BY TEC DESIGN BEFORE ORDERING.
THE CONTRACTOR SHALL VERIFY ALL DIMENSIONS, EQUIPMENT SIZES AND LOCATIONS, AND ELECTRICAL REQUIREMENTS WITH ALL EQUIPMENT SHOWN ON THIS PLAN. ALL DIMENSIONS ARE TO BE FINISH DIMENSIONS. ALL EQUIPMENT SHOWN ON THIS PLAN ARE FOR INFORMATION ONLY. THE ACCURACY OF THE INFORMATION IS THE RESPONSIBILITY OF THE EQUIPMENT MANUFACTURER. THE ACCURACY OF THE INFORMATION IS THE RESPONSIBILITY OF THE CONTRACTOR. THE CONTRACTOR SHALL VERIFY ALL DIMENSIONS ON THIS PLAN WITH THE SITE AND ALL INFORMATION ON THIS PLAN MUST BE VERIFIED BY THE CONTRACTOR. THE CONTRACTOR SHALL VERIFY ALL EQUIPMENT, MATERIAL, FINISHES, FASTENERS, CONNECTORS, ELECTRICAL, PLUMBING, GAS, WATER, SANITARY, ETC. PRIOR TO PURCHASE, FABRICATION, OR INSTALLATION. ALL WORK SHALL BE TO THE GENERAL CONTRACTOR'S SCHEDULE. THE CONTRACTOR SHALL BE TO THE GENERAL CONTRACTOR'S SCHEDULE AND ALL WORK IS ACCEPTABLE AND PROVIDING ALL DETAILS OR ANY DEFICIENCIES OR LOSS THE WORK WITH.
THE TEC DESIGN AND ITS CONSULTANTS ASSUME NO RESPONSIBILITY FOR ANY DAMAGES, INCIDENTAL OR CONSEQUENTIAL, OR ANY OTHER DAMAGES, OR ANY CLAIMS, LIABILITIES, DEMANDS, LOSSES, PROCEEDINGS, OR ANY OTHER LIABILITY, ARISING OUT OF OR RESULTING FROM ANY ERRORS OR OMISSIONS IN THE PLANS AND SPECIFICATIONS OR ANY OTHER MATERIALS OR DATA PROVIDED BY THE PARTIES WITH CONTRACTS OR DRAWINGS. THE PLAN DRAWINGS AND OTHER DRAWINGS AND SPECIFICATIONS ARE MADE BY THE PARTIES.

CHAMP ARCHITECTURAL GROUP
Innovations In Architecture
MCG
MOORE CONSULTING GROUP, INC.
1151 CENTER PARK, SUITE 100 PH. (714) 529-0100
FULLERTON, CA 92833 FAX (714) 529-0101

CITY OF LAS VEGAS
FREEDOM PARK RENOVATION
850 N. MOJAVE, LAS VEGAS, NV. 89101

ELEVATIONS

OWNER: CITY OF LAS VEGAS
DEPARTMENT OF PUBLIC WORKS
ARCHITECTURAL SERVICES
400 EAST STEWART AVENUE
LAS VEGAS, NEVADA 89101
PHONE: (702) 382-9336
FAX: (702) 384-5448
TDD: (702) 386-9108

DRAWN	K. TEC
CHK	CCH-124
DATE	2/15/07
SCALE	AS NOTED
REV NO	NA
CL DWG NO	850.22-1B

K-6
05 OF 202