Centrifugal Upblast Belt (Fan #1 NCA14HPFA KEF1)

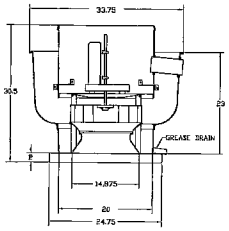

FEATURES:

- ROOF MOUNTED FANS
- RESTAURANT MODEL
- UL762 - UL705
- AMCA SOUND AND AIR CERTIFIED
- WIRING FROM MOTOR TO DISCONNECT SWITCH
- WEATHERPROOF DISCONNECT
- HIGH HEAT OPERATION 300°F (149°C)
- GREASE CLASSIFICATION TESTING

NORMAL TEMPERATURE TEST
EXHAUST FAN MUST OPERATE CONTINUOUSLY WHILE EXHAUSTING AIR AT 300°F (149°C) UNTIL ALL FAN PARTS HAVE REACHED THERMAL EQUILIBRIUM, AND WITHOUT ANY DETERIORATING EFFECTS TO THE FAN WHICH WOULD CAUSE UNSAFE OPERATION.

ABNORMAL FLARE-UP TEST
EXHAUST FAN MUST OPERATE CONTINUOUSLY WHILE EXHAUSTING BURNING GREASE VAPORS AT 400°F (204°C) FOR A PERIOD OF 15 MINUTES WITHOUT THE FAN BECOMING DAMAGED TO ANY EXTENT THAT COULD CAUSE AN UNSAFE CONDITION.

OPTIONS:

GREASE BOX
HINGED FAN

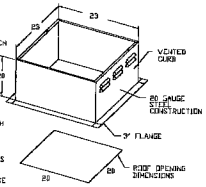

Centrifugal Upblast Belt (Fan #2 NCA24HPFA KEF2)

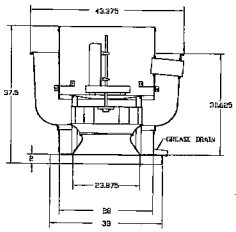

FEATURES:

- ROOF MOUNTED FANS
- RESTAURANT MODEL
- UL762 - UL705
- AMCA SOUND AND AIR CERTIFIED
- WIRING FROM MOTOR TO DISCONNECT SWITCH
- WEATHERPROOF DISCONNECT
- HIGH HEAT OPERATION 300°F (149°C)
- GREASE CLASSIFICATION TESTING

NORMAL TEMPERATURE TEST
EXHAUST FAN MUST OPERATE CONTINUOUSLY WHILE EXHAUSTING AIR AT 300°F (149°C) UNTIL ALL FAN PARTS HAVE REACHED THERMAL EQUILIBRIUM, AND WITHOUT ANY DETERIORATING EFFECTS TO THE FAN WHICH WOULD CAUSE UNSAFE OPERATION.

ABNORMAL FLARE-UP TEST
EXHAUST FAN MUST OPERATE CONTINUOUSLY WHILE EXHAUSTING BURNING GREASE VAPORS AT 400°F (204°C) FOR A PERIOD OF 15 MINUTES WITHOUT THE FAN BECOMING DAMAGED TO ANY EXTENT THAT COULD CAUSE AN UNSAFE CONDITION.

OPTIONS:

GREASE BOX
HINGED FAN

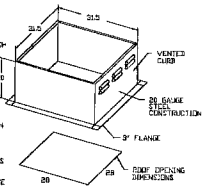

EXHAUST FAN INFORMATION

FAN UNIT NO.	FAN UNIT MODEL #	MODEL	TAG	CFM	S.P.	RPM	HP.	#	VOLT	FLA	WEIGHT (LBS)
1	NCA14HPFA	NCA14HPFA	KEF1	1936	1.400	1538	1.200	3	460	1.7	123.35
2	NCA24HPFA	NCA24HPFA	KEF2	3936	1.250	877	1.500	3	460	2.3	211.91

MUA FAN INFORMATION

FAN UNIT NO.	FAN UNIT MODEL #	SUPPLY	HEATING	TAG	CFM	S.P.	RPM	HP.	#	VOLT	FLA	WEIGHT (LBS)
3	A2-G12	G12	A2	MUA1	3.925	0.875	1363	3.000	3	460	4.7	566.85

FAN OPTIONS

FAN UNIT NO.	OPTION (Qty - Description)
1	1 - Grease Box
2	1 - Grease Box
3	1 - Evaporative Cooler Wiring Harness
	1 - Gravity Backdraft Damper for Size 2 Housing
	1 - EMS VFD Wiring Package (Required for Fans with VFD)
	1 - Freeze Protection Drain Kit for Centrifugal Evaporative Coolers

FAN ACCESSORIES

FAN UNIT NO.	FAN UNIT TAG	EXHAUST			EXHAUST			
		GREASE CUP	GRAVITY DAMPER	WALL HEAT	SIDE DISCHARGE	GRAVITY DAMPER	MOTORIZED DAMPER	WALL HEAT
1	KEF1	YES						
2	KEF2	YES						
3	MUA1					YES		

CURB ASSEMBLIES

NO.	DIM. TAG	ITEM	SIZE
1	D 1	Curb	23.000"W x 23.000"L x 23.000"H Vented Hinged
2	D 2	Curb	31.500"W x 31.500"L x 23.000"H Vented Hinged
3	D 3	Curb	3.000"W x 31.500"L x 23.000"H
	D 3	Rail	4.000"W x 4.000"L x 48.000"H Wiring Wall

Modular Filtered MUA (Fan #3 A2-G12 MUA1)

- Model#: CD-D A2-B0 Evaporative Cooler for Size # 2 Modular Untempered Supply Air unit. 36.75" Wide X 85.813" Long X 36.688" High. Includes adjustable legs and intake hood with filters. For outdoor installation.
- Model#: A2-G12 Untempered Supply Unit with 10" Blower in Size #2 Housing
- Down Discharge - Air Flow Right -> Left

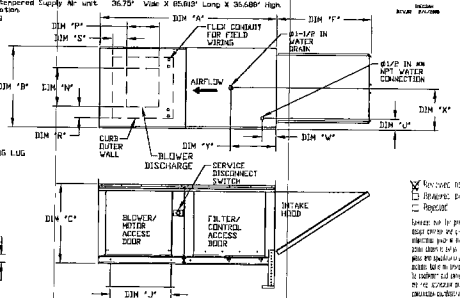

ROOF OPENING 2" SMALLER THEN CURB DIMENSION

ALL DIMENSIONS ARE NOMINAL AND GIVEN IN INCHES

MODEL	UNIT DIMENSIONS A	B	C	D	E	F	G	H	DISCHARGE OPENING J	K	L	M	WATER INLET N	O	MAIN LOPENING P	Q
G10	64-3/8	62-3/8	59-3/4	26-1/16	3-1/4	3-3/4	3/8	21	12-3/4	11-1/2	2-7/8	1-3/4	4-1/2	5-1/4	13	16
G12	78-3/8	37-3/8	35-3/4	33-1/16	3-3/4	3-3/4	5/8	31	25-1/4	13-5/16	5-3/8	7-15/16	4-1/2	6-1/4	18	16
G15	78-3/8	37-3/8	35-3/4	33-1/16	3-3/4	3-3/4	5/8	31	25-1/4	15	5-3/8	7-15/16	4-1/2	6-1/4	18	16
G18	83-3/8	41-3/8	49-3/8	38-7/16	4-1/4	3-1/4	5/8	35	29	19	5-3/8	7	4-1/2	6-3/4	20	19
G20	99-5/16	49-7/16	51-3/8	45-7/16	5-1/4	4-7/8	3/4	42	34-7/8	24-7/8	8-9/16	1-1/8	4-1/2	8-3/4	23-1/2	17-1/8
G25	109-5/16	59-5/16	58-3/8	53-1/8	5-1/4	4-7/8	3/4	52	42-3/4	31-3/8	8-3/8	10-11/16	9-15/16	4-1/2	8-3/4	28-7/8

UNIT INFORMATION

MODEL	FILTER SIZE x QTY	MAX FILTER VELOCITY	STANDARD EVAPORATIVE COOLING UNIT TOT WEIGHT	HEIGHT	SIZE x QTY	NO. # MAX EVAPORATORS	MAX FLOW RATE	PULLBOX EVAPORATIVE COOLING UNIT TOT WEIGHT	HEIGHT	SIZE x QTY	NO. # MAX EVAPORATORS	MAX FLOW RATE
G10	16"x20"x2" (2)	8308 CFM = 667 FPM	360 LBS	20"x28"x2" (2)	486 FPM	6	3 GPM	365 LBS	20"x24"x12"	1020 FPM	12	3.9 GPM
G12	20"x20"x2" (3)	9300 CFM = 580 FPM	365 LBS	16"x20"x2" (6)	465 FPM	10	5 GPM	560 LBS	20"x32"x12"	900 FPM	20	5.5 GPM
G15	20"x20"x2" (3)	10800 CFM = 675 FPM	375 LBS	16"x20"x2" (6)	465 FPM	10	5 GPM	570 LBS	20"x32"x12"	1080 FPM	20	5.5 GPM
G18	16"x20"x2" (6)	12500 CFM = 782 FPM	625 LBS	20"x28"x2" (6)	540 FPM	14	7 GPM	715 LBS	20"x36"x12"	1067 FPM	28	8.4 GPM
G20	16"x20"x2" (10)	15300 CFM = 957 FPM	1160 LBS	16"x20"x2" (10)	575 FPM	24	10 GPM	1125 LBS	20"x43"x12"	1292 FPM	32	10.15 GPM
G25	20"x20"x2" (8)	16200 CFM = 957 FPM	1645 LBS	20"x28"x2" (12)	636 FPM	30	15 GPM	1685 LBS	40"x34"x12"	1304 FPM	42	15.6 GPM

CAPTIVE-AIRE HOODS ARE BUILT IN COMPLIANCE WITH NFPA #96 AND ARE RECOGNIZED BY ONE OR MORE OF THE FOLLOWING:

NSF INTERNATIONAL

ETL LISTED FILE# 3054604-001

FOR QUESTIONS OR PURCHASE, CONTACT
CAPTIVEAIRE NEVADA REGIONAL OFFICE
6370 W. FLAMINGO RD. STE. 25, LAS VEGAS, NV 89103
PHONE: (702) 260-4670 EMAIL: reg@foodtoolsnv.com
PLEASE REFER TO DRAWING 850339

☒ Approved as Submitted
☐ Revise as Noted Resubmit
☐ Rejected

Remarks: Integrate Menu

☒ Resubmittal required
☐ Resubmittal NOT required

MANUFACTURER'S STAMP

Date 10/21/08

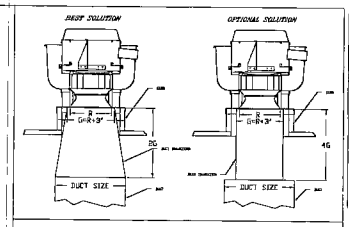

PITCHED ROOF FORM

CIRCLE ONE SITUATION ONLY

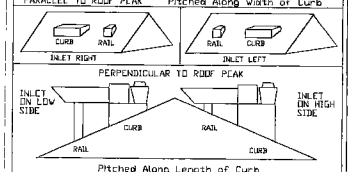

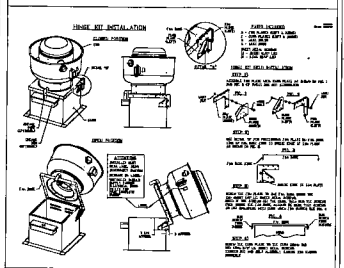

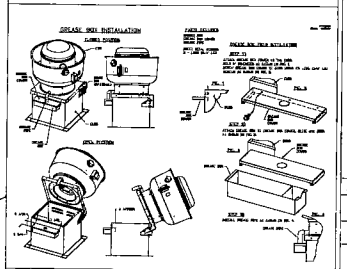

CAPTIVE-AIRE
NEVADA REGIONAL OFFICE
6370 W. FLAMINGO RD. STE. 25, LAS VEGAS, NV 89103 PHONE: (702) 260-4670 FAX: (702) 260-4679 E-MAIL: reg@foodtoolsnv.com
www.CAPTIVEAIRE.com

REVISIONS

DESCRIPTION	DATE

Dekker Perich Sabatini
6660 Delmonte Road, Ste. 100
Las Vegas, Nevada 89119
702.436.1300
fax 436.1060
info@dpsdesign.org

CITY OF LAS VEGAS
FREEDOM PARK RENOVATION
850 NORTH MOJAVE, LAS VEGAS, NEVADA 89101
FAN DETAIL PLAN

"FREEDOM PARK"
LAS VEGAS, NV

DATE: 7/25/08
DWG.#: 815533
DRAWN BY: JLT-84
SCALE: NONE
FAN DETAIL PLAN

H-2
SHEET#
2 of 4

100%
OWNER REVIEW

OWNER: CITY OF LAS VEGAS
DEPARTMENT OF PUBLIC WORKS
ARCHITECTURAL SERVICES
400 EAST STEWART AVENUE
LAS VEGAS, NEVADA 89101
PHONE: (702) 229-6233
FAX: (702) 384-8448
TDD: (702) 386-9108

DRAWN BY: JPB
DATE: FEBRUARY 13, 2009
SCALE: AS NOTED
PROJECT NO: 070354
DRAWING NO: 650.22-18

H-2

121385