

10.20.2009	BLDG. DEPT. REVIEW #1
10.29.2009	OWNER CHANGES
11.07.2009	BLDG. DEPT. REVIEW #2
12.16.2009	BLDG. DEPT. REVIEW #3
01.24.2010	BLDG. DEPT. REVIEW #4
03.10.2010	OWNER CHANGES
05.08.2010	CONTRACTOR CHANGES
06.29.2010	CONTRACTOR CHANGES
08.22.2010	CONTRACTOR CHANGES
01.31.2010	RECORD DRAWINGS

architect
interior
planning
engineering

Deker Perich Sabatini

5850 Bermuda Road, Ste. 100
Las Vegas, Nevada 89119
702.436.1066
fax 436.1050
info@dpsdesign.org

PBSJ
ENGINEERING PLANNING SURVEYING
CONSTRUCTION SERVICES

2270 Corporate Circle
Suite 100
Henderson, Nevada 89074
Telephone: 702.253-7275
Fax: 702.253-7200

CITY OF LAS VEGAS
FREEDOM PARK RENOVATION
1950 NORTH MOJAVE, LAS VEGAS, NEVADA 89101
GRADING PLAN 6

Russ Mauer
Roche Constructors, Inc.

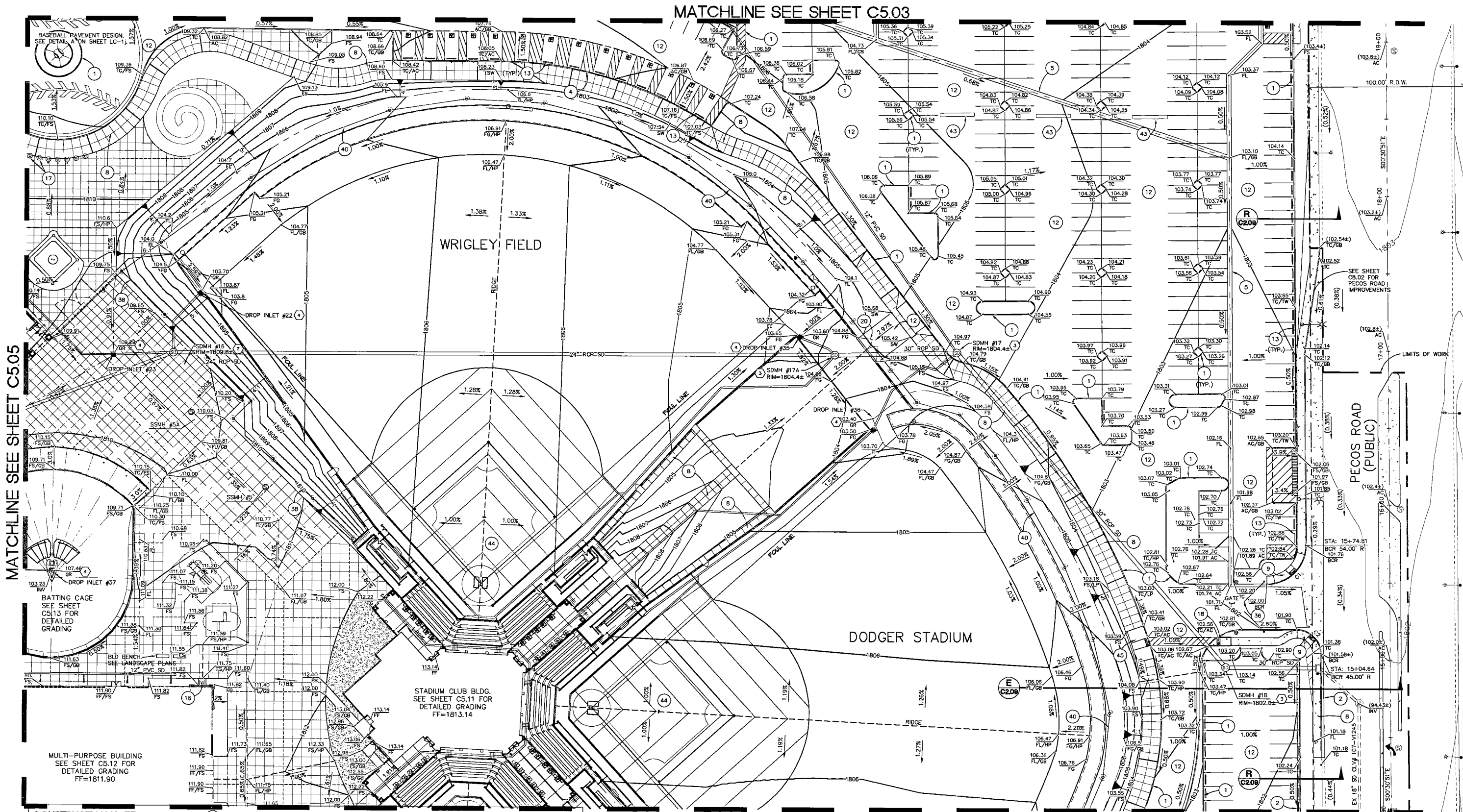
RECORD DRAWINGS
01-31-2010

OWNER: CITY OF LAS VEGAS
DEPARTMENT OF PUBLIC WORKS
ARCHITECTURAL SERVICES

4800 EAST STRATFORD AVENUE
LAS VEGAS, NEVADA 89101
PHONE: (702) 253-8222
FAX: (702) 253-4866
TDD: (702) 253-8108

PROJECT NO. 3006-C5.06g
DATE: FEBRUARY 13, 2010
SCALE: 1" = 30'
SHEET NO. 070354
SHEET NO. 650-22-16

C5.06



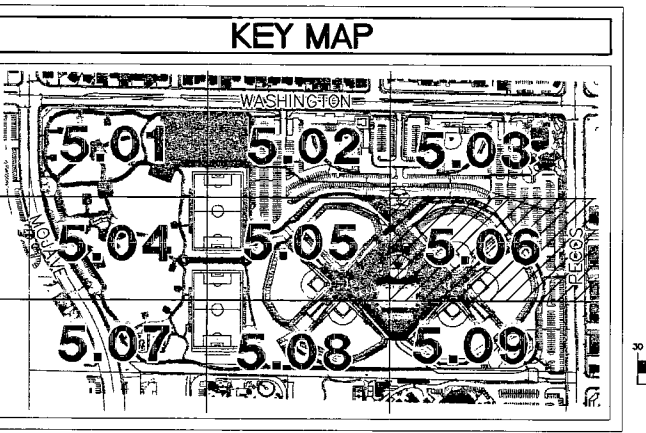
- CONSTRUCTION NOTES**
- CONSTRUCT TYPE "A" CURB PER DETAIL B ON SHEET C2.02.
 - CONSTRUCT TYPE "A" CURB AND GUTTER PER DETAIL 12 ON SHEET C2.02.
 - CONSTRUCT SIDEWALK DRAIN PER DETAIL 3 ON SHEET C2.01.
 - CONSTRUCT "O" FACE CURB PER DETAIL 13 ON SHEET C2.02.
 - CONSTRUCT "V" VALLEY GUTTER PER DETAIL 5 ON SHEET C2.01.
 - CONSTRUCT "O" FACE CURB PER DETAIL 1 ON SHEET C2.01.
 - CONSTRUCT "O" FACE CURB PER DETAIL 9 ON SHEET C2.02.
 - CONSTRUCT SIDEWALK PER DETAIL 9 ON SHEET C2.01.
 - CONSTRUCT SIDEWALK RAMP CASE 1 PER DETAIL 2 ON SHEET C2.01.
 - CONSTRUCT "S" CONCRETE FLUME PER DETAIL 14 ON SHEET C2.02.
 - CONSTRUCT "S" CONCRETE FLUME PER DETAIL F ON SHEET LC-30.
 - CONSTRUCT ASPHALTIC CONCRETE PAVEMENT PER DETAIL 6 ON SHEET C2.01.
 - INSTALL PRECAST BUMPER BLOCK PER DETAIL 10 ON SHEET C2.02.
 - INSTALL DECORATIVE FENCE PER DETAIL G ON SHEET LC-36.
 - CONSTRUCT 12" MOW CURB PER DETAIL P ON SHEET LC-36.
 - DRINKING FOUNTAIN PER DETAIL C ON SHEET LC-3F.
 - INSTALL REMOVABLE BOLLARD PER DETAIL J ON SHEET LC-36.
 - DETECTABLE WARNING TILES PER DETAIL 6A ON SHEET C2.01.
 - DECOMPOSED GRANITE PER DETAIL A ON SHEET LC-3C.
 - INSTALL 24" W X 10" H CHAINLINK VEHICULAR GATE WITH WINDSCREEN PER DETAIL H ON SHEET LC-36.
 - NEW 40' X 40' TYPE "A" SHADE STRUCTURE, REFER TO DETAIL ON SHEET LC-1h.
 - SIGNAGE: DROWNING RISK. SEE DETAIL 1 ON SHEET C5.07.
 - 8' HIGH CHAINLINK FENCE. REFER TO DETAIL K ON SHEET LC-36.
 - CONCRETE BENCH ON 4"x11" CONC PAD. SEE DETAIL "T" ON SHEET LC-3F. REFER TO SPECIFICATIONS FOR CITY STANDARD.
 - SIGNAGE: WATER IRRIGATION. SEE DETAIL C ON SHEET LC-3h FOR MORE INFO. REFER TO CITY STD 0702862-24.
 - TRASH RECEPTACLE. REFER TO DETAIL J ON SHEET LC-3K.
 - CONTRACTOR SHALL INSTALL DRAINAGE FOR SYNTHETIC TURF AREAS PER SYNTHETIC TURF MANUFACTURER'S SPECIFIC RECOMMENDATIONS FOR THIS SITE PER THE GEOTECHNICAL REPORT PROVIDED BY THE CONTRACTOR. CONTRACTOR SHALL SUPPLY SHOP DRAWINGS FROM SYNTHETIC TURF MANUFACTURER SHOWING PROPOSED DRAINAGE FOR APPROVAL.
 - CONTRACTOR SHALL INSTALL DRAINAGE FOR SYNTHETIC TURF AREAS PER SYNTHETIC TURF MANUFACTURER'S SPECIFIC RECOMMENDATIONS FOR THIS SITE PER THE GEOTECHNICAL REPORT PROVIDED BY THE CONTRACTOR. CONTRACTOR SHALL SUPPLY SHOP DRAWINGS FROM SYNTHETIC TURF MANUFACTURER SHOWING PROPOSED DRAINAGE FOR APPROVAL.
 - CONSTRUCT SIDEWALK RAMP CASE 1 PER DETAIL 7 ON SHEET C2.02.
 - BLEACHERS. INSTALL PER MANUFACTURER SPECIFICATIONS.
 - CONSTRUCT SOCCER FIELD 6" MOW CURB PER DETAIL H ON SHEET LC-3C.
 - CONSTRUCT PICNIC AREA PER DETAIL B ON SHEET LC-36.
 - SMALL GROUP PICNIC AREA PER DETAIL B ON SHEET LC-1h.
 - VEHICULAR ENTRY GATE PER DETAIL ON SHEET LC-1h.
 - ENTRY PLAZA AREA. REFER TO DETAIL D ON SHEET LC-1h FOR MORE INFO.
 - INSTALL 20" HIGH SAFETY NETTING. SEE LANDSCAPE PLANS.
 - INSTALL 30" HIGH SAFETY NETTING. SEE LANDSCAPE PLANS.
 - INSTALL 10" HIGH SAFETY NETTING. SEE LANDSCAPE PLANS.
 - SIGNAGE: REPORT VANDALISM. SEE DETAIL C ON SHEET LC-3h.
 - TEAM BENCH. INSTALL PER MANUFACTURER'S SPECS.
 - CONTRACTOR SHALL INSTALL DRAINAGE FOR SYNTHETIC TURF AREAS PER SYNTHETIC TURF MANUFACTURER'S SPECIFIC RECOMMENDATIONS FOR THIS SITE PER THE GEOTECHNICAL REPORT PROVIDED BY THE CONTRACTOR. CONTRACTOR SHALL SUPPLY SHOP DRAWINGS FROM SYNTHETIC TURF MANUFACTURER SHOWING PROPOSED DRAINAGE FOR APPROVAL.
 - CONSTRUCT SIDEWALK RAMP CASE 1 PER DETAIL 7 ON SHEET C2.02.

STORM DRAIN CONSTRUCTION NOTES

- CONSTRUCT 48" TYPE I MANHOLE PER DETAIL ON SHEET C2.08.
- CONSTRUCT 60" TYPE I MANHOLE PER DETAIL ON SHEET C2.08.
- CONSTRUCT 60" TYPE II MANHOLE PER DETAIL ON SHEET C2.08. INSTALL CONCRETE COLLAR ON GRATED MANHOLES PER DETAIL 18 ON SHEET C2.03.
- INSTALL 24" W X 24" W AREA INLET DRAIN W/CONCRETE APRON PER DETAIL 17 & 18 ON SHEET C2.03.
- INSTALL 36" W X 36" W AREA INLET DRAIN W/CONCRETE APRON PER DETAIL 17 & 19 ON SHEET C2.03.
- CONSTRUCT TYPE II MANHOLE WITH LOCKING COVER PER DETAIL ON SHEET C2.05.
- INSTALL TRENCH DRAIN PER DETAIL 1 ON SHEET C2.08.
- CONSTRUCT TYPE "CM" DROP INLET PER DETAIL ON SHEET C2.08.
- CONSTRUCT 80" TYPE I SDMH WITH GRATED AND LOCKING COVER (NEENAH R-4370-23 OR EQUIVALENT) PER DETAIL ON SHEET C2.08.

NOTE: USE CLASS III ROP PIPE UNLESS OTHERWISE NOTED.

CURVE	RADIUS	LENGTH	A=	B=
C1	25,000'	39.4942'	8'	8'
C2	15,000'	23.4273'	8'	8'



NOTE: THIS SITE IS LOCATED WITHIN SHADED FLOOD ZONE X PER FIRM PANEL No. 320032196 E DATED: SEPT. 27, 2002.

SOILS REPORT COMPLETED BY:
NENYO & MOORE
6700 PARADISE ROAD, SUITE E
LAS VEGAS, NEVADA 89119
PHONE: (702) 433-0330
FILE NO. 302116001
DATED: SEPTEMBER 19, 2006
UPDATED: SEPTEMBER 9, 2008

Call before you Dig
before you Undergo
1-702-227-2039
1-702-253-5300
1-702-466-7644

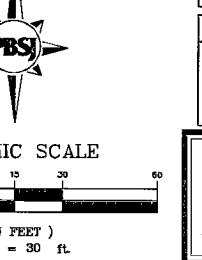
Call before you Dig
before you Overhead
1-800-227-2680
1-702-466-7644

BENCHMARK
ADD 1700 TO ALL PLAN GRADE ELEVATIONS.

NOTE: THE BASIS OF BEARING FOR THIS PROJECT IS GRID NORTH AS DEFINED BY THE NEVADA COORDINATE SYSTEM OF 1983 (NCS83), EAST ZONE, (2701), DETERMINED BY GIS CONTROL POINTS, "CC-GIS 806" AND "CC-GIS 807" AS SHOWN ON THE MAP THEREOF IN FILE 88 OF SURVEYS, PAGE 53. OFFICIAL RECORDS, CLARK COUNTY, NEVADA.

1. I CERTIFY THAT THIS GRADING PLAN IS IN CONFORMANCE WITH THE APPROVED DRAINAGE STUDY ON FILE AT THE CITY OF LAS VEGAS FOR THIS PROJECT 054326

COREY A. LIEBER, P.E. No. 015875 DATE



122984