4-15-2024

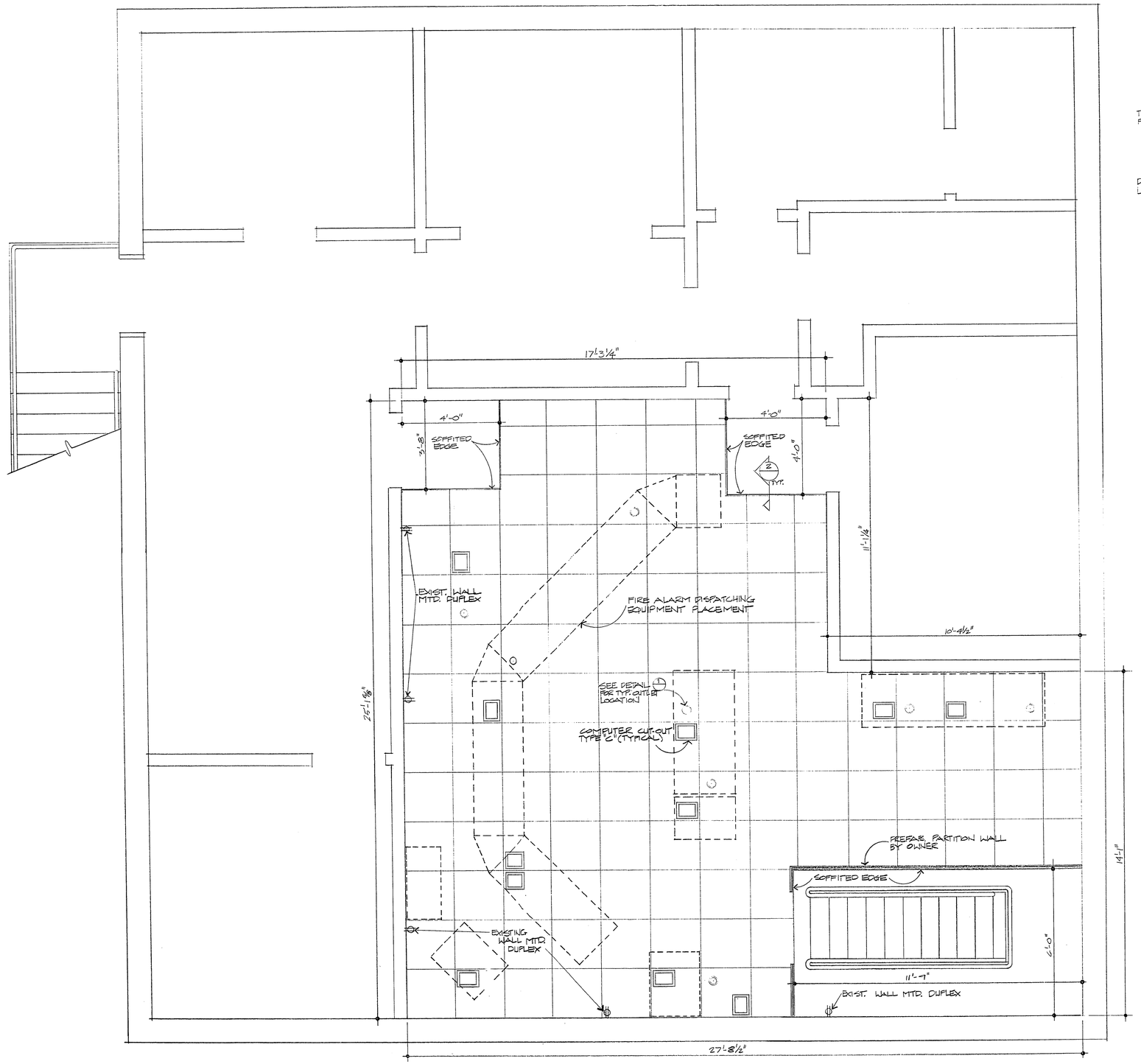

ACCESS FLOOR PLAN
1/4" = 1'-0"

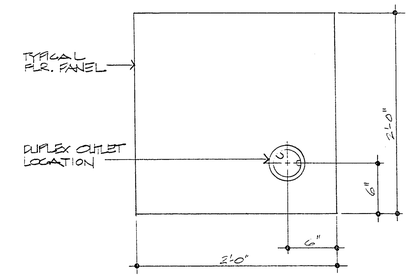

1 TYP. OUTLET LOCATION ON PANEL
1 1/2" = 1'-0"

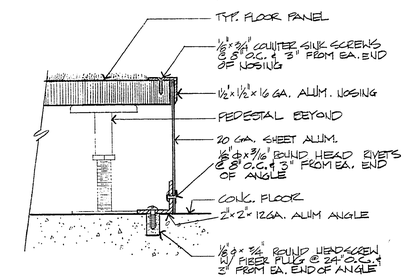

2 SOFFIT EDGE DETAIL
3" = 1'-0"

City of Las Vegas, Nevada
Office of Architectural Services and Project Control
Don J. Saylor A.I.P. Deputy City Manager

FIRE ALARM BLDG.
ACCESS FLOOR SYSTEM FOR DISPATCH ROOM

Design By: R.G.R. Date: 7/10/79 Revised By: Date:
Drawn By: R.L.J. Jr. Date: 7/10/79 Revised By: Date:
Division: TECHNICAL SERVICES Scale: AS SHOWN

Sheet 1 of 1
Drawing no: 630-70
W. O. no: 1269