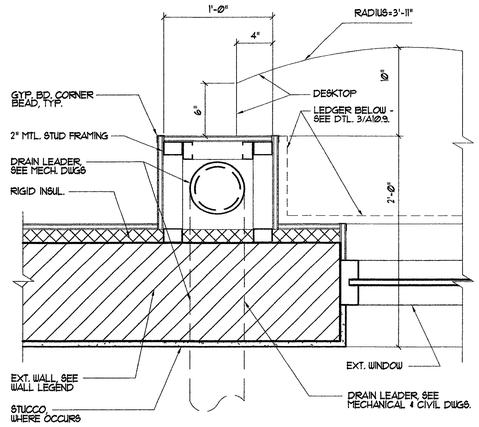

1 Drain Leader Chase

Scale: 1 1/2"=1'-0" A10-T-1

WALKWAY MATERIAL: 24" x 40' ROLLS OR 24" x 36" PADS

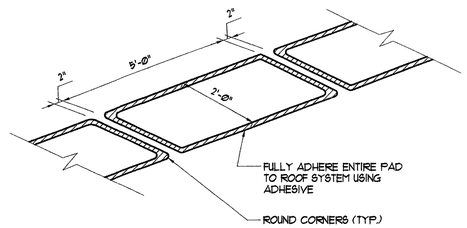

NOTES:
CUT 40' ROLLS INTO 5' SECTIONS WITH 2" SPACING.
ADHERE WALKWAY USING ADHESIVE COVERAGE TWO (2) SIDES.
DO NOT EXTEND BEYOND EDGE OF PAD WITH ADHESIVE.

2 Walk Pad Detail

Scale: 1/2"=1'-0" A10-T-2

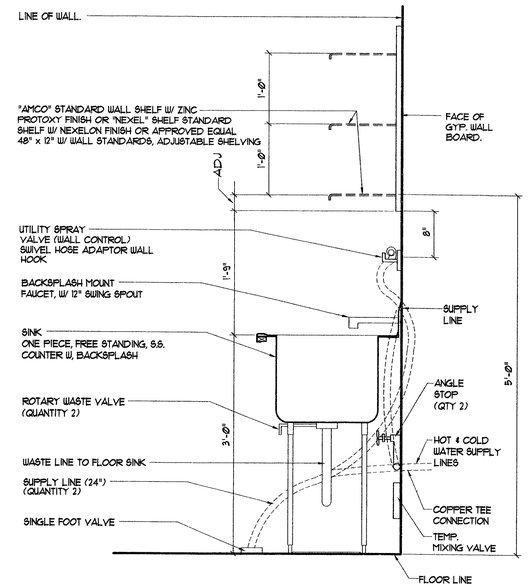

NOTE: SEE PLUMBING DRAWINGS AND SCEDULES FOR MATERIAL CALLOUTS

3 Clean Sink and Upper Shelfs

Scale: 1"=1'-0" 123000-04 A10-T-3

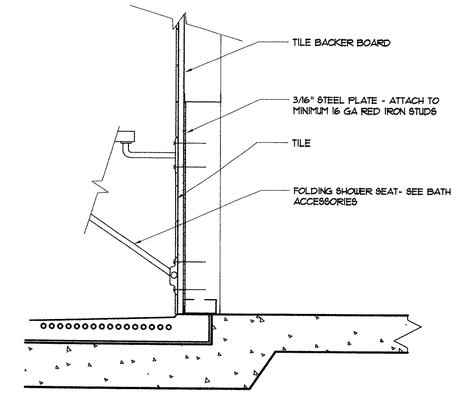

4 Shower Backing Detail

Scale: 1-1/2" = 1'-0" A10-T-4

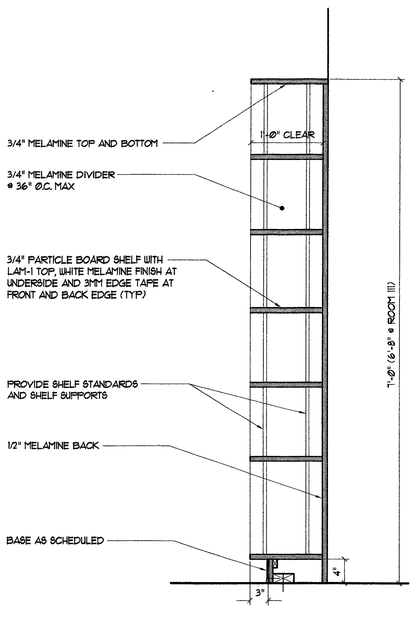

NOTE: ALL EXPOSED SURFACES TO HAVE HPL (TYP.)

7 Shelf Cabinet Section

Scale: 1"=1'-0" A10-T-7newest

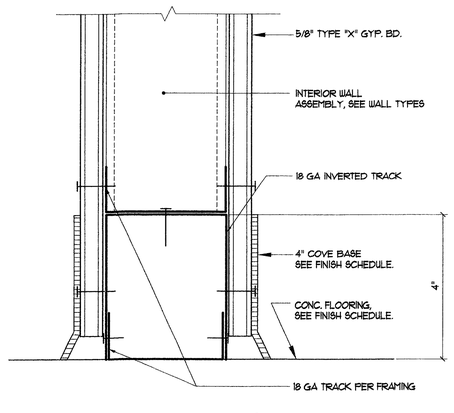

8 Cove Base Detail

Scale: 6"=1'-0" A10-T-08

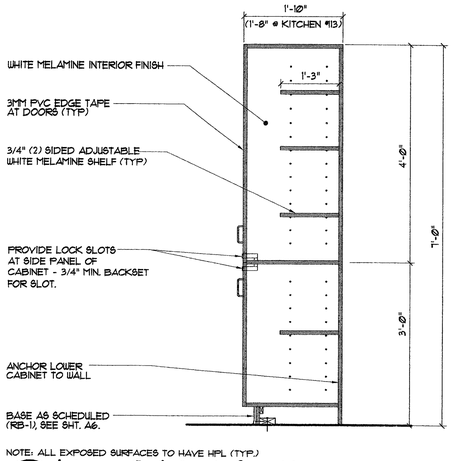

NOTE: ALL EXPOSED SURFACES TO HAVE HPL (TYP.)

9 Linen Cabinet Section

Scale: 3/4" = 1'-0" A10-T-09newest

PLANS APPROVED
ARCHITECTURAL
Building & Safety Dept.
City of Las Vegas, Nevada

MJH JUN 17 2004

Does Not Include Structural, Electrical, Plumbing/Mechanical or Off-Site Improvements Make No Change Without Approval Plan is Not a Permit to Violate Any Ordinance

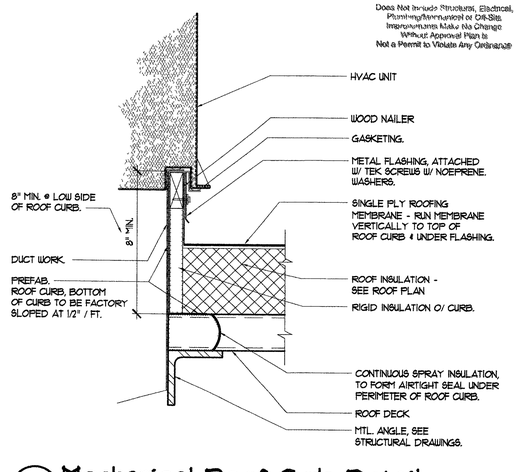

10 Mechanical Roof Curb Detail

Scale: 3"=1'-0" A10-T-10newest

83283

CITY OF LAS VEGAS NEVADA

REVISIONS

CONSULTANT

DEPARTMENT OF PUBLIC WORKS

CITY OF LAS VEGAS, NEVADA
FIRE STATION #8

Details

STAMP

9-9-04

OWNER: CITY OF LAS VEGAS
DEPARTMENT OF PUBLIC WORKS
ARCHITECTURAL SERVICES

400 EAST STEWART AVENUE
LAS VEGAS, NEVADA 89101
PHONE: (702) 229-6535
FAX: (702) 382-3232
TDD: (702) 386-9108

DRAWN	EPS
FILE	fs8-A10-T
DATE	4/7/04
SCALE	As Noted
BID NO	03.15341.04
CLV DWG NO	630-101
SHT NO	A10.7

DRAWINGS AND SPECIFICATIONS SUBMITTED BY THE CLIENT MAY BE UTILIZED DAILY FOR DISCLOSING THE PROJECT FOR WHICH THEY WERE PREPARED AND NOT FOR THE CONSTRUCTION OF ANY OTHER PROJECT. N.A.C. 623.780

DRAWINGS AS INSTRUMENTS OF SERVICE ARE THE PROPERTY OF THE DESIGN PROFESSIONAL. WHOSE STAMP OF DISTRIBUTION APPEARS ON THE DRAWINGS AND SPECIFICATIONS. ANY USE OR REPRODUCTION IN WHOLE OR IN PART WITHOUT WRITTEN CONSENT IS STRICTLY PROHIBITED. COPIES OF THE DRAWINGS AND SPECIFICATIONS