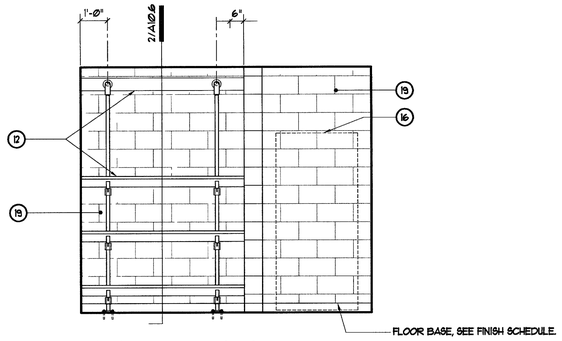

1 Utility Con 134
Scale: 3/8"=1'-0"

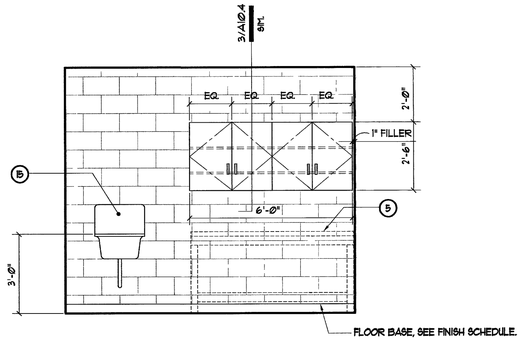

2 Utility Con 134
Scale: 3/8"=1'-0"

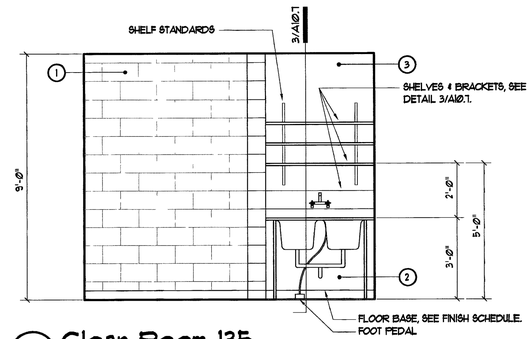

3 Clean Room 135
Scale: 3/8"=1'-0"

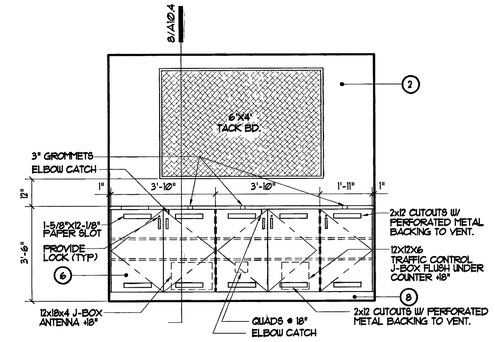

4 Alarm Station (Partial Rm 102)
Scale: 3/8"=1'-0"

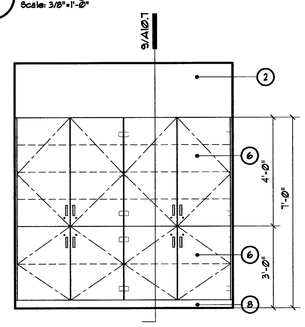

5 Captain's Dorm Linen
Scale: 3/8"=1'-0"

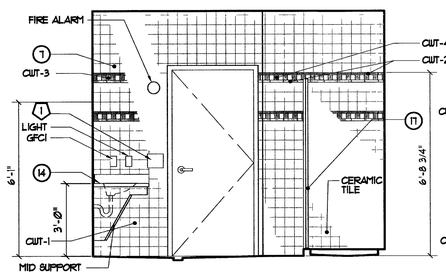

6 Captain's Bath 118
Scale: 3/8"=1'-0"

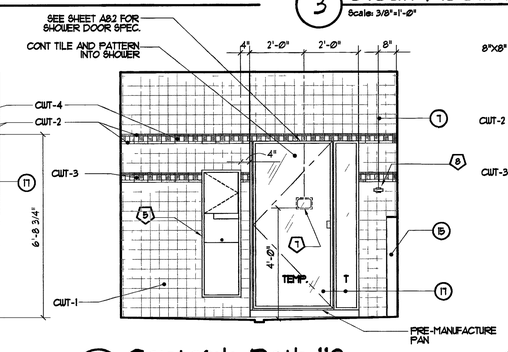

7 Captain's Bath 118
Scale: 3/8"=1'-0"

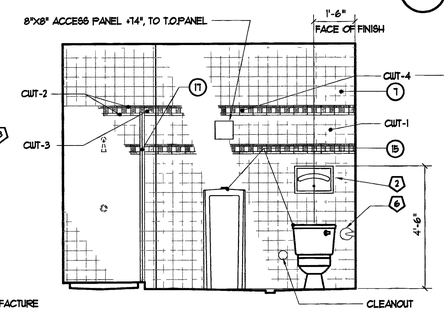

8 Captain's Bath 118
Scale: 3/8"=1'-0"

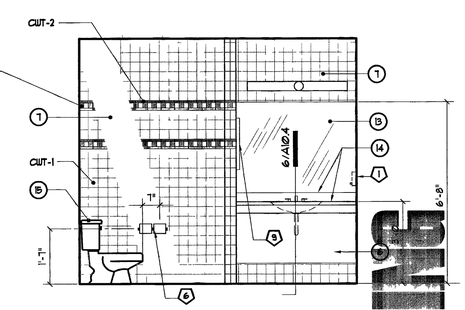

9 Captain's Bath 118
Scale: 3/8"=1'-0"

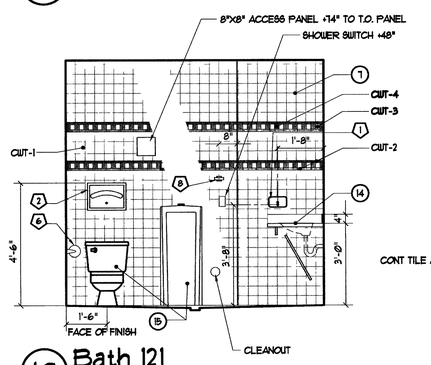

10 Bath 121
Scale: 3/8"=1'-0"
(NOTE: BATH 122 MIRRORED)

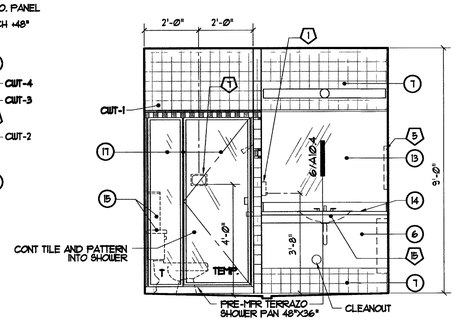

11 Bath 121
Scale: 3/8"=1'-0"
(NOTE: BATH 122 MIRRORED)

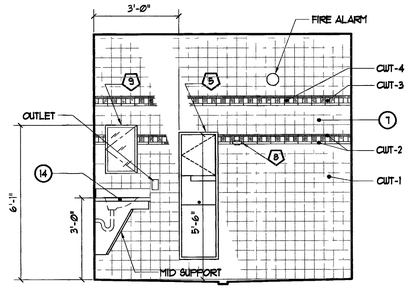

12 Bath 121
Scale: 3/8"=1'-0"
(NOTE: BATH 122 MIRRORED)

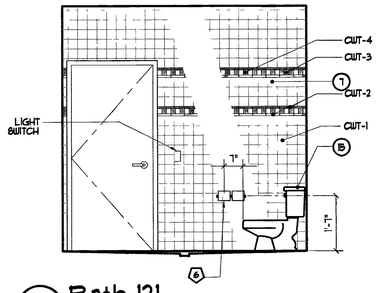

13 Bath 121
Scale: 3/8"=1'-0"
(NOTE: BATH 122 MIRRORED)

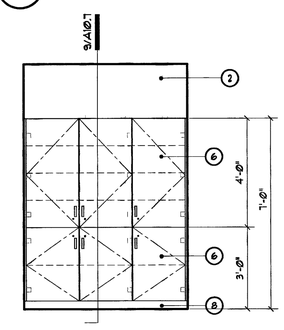

14 Engine Dorm Linen
Scale: 3/8"=1'-0"
(NOTE: VEST. 122A MIRRORED)

(NOTE: CUT PATTERN INDICATED ABOVE IS TYP. FOR ALL BATH WALLS INCLUDING RM'S 103, 106, 118, 121 &122).

(NOTE: ALL SHOWER CEILINGS TO HAVE CUT-1 - REFLECTED CEILING PLAN)

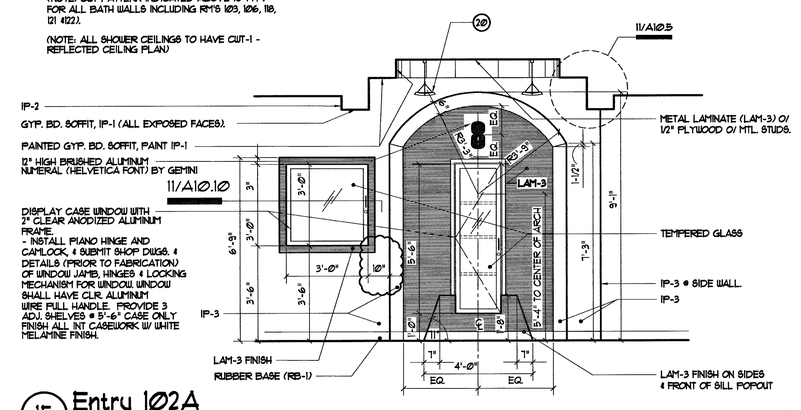

15 Entry 102A
Scale: 3/8"=1'-0"

Keynotes

1. CMU WALL, SEE FINISH SCHEDULE.
2. GYPSUM BOARD OVER METAL STUD FRAMING, SEE WALL LEGEND.
3. GYPSUM BOARD O/ FURRING CHANNELS
4. BACKSPLASH TO MATCH COUNTERTOP
5. WORK BENCH FURNISHED & INSTALLED BY OWNER
6. PLASTIC LAMINATE FINISH CABINETS, SEE DETAILS INDICATED.
7. CERAMIC WALL TILE AND COVE BASE, SEE SHEET A6.
8. RUBBER COVE BASE, SEE SHEET A6 & SPEC'S.
9. VINYL FABRIC COVER PANEL BOARD DISPLAY, SEE SHEET A13 & SEE DETAIL 12/A7. 1/2" THICK. (TACKABLE) 2'-8" (W) X 5'-3" (H) X 1/2" (THK).
10. ADJUSTABLE 1/4" THK. FROSTED GLASS SHELVES, 3 TOTAL.
11. 3" H. VINYL LETTERS (SILVER COLORED), HELVETICA FONT, CENTERED.
12. HOSE RACK, SEE DETAIL 2/A10.6.
13. MIRROR, POLISH EDGES, ANCHOR W/ ADHESIVE, SEE SPEC'S.
14. ENGINEERED STONE FINISH COUNTERTOP AND BACKSPLASH - SEE FINISH SCHEDULE
15. PLUMBING FIXTURES, SEE PLUMBING DRAWINGS FOR MODEL #, ETC.
16. HAZ. MATERIALS STORAGE CABINET (36"X24"X18"), OWNER FURNISHED & INSTALLED.
17. PREMANUF'D ALUM/GLASS SHOWER DOOR W/ SIDELIGHT, SEE SHEET A8.2 FOR SPECIFICATION.
18. GYP. BD. SOFFIT, SEE DETAIL 3/A10.4 (NO BASE CAB'S.).
19. EXPOSED CMU WALL, SEE WALL LEGEND, SHEET G2.
20. LIGHT FIXTURE, SEE ELECTRICAL DRAWINGS.

Bath Accessories ⓑ

ITEM	DESCRIPTION	MANUFACTURER (FOR REF ONLY SEE SPECS)	MODEL	MOUNTING	REMARKS
1	SOAP DISPENSER	BOBRICK	B-4112	SURFACE	BUTTON AT 44"AFF
2	TOILET SEAT COVER DISPENSER	BOBRICK	B-4221	SURFACE	AS SHOWN ON DRAWINGS.
3	36" GRAB BAR	BOBRICK	B-6806-36	SURFACE	CENTER 34" AFF
4	42" GRAB BAR	BOBRICK	B-6806-42	SURFACE	CENTER 34" AFF
5	TOWEL DISP. & WASTE RECEPTACLE	BOBRICK	B-43944	RECESSED	AS SHOWN ON DRAWINGS.
6	TOILET PAPER DISPENSER	BOBRICK	B-4288	SURFACE	AS SHOWN ON DRAWINGS
7	SOAP DISH	BOBRICK	B-4380	RECESSED	48" AFF TO SHELF SURFACE
8	DOUBLE ROBE HOOK	BOBRICK	B-16721	SURFACE	56" AFF
9	MEDICINE CABINET	BOBRICK	B-398	RECESSED	73" AFF. TO TOP OF CABINET
10	PAPER TOWEL DISPENSER	BOBRICK	B-2620	SURFACE	78" AFF. TO TOP OF CABINET
11	HORIZONTAL TWO WALL BAR	BOBRICK	B-6861	SURFACE	CENTER 34" AFF
12	FOLDING SHOWER SEAT W/ CUSHION	BOBRICK	B-511	SURFACE	18" AFF. TO TOP OF SEAT
13	FOLDING SHOWER SEAT W/ CUSHION	BOBRICK	B-518	SURFACE	18" AFF. TO TOP OF SEAT
14	36" LONG 8ß SHOWER CURTAIN ROD W/ WHITE HEAVY VINYL SHOWER CURTAIN (B-204-2) AND STAINLESS STEEL CURTAIN HOOKS (B204-1) AMOUNT OF HOOKS PER MFR RECOMMENDATIONS	BOBRICK	B-6107 X 36"	SURFACE	62" AFF. TO CENTER OF ROD
-	XXX	XXX	XXX	XXX	
-	XXX	XXX	XXX	XXX	
-	XXX	XXX	XXX	XXX	

N.O.C. ¶ - 9/29/04

102834

CITY OF LAS VEGAS NEVADA

REVISIONS

CONSULTANT

RECORD DRAWING

DEPARTMENT OF PUBLIC WORKS

CITY OF LAS VEGAS, NEVADA
FIRE STATION #8

Interior Elevations & Bath Accessory Schedule

STAMP

OWNER: CITY OF LAS VEGAS
DEPARTMENT OF PUBLIC WORKS
ARCHITECTURAL SERVICES

ARCHITECT OF RECORD
SAMUEL D. TOLMAN, AIA, NCARB
400 EAST STEWART AVENUE
LAS VEGAS, NEVADA 89101
PHONE: (702) 229-6535
FAX: (702) 382-3232
TDD: (702) 386-9108

DRAWN	EPS
FILE	118-A8-1
DATE	4/7/04
SCALE	3/8" = 1'-0"
BID NO	04,15341.04
CLV DWG NO	630-101
	049
SHT NO	A8.1

DRAWINGS AS INSTRUMENTS OF SERVICE ARE THE PROPERTY OF THE DESIGN PROFESSIONAL, WHOSE STAMP OF CERTIFICATION APPEARS ON THE DRAWINGS AND SPECIFICATIONS AND MAY BE UTILIZED ONLY FOR OCCUPYING THE PROJECT FOR WHICH THEY WERE PREPARED AND NOT FOR THE CONSTRUCTION OF ANY OTHER PROJECT IN A C 623 780.
THE DRAWINGS AND SPECIFICATIONS REMAINED BY THE CLIENT MAY BE UTILIZED ONLY FOR OCCUPYING THE PROJECT FOR WHICH THEY WERE PREPARED AND NOT FOR THE CONSTRUCTION OF ANY OTHER PROJECT IN A C 623 780.
ON THE DRAWINGS AND SPECIFICATIONS ANY USE OR REPRODUCTION IN WHOLE OR IN PART WITHOUT WRITTEN CONSENT IS STRICTLY PROHIBITED COPIES OF THE DRAWINGS