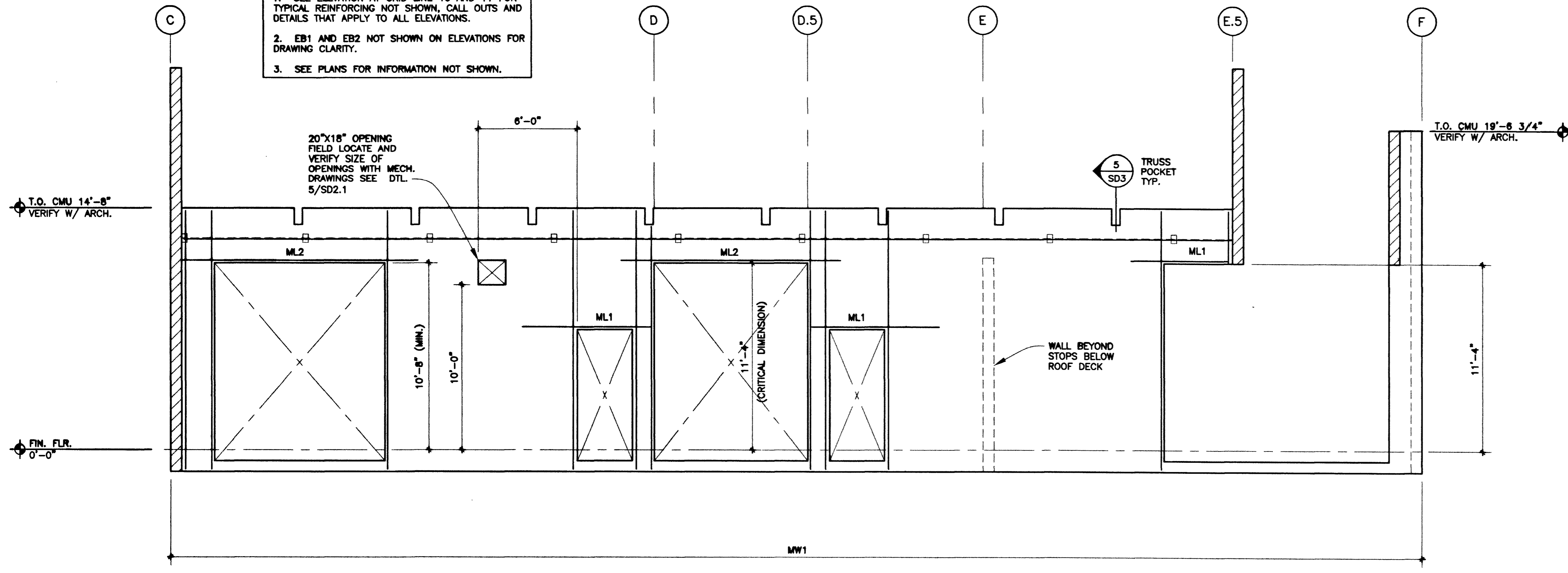
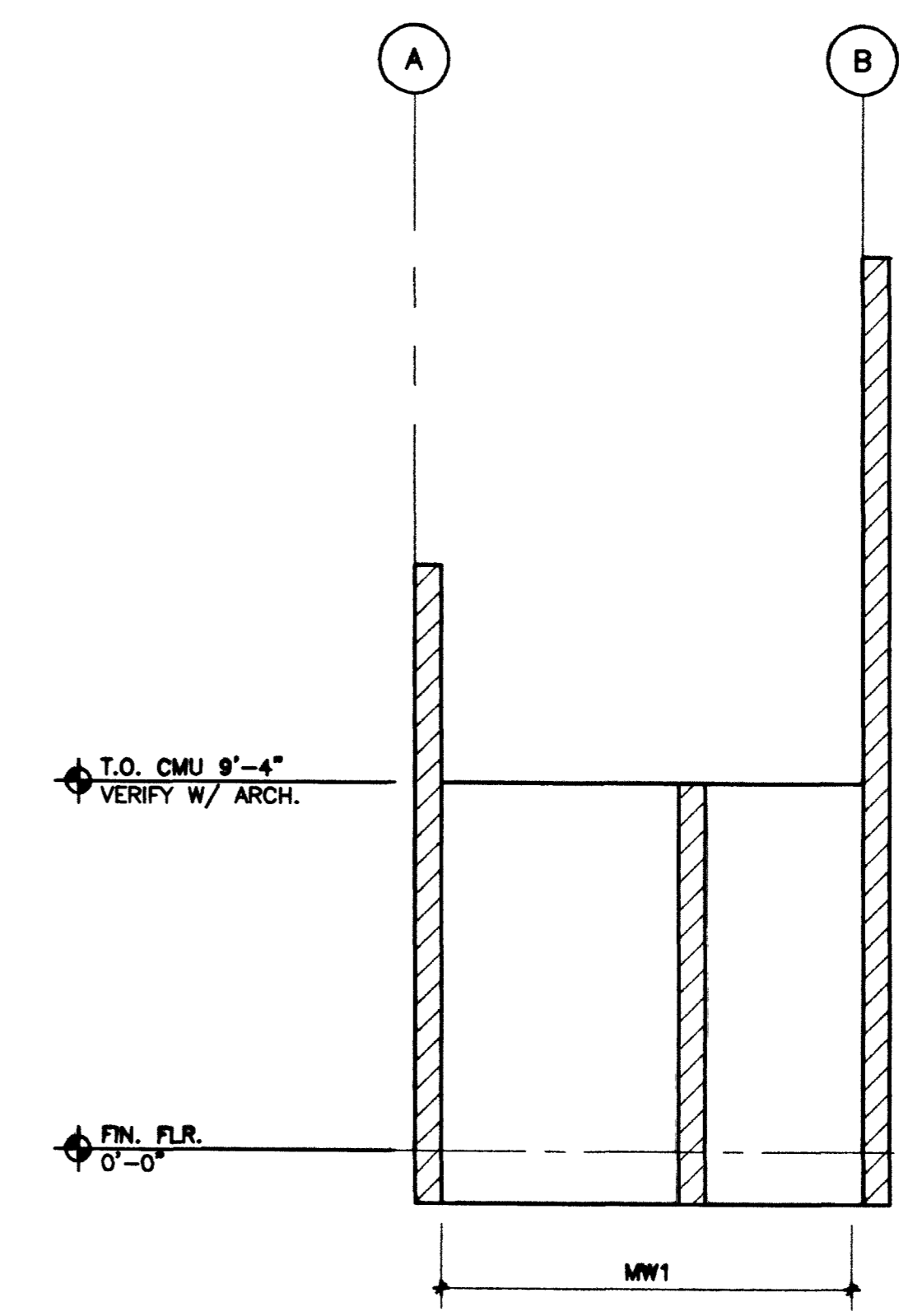


NOTE:
 1. SEE ELEVATION AT GRID LINE 10 AND 11 FOR TYPICAL REINFORCING NOT SHOWN, CALL OUTS AND DETAILS THAT APPLY TO ALL ELEVATIONS.
 2. EB1 AND EB2 NOT SHOWN ON ELEVATIONS FOR DRAWING CLARITY.
 3. SEE PLANS FOR INFORMATION NOT SHOWN.



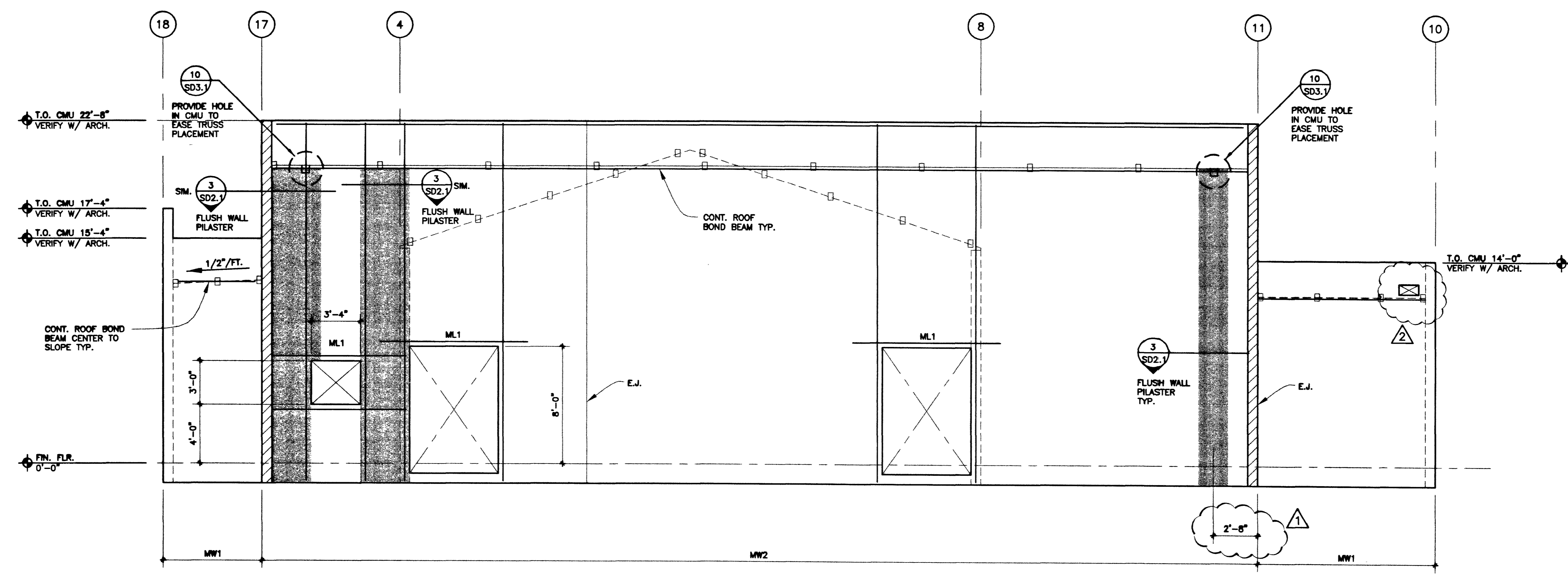
CMU WALL ELEVATION AT GRID LINE 4
 1/4" = 1'-0"

NOTE:
 1. SEE ELEVATION AT GRID LINE 10 AND 11 FOR TYPICAL REINFORCING NOT SHOWN, CALL OUTS AND DETAILS THAT APPLY TO ALL ELEVATIONS.
 2. EB1 AND EB2 NOT SHOWN ON ELEVATIONS FOR DRAWING CLARITY.
 3. SEE PLANS FOR INFORMATION NOT SHOWN.



CMU WALL ELEVATION AT GRID LINE 15
 1/4" = 1'-0"

NOTE:
 1. SEE ELEVATION AT GRID LINE 10 AND 11 FOR TYPICAL REINFORCING NOT SHOWN, CALL OUTS AND DETAILS THAT APPLY TO ALL ELEVATIONS.
 2. EB1 AND EB2 NOT SHOWN ON ELEVATIONS FOR DRAWING CLARITY.
 3. SEE PLANS FOR INFORMATION NOT SHOWN.



CMU WALL ELEVATION AT GRID LINE C
 1/4" = 1'-0"



REVISIONS
 2 10-12-01 SCURPPER REVISION
 1 9-8-01 BLDG DEPT RESUBMITTAL

CONSULTANT
DECORATIVE ENGINEERING CONSULTANTS, INC.
 2800 SO. RANCHO RD.
 LAS VEGAS, NEVADA 89102
 (702) 971-5164

CITY OF LAS VEGAS, NEVADA
 FIRE STATION #44
 CMU WALL ELEVATION

DEPARTMENT OF PUBLIC WORKS
 ARCHITECTURAL SERVICES
 400 EAST STEWART AVENUE
 LAS VEGAS, NEVADA 89101
 PHONE: (702) 225-8939
 FAX: (702) 386-9332
 TDD: (702) 386-9108

DESIGN ENGINEERING CONSULTANTS	
DRAWN	JJB
TITLE	
DATE	6/1/01
SCALE	AS NOTED
PROJECT NO.	65 OF 106
SHEET NO.	S4.6

57287

Q:\Projects\0000000241 FIRE STATION #44\STRUCS4.0.dwg, 08/14/2003 04:21:10 PM, Administrator