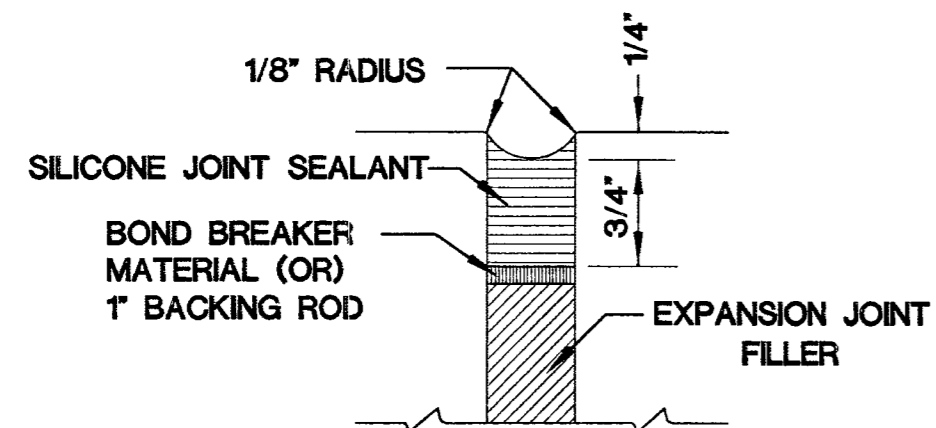
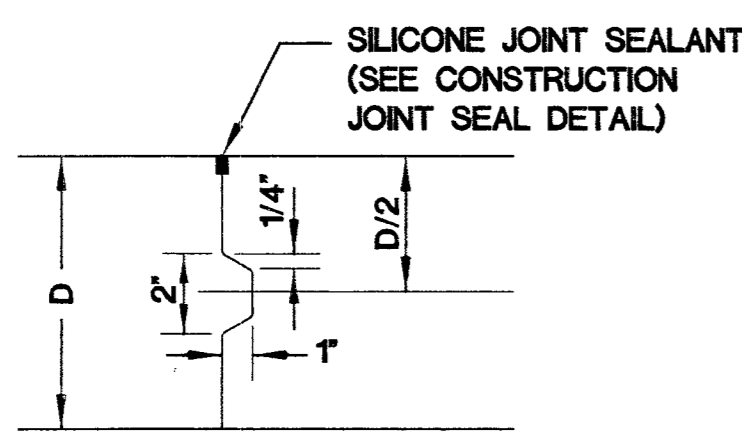


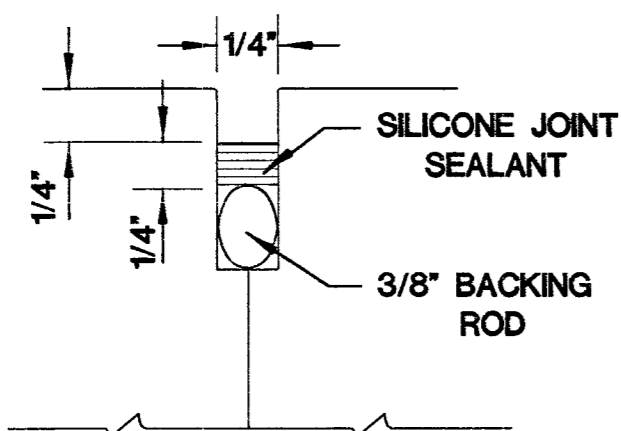
**TYPE "A" EXPANSION JOINT DETAIL
BOXOUT**



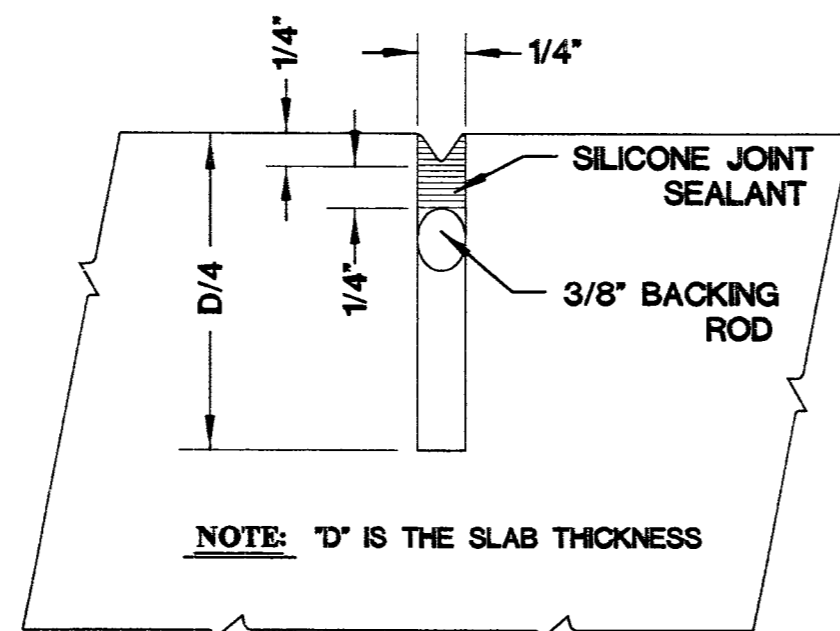
EXPANSION JOINT SEAL DETAIL



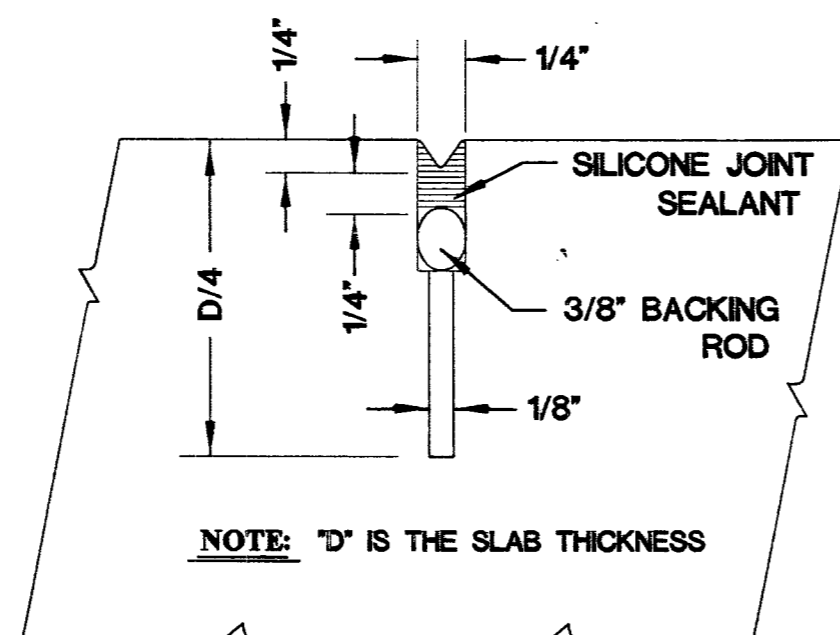
**TYPE "B" CONSTRUCTION JOINT DETAIL
KEYWAY**



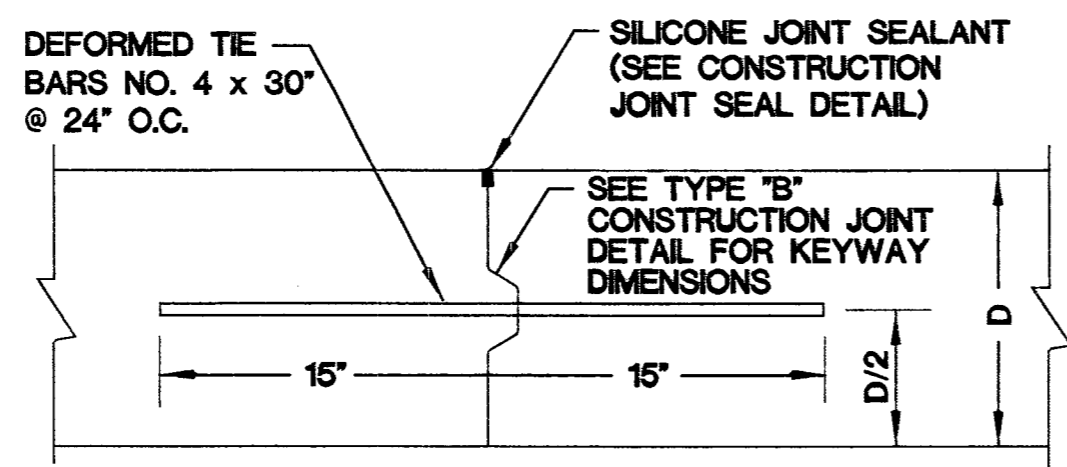
CONSTRUCTION JOINT SEAL DETAIL



**TYPE "C" WEAKENED PLANE JOINT DETAIL
SINGLE SAW-CUT**



**TYPE "C" WEAKENED PLANE JOINT DETAIL
DOUBLE SAW-CUT**



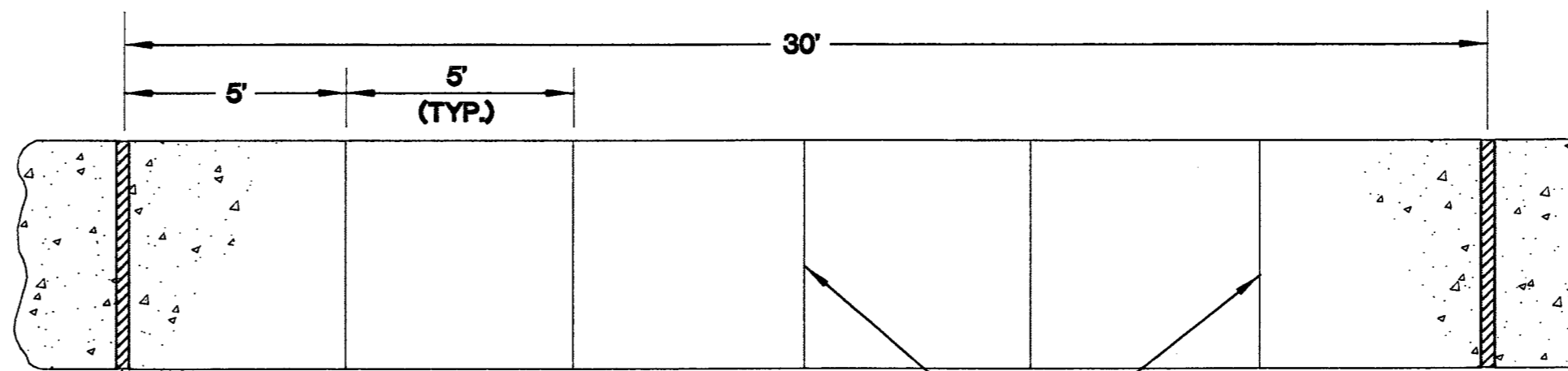
TYPE "D" TIED CONSTRUCTION JOINT DETAIL

SPECIFICATION REFERENCE	
409	CONCRETE PAVEMENT
707	JOINT MATERIAL
TT-S-00153A CLASS A SEALANT	

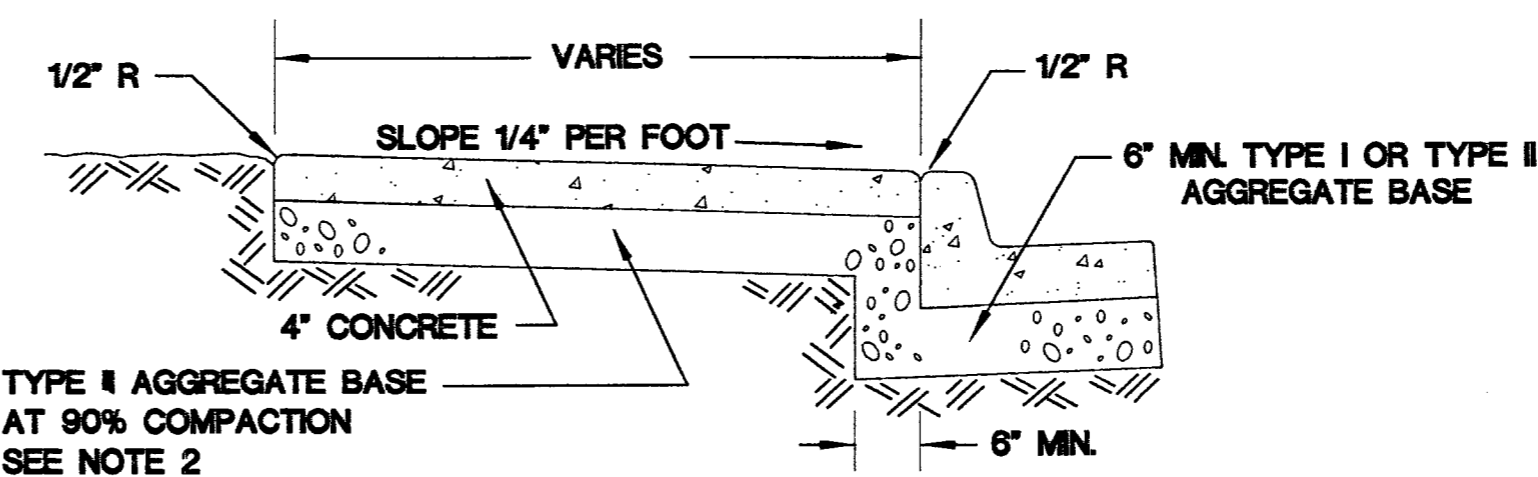
UNIFORM STANDARD DRAWINGS
CLARK COUNTY AREA

CONCRETE PAVEMENT
JOINT DETAILS

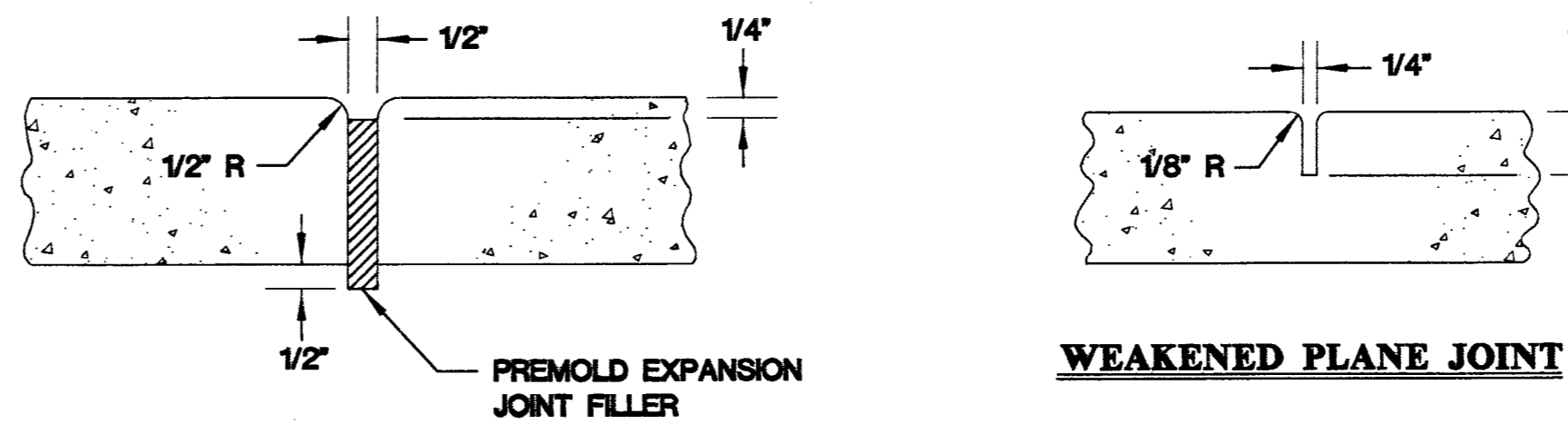
DATE DWG. NO. 233 PAGE NO. 39



PLAN
1/2" EXPANSION JOINT AT 30' INTERVALS,
AT COLD JOINTS AND AT BEGINNING
AND END OF RETURN.
EXPANSION JOINTS TO MATCH LOCATION
MATCH LOCATION OF CURB AND GUTTER
EXPANSION JOINT.



TYPICAL SECTION



EXPANSION JOINT

WEAKENED PLANE JOINT

NOTES:

- ON ALL CURB RETURNS A 1/2" EXPANSION JOINT SHALL BE CONSTRUCTED BETWEEN THE BACK OF CURB AND THE SIDEWALK FOR THE ENTIRE LENGTH OF THE RETURN.
- THE TYPE II AGGREGATE BASE THICKNESS IS SHOWN ON THE TYPICAL SECTION DRAWINGS 202 - 207.
- LONGITUDINAL WEAKENED PLANE JOINT REQUIRED AT MIDPOINT OF SIDEWALK 10' OR WIDER.

SPECIFICATION REFERENCE	
302	AGGREGATE BASE
501	CONCRETE
502	CONCRETE STRUCTURES
707	JOINT MATERIAL

UNIFORM STANDARD DRAWINGS
CLARK COUNTY AREA

SIDEWALK



DATE 12-14-00 DWG. NO. 234 PAGE NO. 40

Avoid overhead power line contact. It's costly.
Call before you Overhead
1-702-227-2929

Avoid cutting underground utility lines. It's costly.
Call before you Dig
1-800-227-2600

AVOID HITTING UNDERGROUND TRAFFIC SIGNAL AND STREET LIGHT SYSTEM COORDINATE ITS COSTLY

Call before you Underground
1-702-455-7511
CLARK COUNTY TRAFFIC OPERATIONS AND
1-702-229-6611
FREEWAY AND ARTERIAL SYSTEM OF TRANSPORTATION



CITY OF LAS VEGAS 400 EAST STEWART AVENUE LAS VEGAS, NEVADA 89101 (702) 259-8535	CITY OF LAS VEGAS, NEVADA 2727 SOUTH RAINBOW BOULEVARD LAS VEGAS, NEVADA 89146-5148 PH. (702) 874-7500 FAX (702) 362-2897
DETAIL SHEET FIFTH STREET SCHOOL REHABILITATION BUILDING DEPARTMENT SUBMITTAL	CONSULTING ENGINEERS PLANNERS AND SURVEYORS vtm nevada
DRAWN BY: S. PAPPA DESIGNED BY: CHECKED BY: PROJECT NO. 9718	SCALE: N/A VERT. N/A
EXPIRES 06-30-07	SHEET DT3 10 OF 11 SHEETS DRAWING NO. CLV# 513-65E

HANSEN# 18021