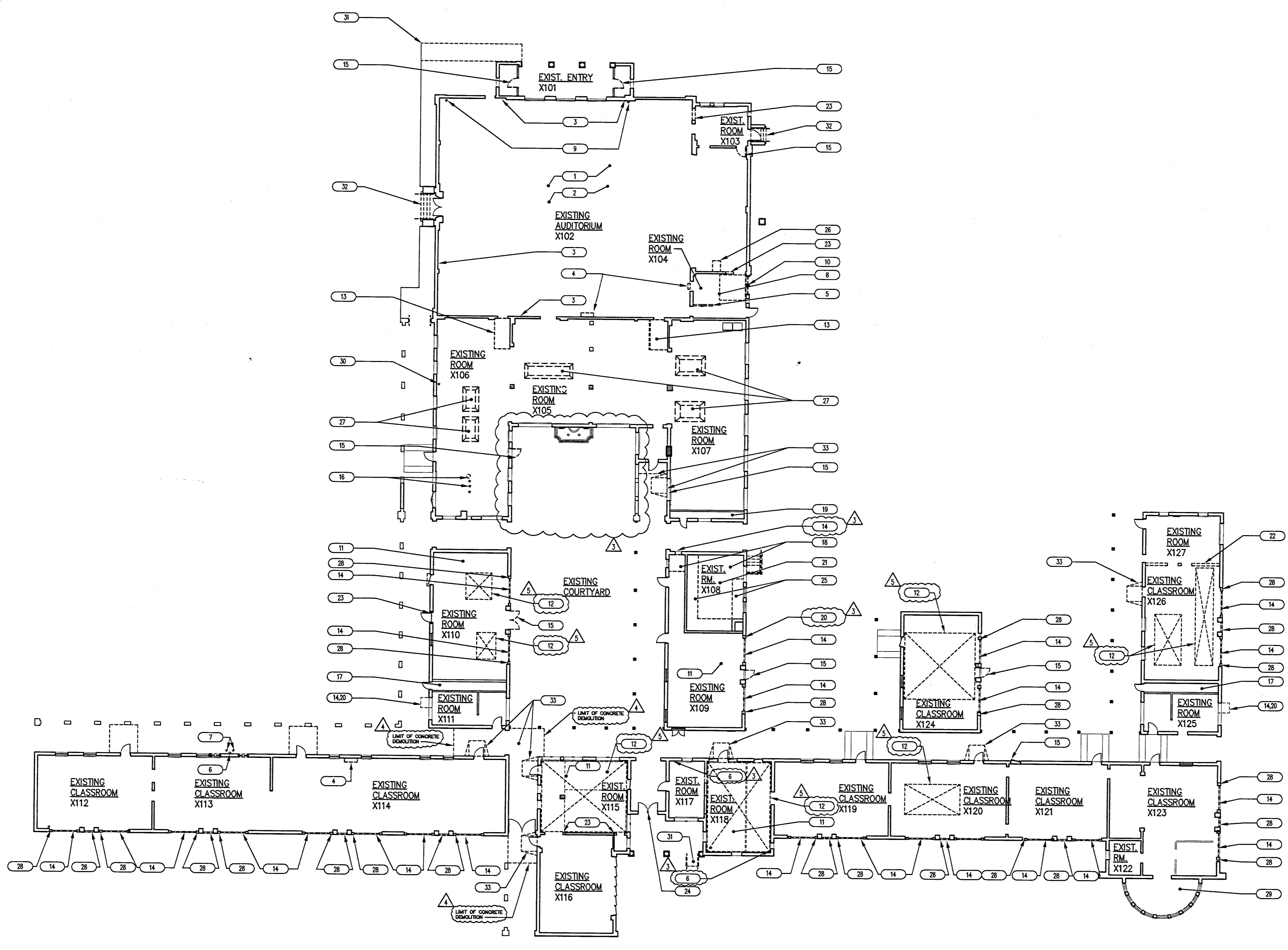


**PLAN DEMO NOTES**

- | NO. | DESCRIPTION  |
|-----|--|
| 1.  | REMOVE EXISTING CONCRETE FOOTINGS IN AUDITORIUM.   |
| 2.  | REMOVE EXISTING FLOOR FRAMING ABOVE PEDESTAL IN AUDITORIUM.  |
| 3.  | EXISTING NAILS IN CONCRETE SHALL BE REMOVED FOR NEW WALL CONSTRUCTION. ELECTRICAL DEMOLITION. SEE ELECTRICAL DRAWINGS FOR SCOPE OF DEMOLITION.   |
| 4.  | REMOVE EXISTING PARTITION AND ELEC. PANEL.   |
| 5.  | REMOVE EXISTING PLUMBING LINE(S). SEE PLUMBING DRAWINGS FOR SCOPE OF DEMO.   |
| 6.  | REMOVE EXISTING STEEL BOLLARDS.  |
| 7.  | REMOVE EXISTING CONCRETE FLOOR TO ALLOW FOR NEW PLATFORM.  |
| 8.  | LIFT-SEE SHEET AB.01   |
| 9.  | EXISTING ROOF DRAINS PER PLUMBING. SALVAGE EXISTING WINDOW AND FRAME.  |
| 10. | SAWCUT OPENING IN CONCRETE WALL TO ALLOW FOR SCHEDULED DOOR.   |
| 11. | EXISTING CONCRETE FLOOR TO BE PREPARED FOR NEW FINISH.   |
| 12. | CONTRACTOR SHALL REMOVE AND REPLACE DAMAGED CONCRETE AS IDENTIFIED BY THE DASHED AREAS. NEW CONCRETE PLACED SHALL MATCH THE EXISTING PATTERNS AND TEXTURE FOR PREPARATION TO RECEIVE NEW FINISHES AS SCHEDULED. NEW 4" CONCRETE SLAB SHALL BE INSTALLED WITH #4 BARS AT 18" O.C. EACH WAY ON 6" TYPE II BASE PER DETAIL (12/54.01) AND THE GENERAL STRUCTURAL NOTES. |
| 13. | EXISTING RAMP AND STEM WALL TO BE REMOVED. PATCH AND REPAIR NEW SURFACE FOR NEW CONSTRUCTION.  |
| 14. | EXISTING WINDOW SYSTEM TO BE REMOVED OR RESTORED. REMOVE ONLY REQUIRED SECTION OF GLAZING AND/OR FRAME TO ALLOW FOR INSTALLATION OF NEW REPLICATED FRENCH DOOR SYSTEM. REFER TO SHEET A2.11 AND A2.13.   |
| 15. | EXISTING DOOR SYSTEM TO BE REMOVED. PATCH AND REPAIR AS REQUIRED. REFER TO SHEET A2.11 AND A2.13.  |
| 16. | EXISTING PLUMBING TO BE REMOVED. SEE PLUMBING. PREP FLOOR TO RECEIVE NEW FINISH. REFER TO MPE FOR DEMOLITION SCOPE OF WORK.  |
| 17. | REMOVE EXISTING GYPSUM BOARD CEILING.  |
| 18. | REMOVE EXISTING PLUMBING DEMOLITION-SEE PLUMBING.  |
| 19. | REMOVE HVAC UNITS FROM EXISTING WINDOW OPENING. SEE MECHANICAL DWGS.   |
| 20. | REMOVE EXISTING CABLE TRAYS AS REQUIRED TO ALLOW FOR NEW ELECTRICAL DESIGN. SEE ELECTRICAL DRAWINGS.   |
| 21. | EXISTING CONCRETE PARTITION TO BE REMOVED.   |
| 22. | REMOVE EXISTING CONCRETE TO ALLOW FOR INSTALLATION OF SCHEDULED DOOR. PROVIDE 1" DIA. CANE BOLT HOLES IN EXISTING CONCRETE WALKWAY. 4" DEEP. REMOVE EXISTING WOOD SHELVING UNITS. MODIFY STRUCTURE FOR NEW ROOF HATCH AND ACCESS LADDER. EXISTING SKYLIGHT SYSTEM TO BE RESTORED. SEE DETAIL 5/A3.12.  |
| 23. | REMOVE EXISTING WALL AS REQUIRED AND PREP SURFACE FOR INSTALLATION OF SCHEDULED DOORS.   |
| 24. | REMOVE EXISTING CEILING IN G115.   |
| 25. | EXPOSE EXISTING FRAMING.   |
| 26. | DEMOLISH EXIST. PLUMBING-SEE PLUMBING AND HANDRAILS.   |
| 27. | REMOVE EXISTING CONCRETE STAIR.  |
| 28. | REMOVE EXISTING RAMP.  |

**GENERAL NOTES**

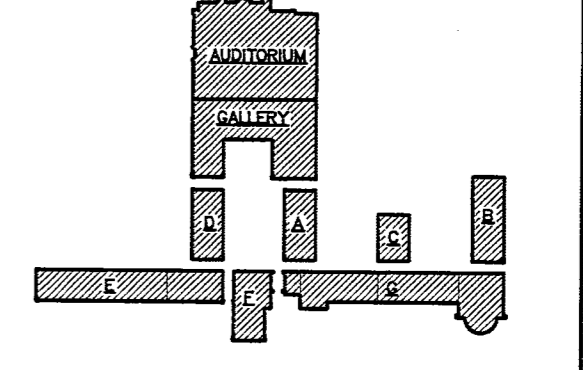
- ALL ABANDONED/UNUSED ELECTRICAL CONDUIT, PLUMBING, HOSE BIBS, GAS, AND TELECOMM LINES SHALL BE REMOVED UNLESS OTHERWISE NOTED. SEE MPE DRAWINGS FOR SCOPE OF DEMO.
- ALL ABANDONED LINES AND/OR EQUIPMENT THAT PENETRATE THE EXTERIOR OF THE BUILDING SHALL BE PROPERLY CAPPED, PAINTED, AND SEALED/CAULKED TO PREVENT WATER, WIND, AND/OR INSECT PENETRATION. SEE MPE FOR SCOPE.
- REMOVE EXISTING BIRD/VENT SCREENS THROUGHOUT. REPLACE WITH NEW SCREENS.
- REMOVE EXISTING ROOF TILES. EXPOSE ROOF DECK. PREP FOR NEW ROOF TILES AND SHEET MEMBRANES.
- ALL EXISTING WALL MOUNTED HVAC UNITS AND EQUIPMENT SHALL BE REMOVED/ABANDONED. IF UNIT LAYS WITHIN WINDOW SYSTEM, WINDOW AND FRAME SHALL BE RESTORED OR REMOVED PER WINDOW SCHEDULE. SEE MECH. DWGS.
- EXISTING INTERIOR CONCRETE SHALL REMAIN. POWERWASH AND CLEAN. SAWCUT DAMAGED AREAS OF PAVING AS REQUIRED. PREP SUBSURFACE TO RECEIVE NEW FINISH. NEW CONCRETE SHALL MATCH EXISTING.
- REMOVE ALL EXISTING FLOOR BASE. PREP SURFACE FOR NEW BASE MOLDING.
- PRIOR TO CONSTRUCTION, CONTRACTOR SHALL FIELD VERIFY ALL EXISTING CONDITIONS. IN AREAS REQUIRING REPAIR AND/OR REMOVAL, CONTRACTOR SHALL PATCH AND PREP SURFACES FOR NEW FINISH.
- PRIOR TO THE COMMENCEMENT OF THE SAID PROJECT, THE CONTRACTOR SHALL HAVE A PRE-DEMOLITION MEETING TO ENSURE THE HISTORIC FABRIC AND INTEGRITY OF THE BUILDING IS MAINTAINED AND KEPT INTACT (NOTHING OF HISTORIC VALUE SHALL BE REMOVED OR DEMOLISHED WITHOUT PRIOR APPROVAL). SAWCUT AND REMOVE AREAS OF PAVING AND/OR CONCRETE AFFECTED BY HEAVING/UPLIFT. VERIFY LOCATIONS IN FIELD.
- REMOVE EXISTING GAS LINES.
- REMOVE PLYWOOD BOARD ON EXTERIOR SIDE OF ALL EXISTING WINDOWS.
- REMOVE SECURITY IRON IN FRONT OF ALL WINDOWS.
- CONTRACTOR TO REPAIR ALL DAMAGE TO EXISTING BUILDING AS CAUSED BY DEMOLITION AND/OR NEW CONSTRUCTION.



RECEIVED  
FEB 08 2007  
CITY OF LAS VEGAS  
BUILDING DEPT.

PLANS APPROVED  
ARCHITECTURAL  
Building & Survey Dept.  
City of Las Vegas  
JCF FEB 09 2007  
Do not include Electrical, Plumbing, Mechanical, Structural or Civil-Structural Improvements Made No Change Without Approval Plans Not a Permit to Violate

**BUILDING MAP**



**OWNER COMMENTS**  
2-8-2007  
**OWNER COMMENTS**  
2-8-2007

**KGA ARCHITECTURE**  
440 SOUTH POLARIS AVENUE  
LAS VEGAS, NEVADA 89103  
TEL: (702) 251-4242  
FAX: (702) 251-4242  
WWW.KGA-ARCHITECTURE.COM

**HERITAGE ARCHITECTURE & PLANNING**  
CIVIL - VTN  
NEVADA  
PHONE 702-477-7100

**BARBER DROTTER ASSOCIATES**  
STRUCTURAL ENGINEERS  
PHONE 702-251-4242

**MECHANICAL - PLUMBING - ELECTRICAL - LIFE SAFETY - ACoustical - GENERAL LIGHTING**  
**JEA CONSULTING ENGINEERS**  
PHONE 702-251-4242

**STAGE LIGHTING & DESIGN**  
**CDM LIGHTING DESIGN GROUP**  
PHONE 702-251-4242

**LANDSCAPE**  
**JWZIMMO & ASSOCIATES**  
PHONE 702-251-4242

**CURTAIN WALLING**  
**RODER HUNT**  
**LEVETT & BAILEY**  
PHONE 702-251-4242


**ADA ACCESSIBILITY**  
**BRIDGEMAN AND ASSOCIATES**  
PHONE 202-347-6442



FIFTH STREET SCHOOL  
REHABILITATION  
BUILDING DEPARTMENT SUBMITTAL

REVISED  
2/12/07

CITY OF LAS VEGAS  
REDEVELOPMENT AGENCY



OWNER: CITY OF LAS VEGAS  
DEPARTMENT OF PUBLIC WORKS  
ARCHITECTURAL SERVICES

400 EAST STEWART AVENUE  
LAS VEGAS, NEVADA 89103  
PHONE: (702) 251-4242  
FAX: (702) 251-4242  
TDD: (702) 386-9108

DATE: 12/12/2006  
SCALE: 1/16" = 1'-0"  
DRAWING NO: 513-65E

A0.01