

**SHEET NOTES**

- 1 PROVIDE L6-20R RECEPTACLE IN CEILING FOR A/V RACK.
- 2 FURNISH WITH LOCKING ATTACHMENT.
- 3 BOILER ROOM EMERGENCY STOP. SEE DIVISION 23 WIRING DIAGRAMS FOR ADDITIONAL INFORMATION.
- 4 CHILLER ROOM EMERGENCY BREAKGLASS STATION. SEE DIVISION 23 WIRING DIAGRAMS FOR ADDITIONAL INFORMATION.
- 5 PROVIDE 120V. CONNECTION TO REFRIGERANT LEAK MONITOR.
- 6 PROVIDE 120V. CONNECTION TO FIRE ALARM CONTROL PANEL.
- 7 COORDINATE INSTALLATION LOCATION WITH MECHANICAL CHEMICAL TREATMENT SYSTEM.
- 8 PROVIDE SIGNAGE ON EXTERIOR OF DOOR PER SOUTHERN NEVADA AMENDMENTS TO THE NATIONAL ELECTRICAL CODE, SECTION 230.70(5)(B).

**KGA ARCHITECTURE**  
 4485 SOUTH POLARIS AVENUE  
 LAS VEGAS, NEVADA 89115  
 WWW.KGAARCHITECTURE.COM  
 TELEPHONE 702.387.1800  
 FACSIMILE 702.387.2040

**HERITAGE ARCHITECTURE & PLANNING**  
 CIVIL - NEVADA  
 PHONE 702-257-7200

**VTN NEVADA**  
 STRUCTURAL - STRUCTURAL ENGINEERS  
 PHONE 702-50-8000

**BARKER DROTTER ASSOCIATES**  
 MECHANICAL - PLUMBING - ELECTRICAL - LIFE SAFETY - ACCIDENTAL - GENERAL LIGHTING  
 PHONE 702-50-8000

**JBA CONSULTING ENGINEERS**  
 STAGE LIGHTING & DESIGN - CD+M LIGHTING DESIGN GROUP  
 PHONE 48-280-2323

**LANCASHAW**  
 JINZUNING & ASSOCIATES  
 PHONE 702-257-9300

**COST ESTIMATING - RIDER HUNT LEVETT & BAILEY**  
 702-227-8888

**ADA ACCESSIBILITY ENDELMAN AND ASSOCIATES**  
 PHONE 202-528-4442




FIFTH STREET SCHOOL  
 REHABILITATION  
 BUILDING DEPARTMENT SUBMITTAL

REVISED  
 12.2.2006



PLANS APPROVED  
 ELECTRICAL  
 Building & Safety Dept.  
 City of Las Vegas, Nevada  
 DEC 15 2006  
 Does Not Include Structural, Architectural, Plumbing/Mechanical or On-Site Improvements. Notes for Change Without Approval. Plans to Not a Permit to Violate Any Ordinances

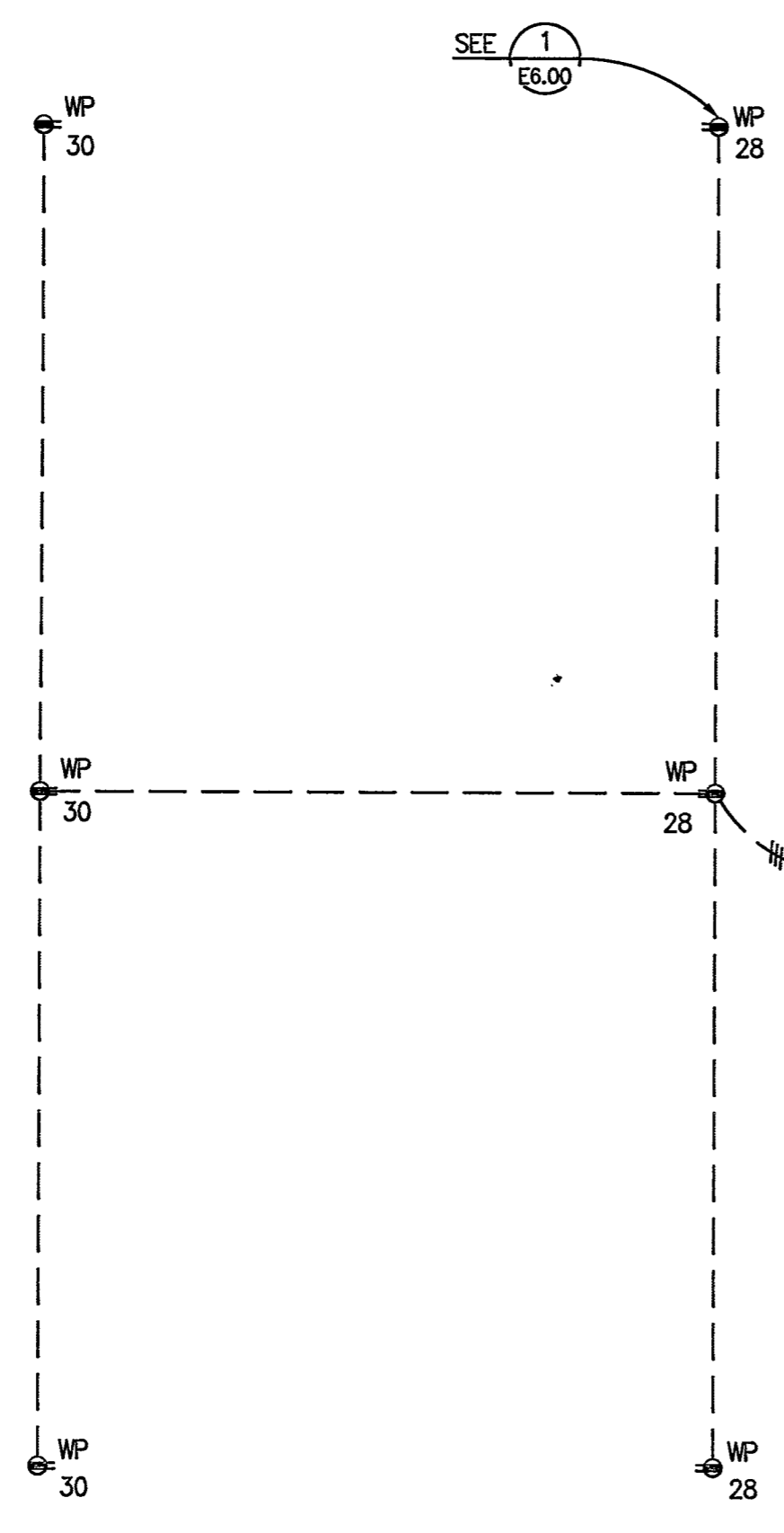
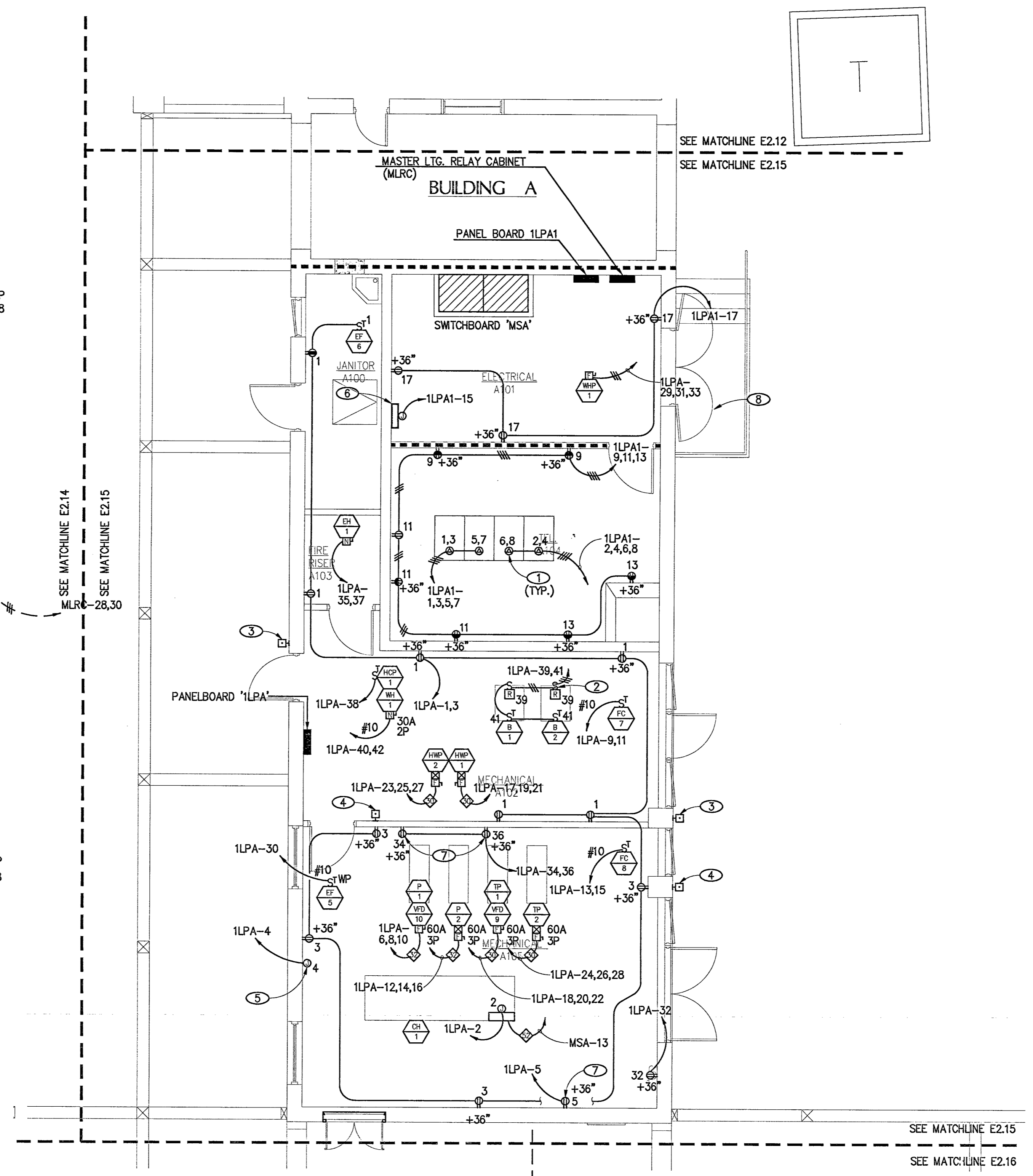


OWNER: CITY OF LAS VEGAS  
 DEPARTMENT OF PUBLIC WORKS  
 ARCHITECTURAL SERVICES

400 EAST STEWART AVENUE  
 LAS VEGAS, NEVADA 89101  
 PHONE: (702) 228-6033  
 FAX: (702) 384-4846  
 TDD: (702) 384-9108

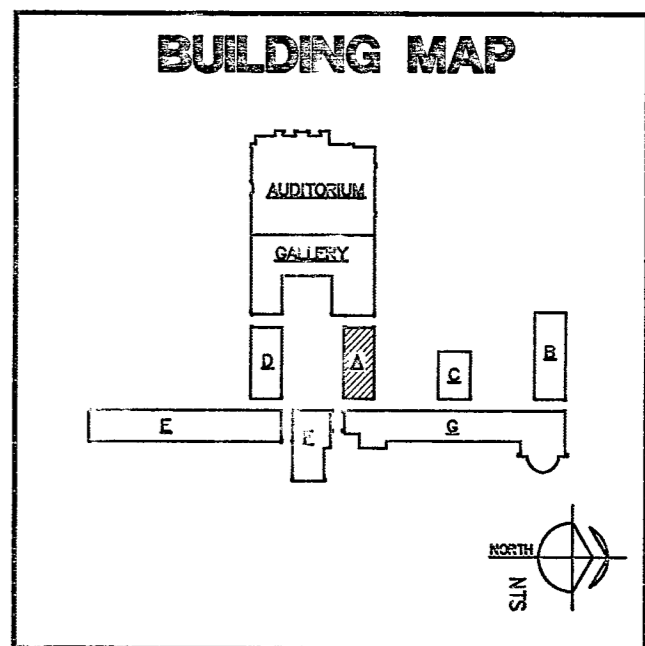
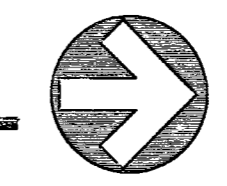
PROJECT: POWER FLOOR PLAN  
 DATE: 12/12/2006  
 SCALE: 1/4" = 1'-0"  
 DRAWING NO: 513-65E

E2.15



**ENLARGED MECHANICAL & ELECTRICAL ROOM PLANS**

SCALE: 1/4" = 1'-0"



113382

#06.0109