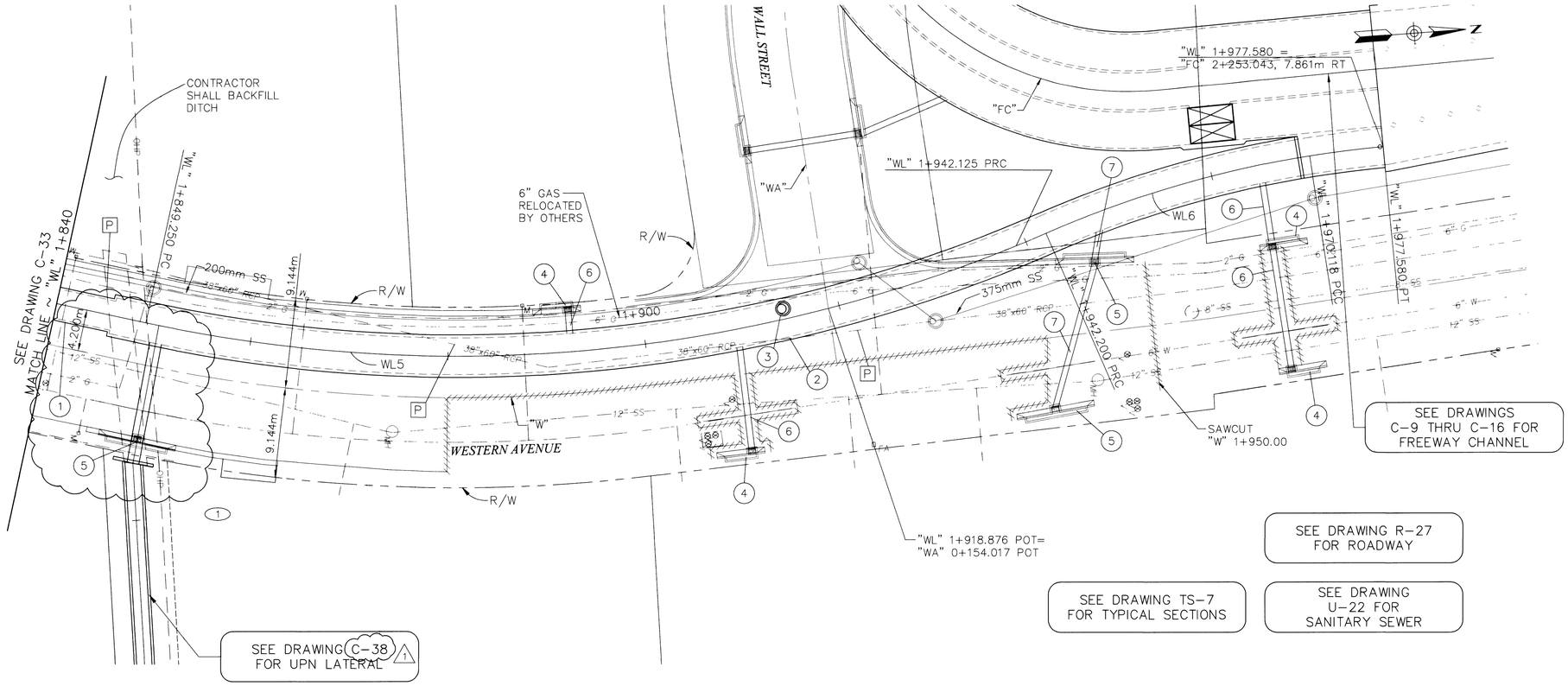

REMOVAL ITEMS

P REMOVE STORM DRAIN PIPE

CONSTRUCTION ITEMS

1	"WL" 1+840.000 TO "WL" 1+845.000	CONSTRUCT 3.0m x 2.4m PRECAST RCB
2	"WL" 1+845.000 TO "WL" 1+977.580	CONSTRUCT 3.7m x 2.7m PRECAST RCB
3	"WL" 1+914.405, 1.470m LT	CONSTRUCT RCB ACCESS MH SEE DRAWING S-20 1
4	"WL" 1+892.438, 4.470m LT "WL" 1+908.595, 12.622m RT "WL" 1+963.654, 21.146m RT "WL" 1+964.539, 8.198m RT	CONSTRUCT 3.0m DI TYPE "D" MOD SEE DRAWING S-7 1
5	"WL" 1+936.519, 17.116m RT "WL" 1+945.814, 4.318m RT "WL" 1+850.631, 12.000m RT 1	CONSTRUCT 6.0m DI TYPE "D" MOD SEE DRAWING S-7 1
6	"WL" 1+892.438, 4.470m LT TO "WL" 1+892.438, 1.850m LT "WL" 1+908.595, 12.622m RT TO "WL" 1+908.595, 1.850m RT "WL" 1+963.654, 21.146m RT TO "WL" 1+964.539, 8.198m RT "WL" 1+964.539, 8.198m RT TO "WL" 1+964.896, 1.850m RT	CONSTRUCT 450mm PVC
7	"WL" 1+936.519, 17.116m RT TO "WL" 1+945.814, 4.318m RT "WL" 1+945.814, 4.318m RT TO "WL" 1+947.261, 1.850m RT	CONSTRUCT 600mm PVC

APPROVED FOR CONSTRUCTION
1ST APP 3/31/00
5/02/01
LAS VEGAS VALLEY WATER DISTRICT DATE

"WL" CURVE DATA

No.	Δ	R	L	T
WL5	35°56'07"	148.200m	92.950m	48.061m
WL6	14°32'31"	110.000m	27.918m	14.035m

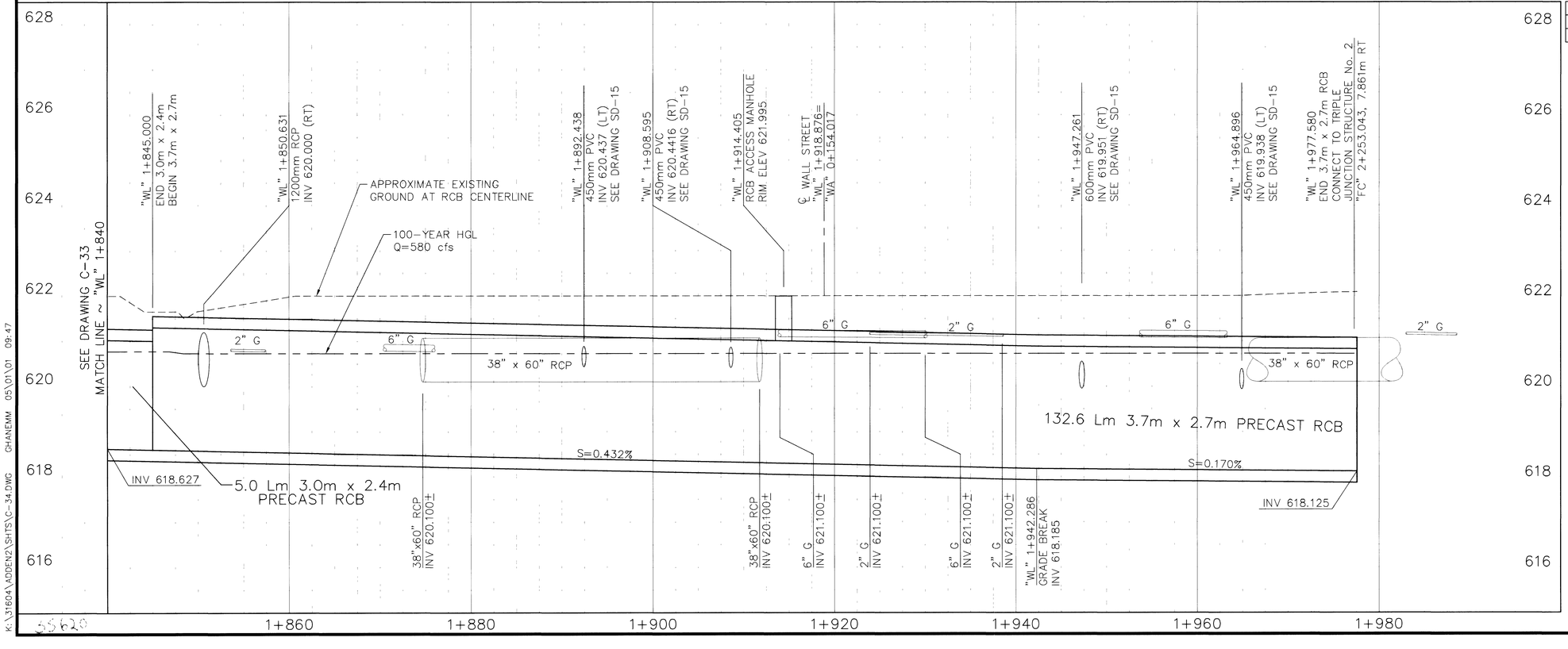

METRIC

Call before you Dig. 1-800-227-2600 UNDERGROUND SERVICE (USA)

Call before you Crane 227-2929 OVERHEAD SERVICE (USA)

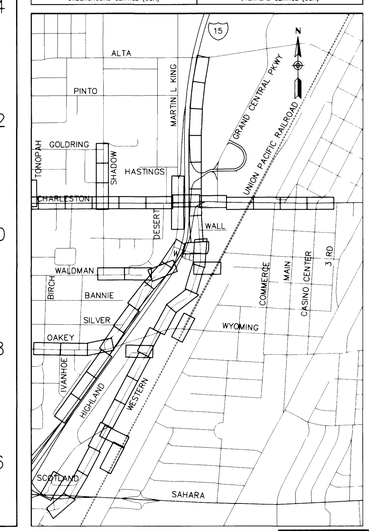

DATE	REVISIONS
3/30/00	1 ADDENDUM 2
4/27/01	2 REVISED WESTERN AVENUE

PROJECT # 31604
DESIGN BY BPP
SCALE (V) 1:50
DATE DECEMBER 17, 1999
SCALE (H) 1:250
FLD. BK. # N/A

PARSONS BRINCKERHOFF
CE 19275 14/20

CITY OF LAS VEGAS NEVADA

DEPARTMENT OF PUBLIC WORKS

I-15 FREEWAY CHANNEL
CONSTRUCTION PLAN AND PROFILE
"WL" 1+840 TO "WL" 1+977.580

REGISTERED PROFESSIONAL ENGINEER STATE OF NEVADA JOHN P. CLARK CIVIL No. 11507

DRAWING No. C-34
57 / 241

K:\31604\ADDEN2\SHTS\C-34.DWG GHANEMM 05\01\01 09:47

35620

327-V254