PERMANENT PAVEMENT DELINEATION LEGEND

1. TYPE I CENTERLINE PER CCPW USD DWG 244
2. TRANSITION SECTION PER CCPW USD DWG 245
4. TYPE 4 LANE LINE PER CCPW USD DWG 244A
5. 150mm SOLID WHITE PAINT OR TAPE PARKING LINE
5. 150mm SOLID YELLOW PAINT OR TAPE PARKING LINE
5. 600mm SOLID YELLOW TAPE CHEVRONS
5. INSTALL "ARROWS", "ONLY", & "STOP" USING TYPE 2 MARKING FILM

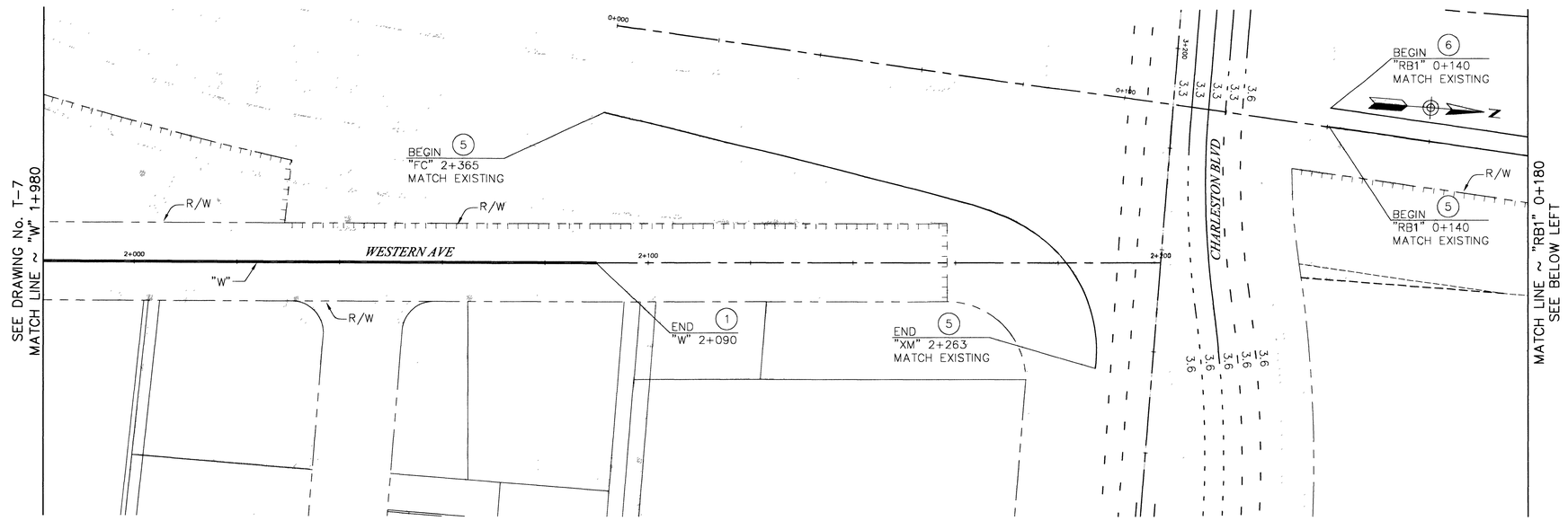

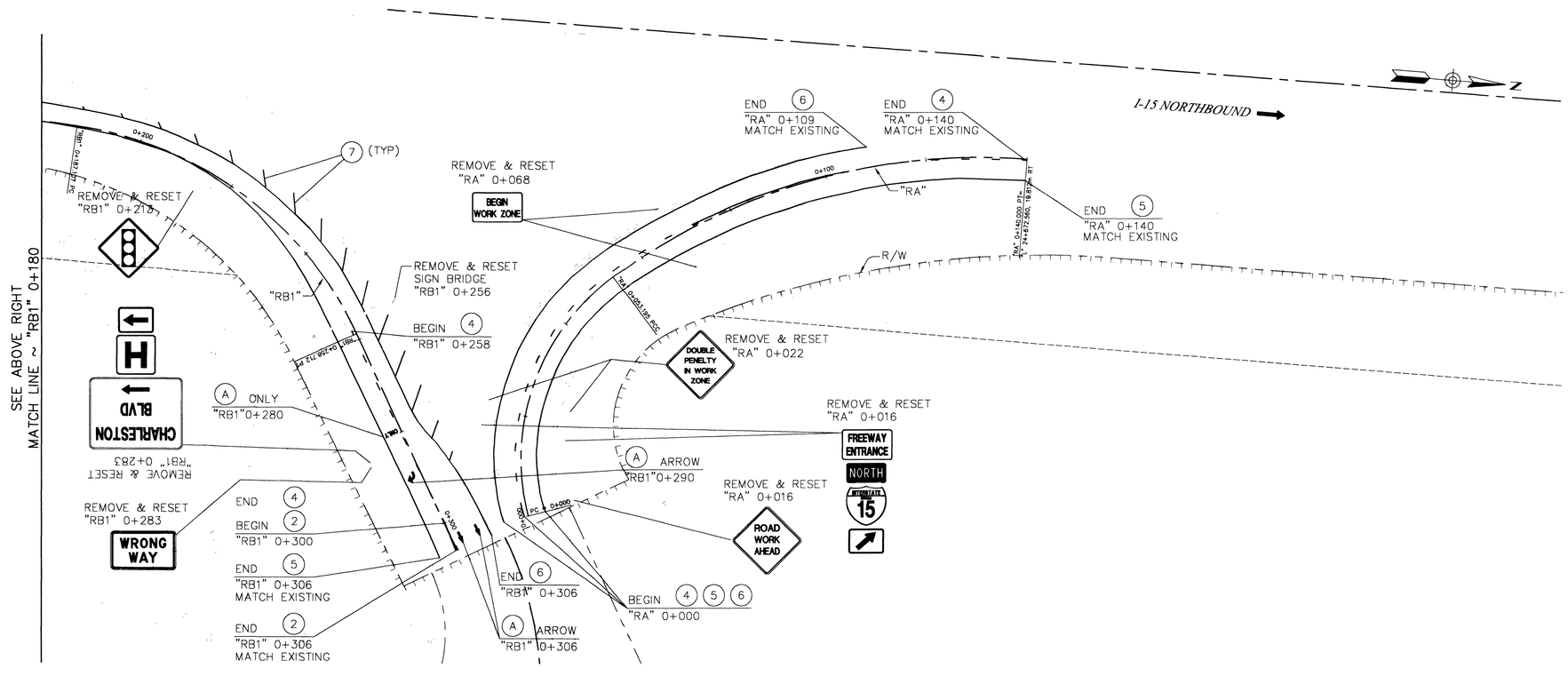

Call before you Dig. 1-800-277-2600 UNDERGROUND SERVICE (USA)

Call before you Overhead 563-6111 OVERHEAD SERVICE (USA)

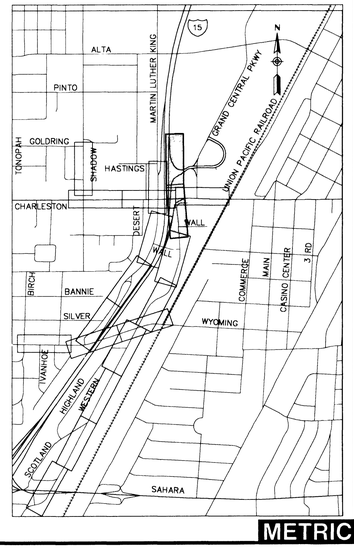

METRIC

DATE	REVISIONS

PROJECT # 31604
DESIGN BY KHN
SCALE (V) N/A
DATE DECEMBER 17, 1999
SCALE (H) 1:500
FLD. BK. # N/A

PARSONS BRINCKERHOFF
Las Vegas, Nevada

CITY OF LAS VEGAS NEVADA

DEPARTMENT OF PUBLIC WORKS

I-15 FREEWAY CHANNEL
SIGNING AND STRIPING PLAN
"W" 1+980 TO "x" x+xxx

REGISTERED PROFESSIONAL ENGINEER STATE OF NEVADA
JOHN P. CLARK
CIVIL

DRAWING No. T-8
232 / 241

L:\31604\SHTS\T-08.DWG KOECHLEY 12\22\99 1:8:19

327-V254