ALL DIMENSIONS ARE IN MILLIMETERS UNLESS OTHERWISE NOTED.

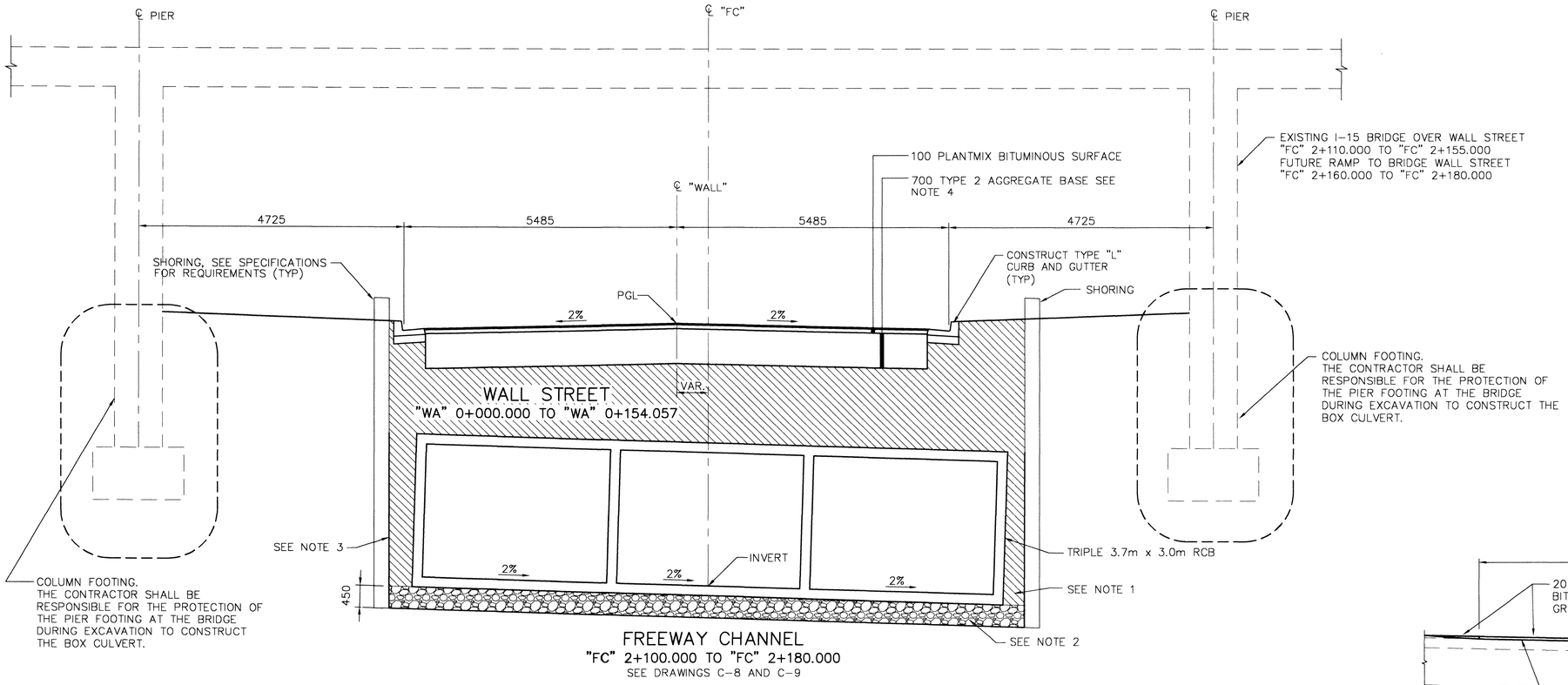

FREEWAY CHANNEL
"FC" 2+100.000 TO "FC" 2+180.000
SEE DRAWINGS C-8 AND C-9

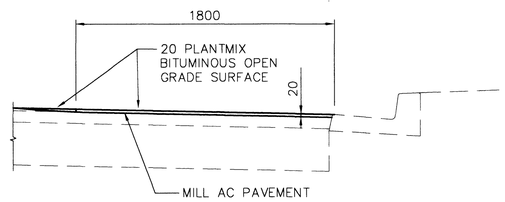

MILL PAVEMENT DETAIL

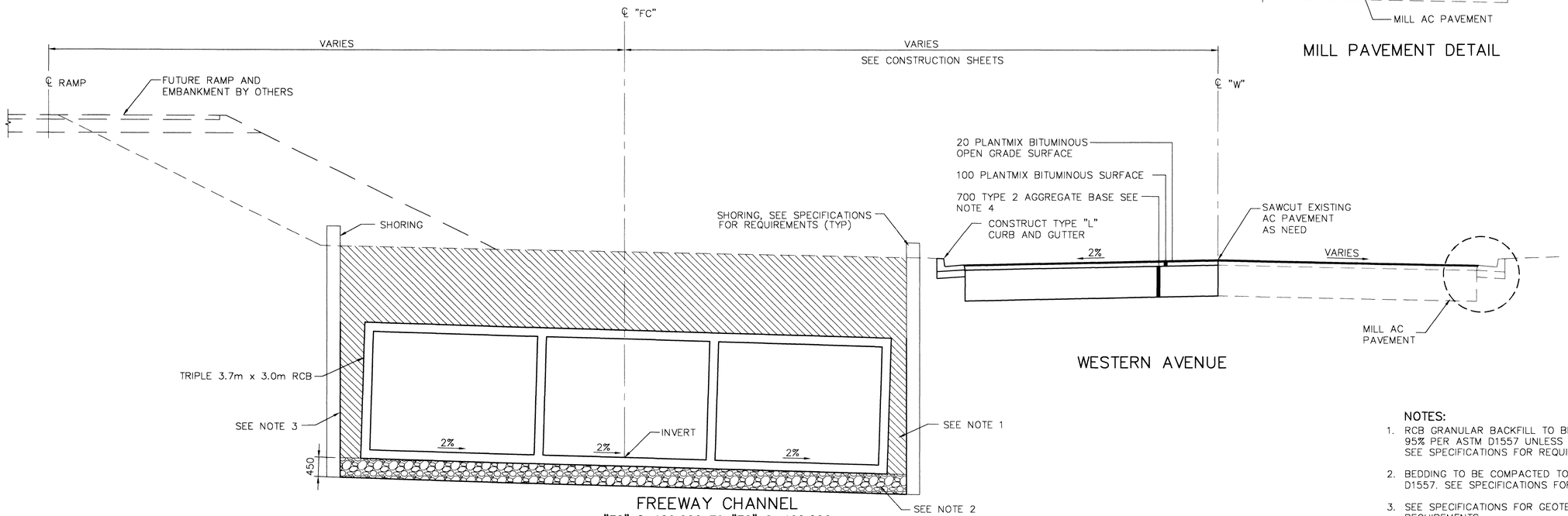

FREEWAY CHANNEL
"FC" 2+180.000 TO "FC" 2+460.000
SEE DRAWINGS C-9 THRU C-11
*TYPICAL SECTION OF JUNCTION STRUCTURE No. 2
SHOWN ON DRAWING S-2

NOTES:

1. RCB GRANULAR BACKFILL TO BE COMPACTED TO 95% PER ASTM D1557 UNLESS OTHERWISE NOTED. SEE SPECIFICATIONS FOR REQUIREMENTS
2. BEDDING TO BE COMPACTED TO 95% PER ASTM D1557. SEE SPECIFICATIONS FOR REQUIREMENTS
3. SEE SPECIFICATIONS FOR GEOTEXTILE REQUIREMENTS
4. TYPE 2 AGGREGATE TO BE COMPACTED TO 95% PER ASTM D1557.

DATE	REVISIONS

PROJECT # 31604
DESIGN BY DSP
SCALE (V) N/A
DATE DECEMBER 17, 1999
SCALE (H) N/A
FLD. BK. # N/A

PARSONS BRINCKERHOFF
Las Vegas, Nevada

CITY OF LAS VEGAS NEVADA

DEPARTMENT OF PUBLIC WORKS

I-15 FREEWAY CHANNEL
TYPICAL SECTIONS

REGISTERED PROFESSIONAL ENGINEER STATE OF NEVADA
CHAD P. CLARK
CIVIL
No. 11141

DRAWING No. TS-2
7/241

METRIC

L:\31604\SHTS\TS-02.DWG KOECHLEY 12\22\99 15:07

327-V254