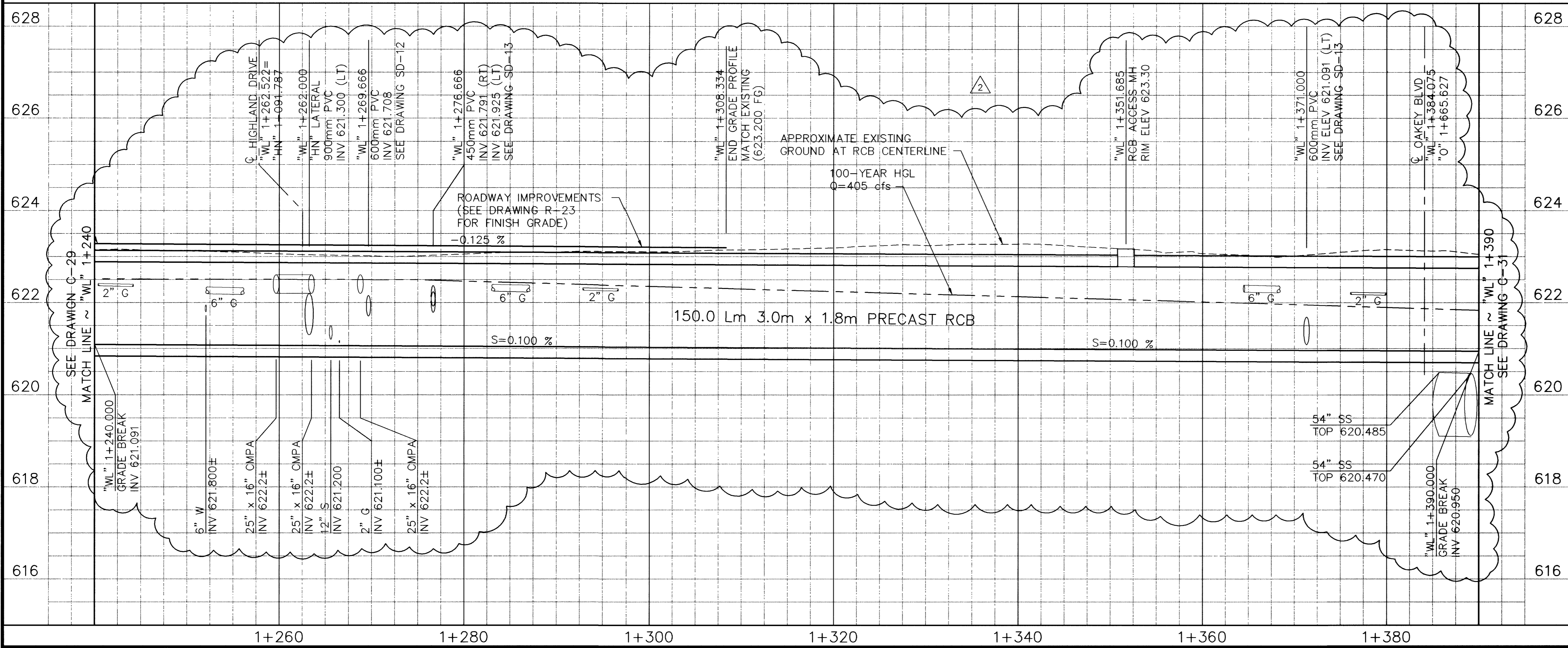


- REMOVAL ITEMS**
- [E] PLUG STORM DRAIN PIPE
 - [K] REMOVE DI
 - [P] REMOVE STORM DRAIN PIPE
- CONSTRUCTION ITEMS**
- 1 "WL" 1+240.000 TO "WL" 1+390.000 CONSTRUCT 3.0m x 1.8m PRECAST RCB
 - 2 "WL" 1+351.685, 1.120m LT CONSTRUCT RCB ACCESS MH SEE DRAWING S-20
 - 3 "WL" 1+341.988, 21.905m LT "WL" 1+359.009, 34.782m LT CONSTRUCT 3.0m DI TYPE "D" MOD. SEE DRAWING S-7
 - 4 "WL" 1+265.849, 9.072m LT "WL" 1+276.666, 12.159m RT "WL" 1+276.666, 4.662m LT CONSTRUCT 6.0m DI TYPE "D" MOD. SEE DRAWING S-7
 - 5 "WL" 1+345.988, 25.854m LT TO "WL" 1+371.000, 1.500m LT CONSTRUCT 600mm PVC
 - 6 "WL" 1+265.849, 9.072m LT TO "WL" 1+269.666, 1.500m LT "WL" 1+276.666, 4.662m LT TO "WL" 1+276.666, 1.500m LT "WL" 1+276.666, 12.159m RT TO "WL" 1+276.666, 1.500m RT "WL" 1+341.988, 21.905m LT TO "WL" 1+345.759, 25.854m LT "WL" 1+359.009, 39.782m LT TO "WL" 1+345.759, 25.854m LT CONSTRUCT 450 mm PVC
 - 7 "WL" 1+345.759, 25.854m LT CONSTRUCT TYPE I MH WITH 750mm FRAME AND COVER
 - 8 "WL" 1+383.304, 3.787m LT "WL" 1+391.041, 3.787m RT CONCRETE ENCASUREMENT SEE SECTION C-C

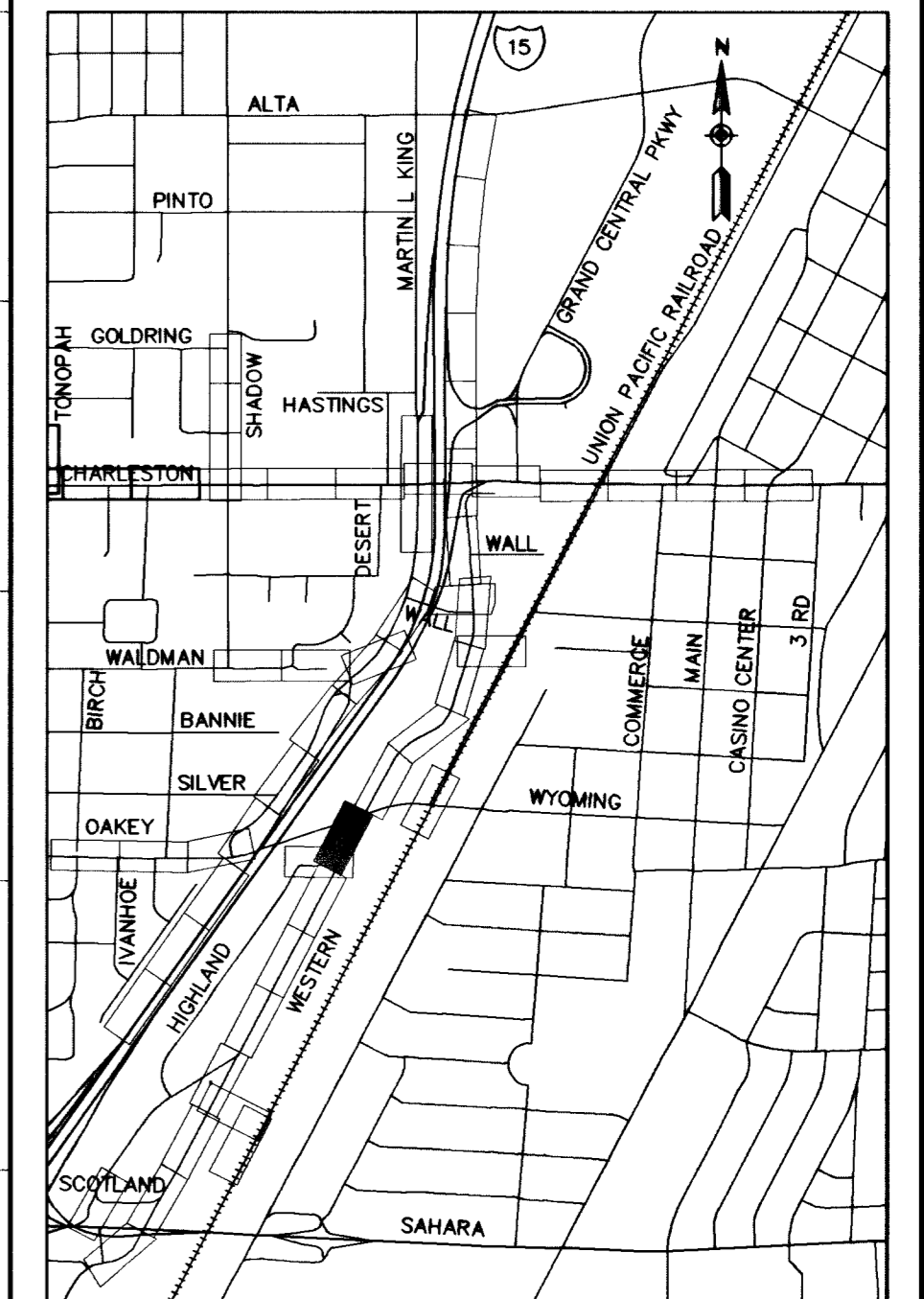
APPROVED FOR CONSTRUCTION

LAS VEGAS VALLEY WATER DISTRICT DATE




Call before you Dig. 1-800-277-2600 UNDERGROUND SERVICE (USA)

Call before you Overhead 563-6111 OVERHEAD SERVICE (USA)



DATE	REVISIONS
3/20/00	
5/03/01	
4/20/03	

SCALE (H)	SCALE (V)	DATE	DESIGN BY
1:250	1:50	DEC 17, 1999	BPP




DEPARTMENT OF PUBLIC WORKS

I-15 FREEWAY CHANNEL

CONSTRUCTION PLAN AND PROFILE

"WL" 1+240 TO "WL" 1+390



DRAWING No. 53

C-30