

- CONSTRUCTION ITEMS**
- ① "HN" 1+022.000, 7.200m RT CONSTRUCT 6.0m DI TYPE "D" MOD. SEE DRAWING S-7
  - "HN" 1+022.000, 6.600m LT
  - "HN" 1+064.000, 7.200m RT
  - ② "HN" 1+022.000, 1.500m LT CONSTRUCT TYPE I MH
  - "HN" 1+064.000, 1.500m LT
  - ③ "HN" 1+022.000, 7.200m RT TO CONSTRUCT 450mm PVC
  - "HN" 1+022.000, 1.500m LT
  - "HN" 1+022.000, 6.600m LT TO
  - "HN" 1+022.000, 1.500m LT
  - "HN" 1+064.000, 7.200m RT TO
  - "HN" 1+064.000, 1.500m LT
  - ④ "HN" 1+020.000, 1.500m LT TO CONSTRUCT 750mm PVC
  - "HN" 1+022.000, 1.500m LT
  - ⑤ "HN" 1+022.000, 1.500m LT TO CONSTRUCT 900mm PVC
  - "HN" 1+064.000, 1.500m LT
  - "HN" 1+064.000, 1.500m LT TO
  - "HN" 1+086.262, 1.695m LT

SEE DRAWING TS-9 FOR TYPICAL SECTIONS

SEE DRAWING R-30 FOR ROADWAY

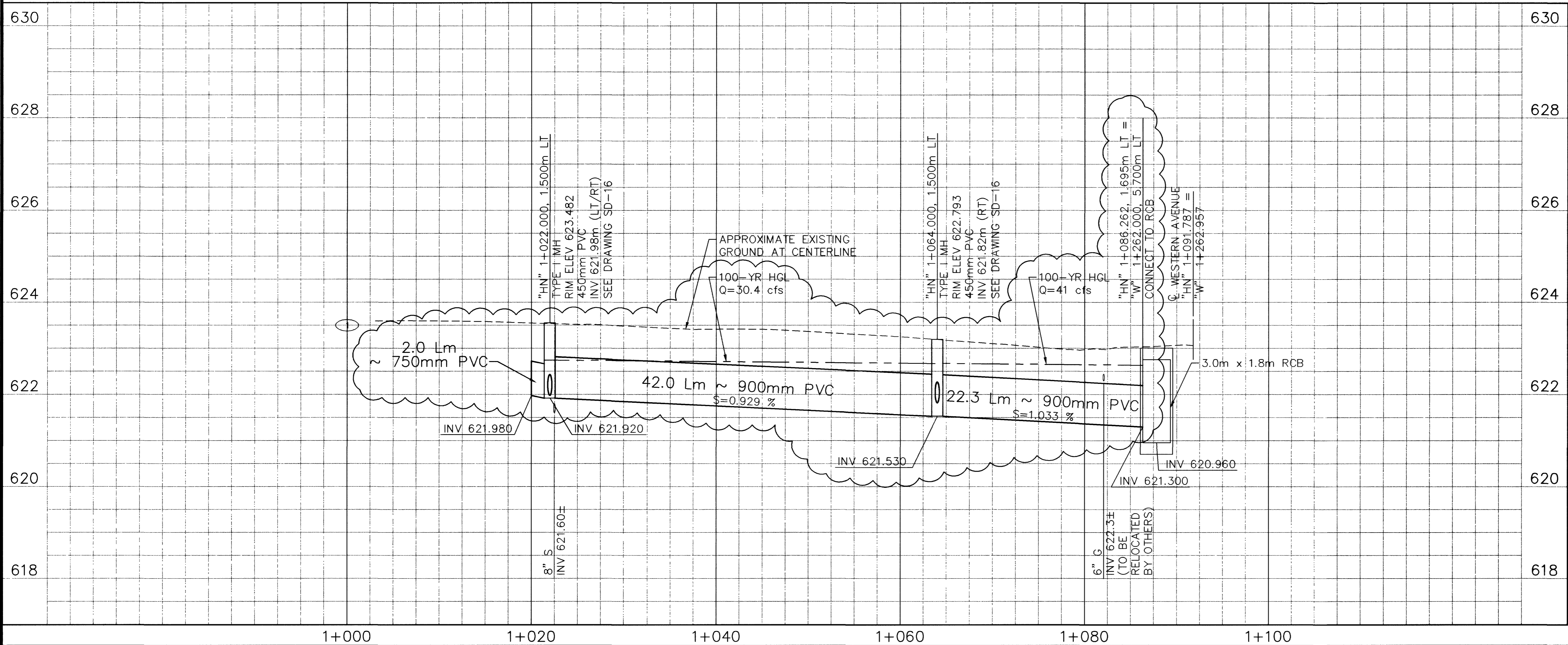
SEE DRAWING U-40 FOR WATER LINE RELOCATION

SEE DRAWING C-30 FOR WESTERN AVENUE

SEE DRAWING U-16 FOR SANITARY SEWER

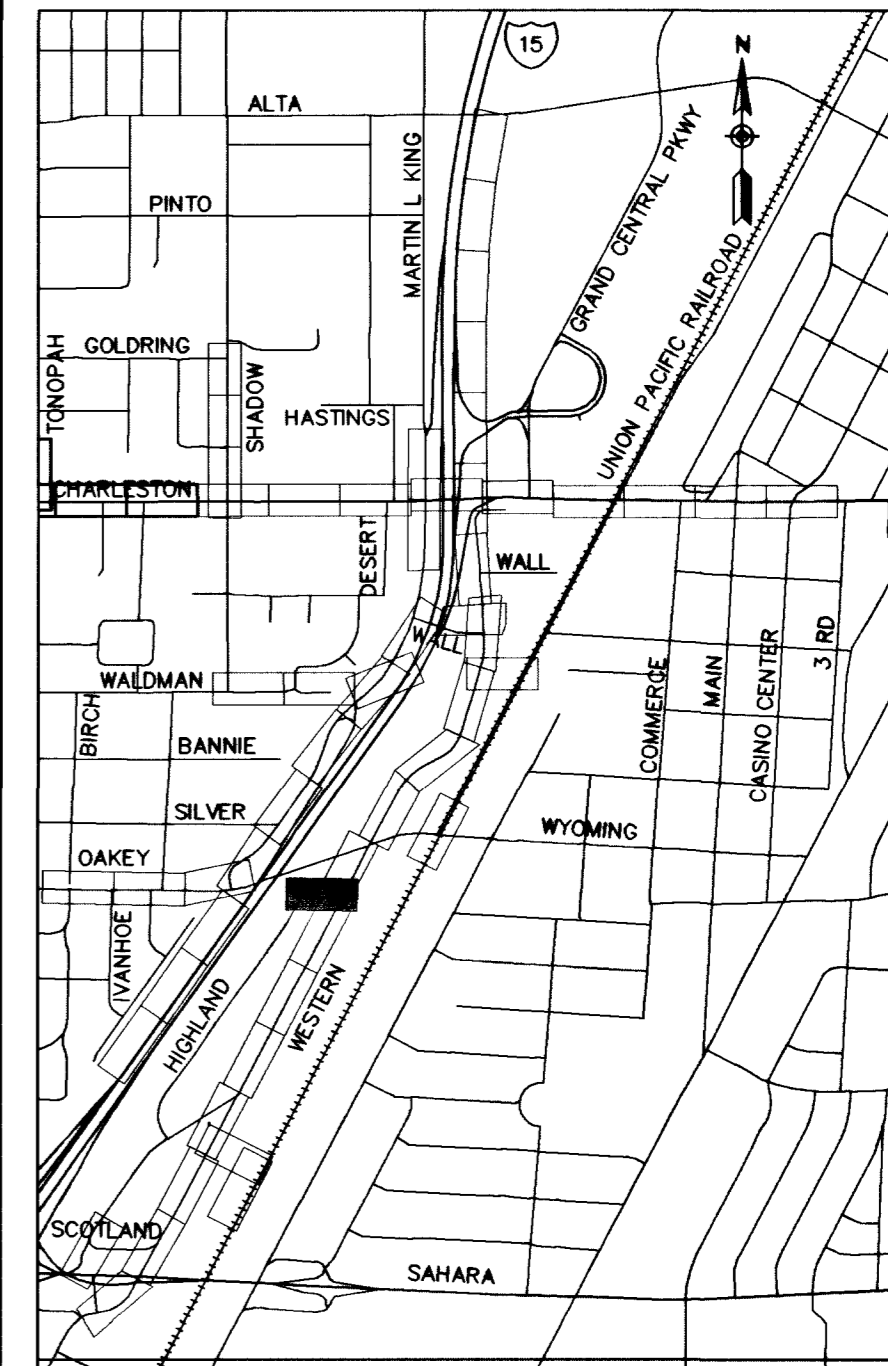
APPROVED FOR CONSTRUCTION

LAS VEGAS VALLEY WATER DISTRICT DATE




Call before you Dig. 1-800-277-2600 UNDERGROUND SERVICE (USA)

Call before you Overhead 563-6111 OVERHEAD SERVICE (USA)



DATE	REVISIONS
3/30/00	
10/2/00	
4/30/03	

SCALE (H)	SCALE (V)	DATE	DESIGN BY
1:250	1:50	DEC 17, 1999	BPP




**DEPARTMENT OF PUBLIC WORKS**

**I-15 FREEWAY CHANNEL**

**CONSTRUCTION PLAN AND PROFILE**

**"HN" 1+020 TO "HN" 1+091.787**



DRAWING No. **C-37**

60