

- REMOVAL ITEMS**
- [K] REMOVE DROP INLET
  - [P] REMOVE STORM DRAIN PIPE-PLUG END
  - [T] REMOVE MH
  - [X] REMOVE MEDIAN ISLAND
  - [Y] REMOVE/RELOCATE PALM TREES/LANDSCAPES
- CONSTRUCTION ITEMS**
- ① "XmL" 2+535.000 TO "XmL" 2+670.000 CONSTRUCT 3.0m x 2.1m PRECAST RCB
  - ② "XmL" 2+599.000, 1.043m RT CONSTRUCT RCB ACCESS MH
  - ③ "XmL" 2+537.291, 16.269m LT "XmL" 2+583.926, 10.434m RT "XmL" 2+583.926, 16.145m LT CONSTRUCT 6.0m DI TYPE "DM" MOD. SEE DRAWING S-70
  - ④ "XmL" 2+533.997, 10.466m RT TO "XmL" 2+540.000, 1.500m RT "XmL" 2+583.926, 10.434m RT TO "XmL" 2+587.912, 1.50m RT "XmL" 2+583.926, 16.145m LT TO "XmL" 2+587.912, 1.50m LT CONSTRUCT 750mm PVC
  - ⑤ "XmL" 2+533.997, 10.466m RT CONSTRUCT 3.0m DI TYPE "DM" MOD. SEE DRAWING S-70
  - ⑥ "XmL" 2+533.997, 16.269m LT TO "XmL" 2+540.000, 1.50m LT CONSTRUCT 1060mm PVC
  - ⑦ "XmL" 2+670.000 REMOVE EXISTING RCB END PLUG & CONNECT TO EXISTING RCB
  - ⑧ "XmL" 2+535.000 CONSTRUCT RCB END PLUG PER NDOT STD DWG B20.1.7
  - ⑩ "XmL" 2+555.40 TO "XmL" 2+680.000 CONSTRUCT NEW TACK-ON MEDIAN ISLAND PER USD 220

CURVE TABLE				
CURVE	DELTA	RADIUS	TANGENT	LENGTH
C1	15°22'48"	35.30	4.77	9.47
C2	17°12'54"	39.48	5.98	11.86
C3	10°03'06"	87.16	7.66	15.29
C4	10°03'06"	87.46	7.69	15.34

FOR CONTINUATION SEE SHEET C-39

NOTES: ALL MANHOLE RIM ELEVATIONS SHALL BE FLUSH WITH FINISHED AC PAVEMENT  
THIS DRAWING SUPERSEDES & REPLACES DRAWING C-32A

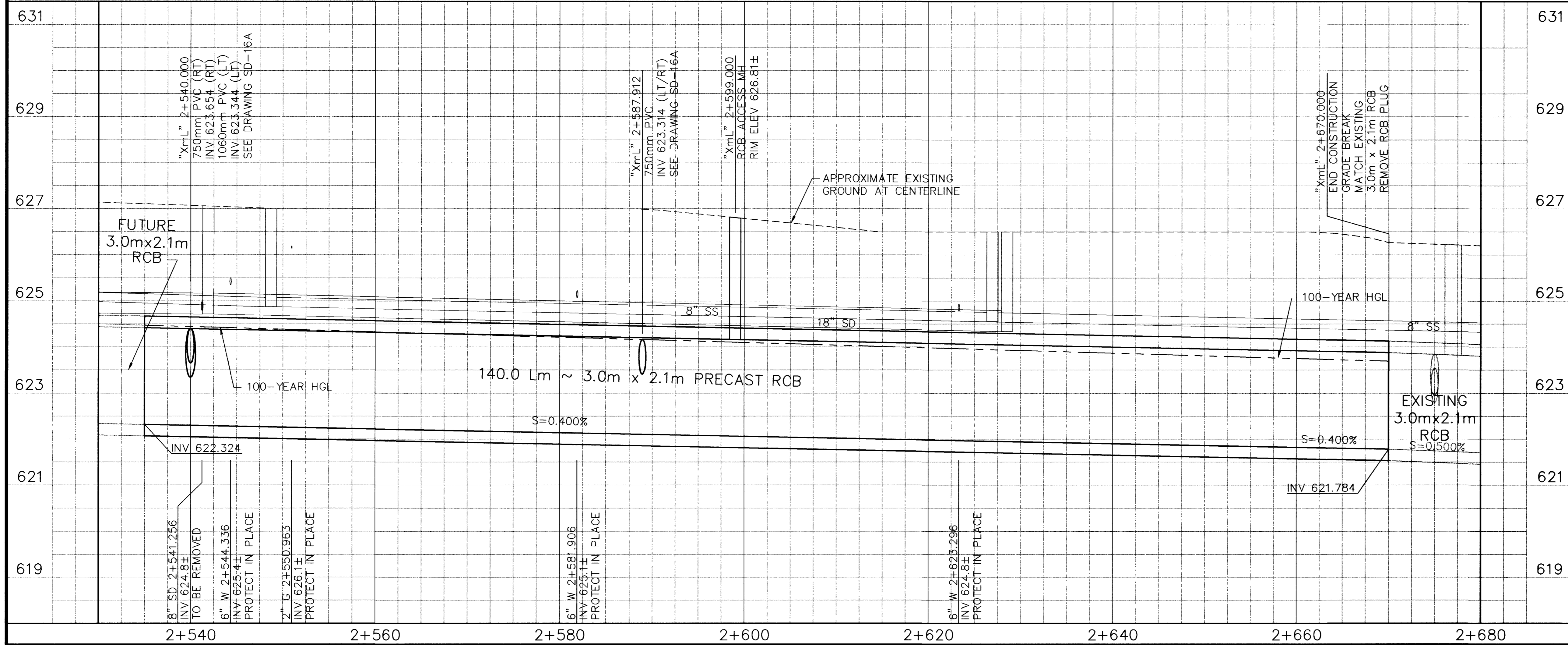
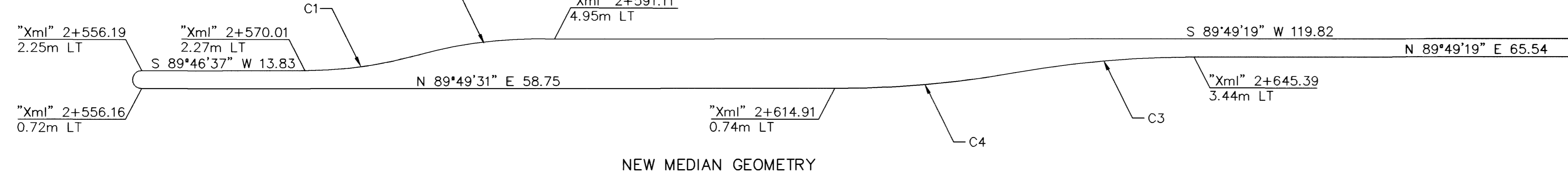

DATE: 6/25/02  
REVISIONS: 4/30/03

REVISIONS: REVISE DURING CONSTRUCTION RECORD DRAWING

PROJECT # 31604  
SCALE (V) 1:50  
SCALE (H) 1:250  
DATE: DEC 17, 1999  
DESIGN BY: SCH

**PARSONS BRINCKERHOFF**  
Las Vegas, Nevada

SCALE (H) 1:250  
F.L.D. BK. # N/A

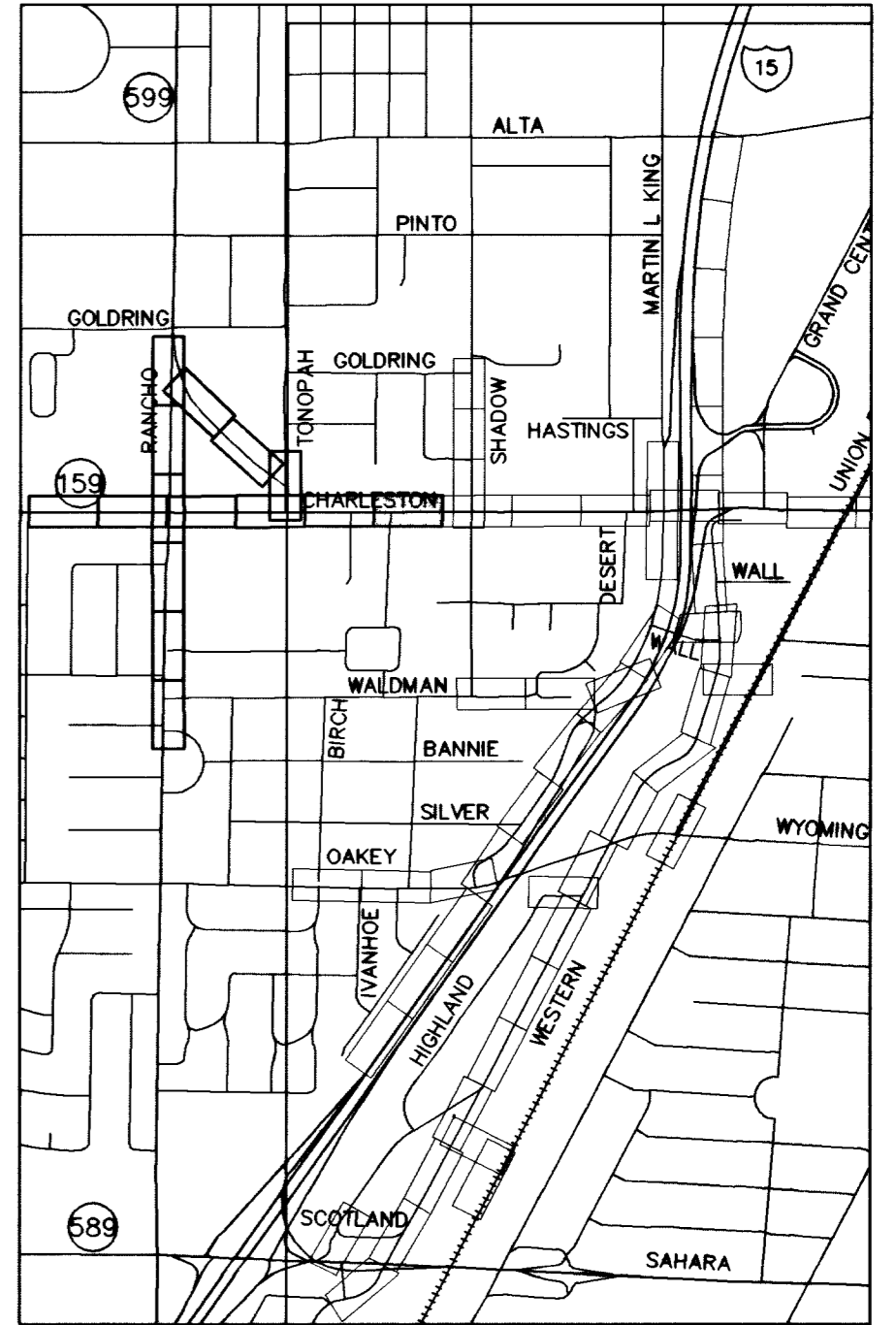


APPROVED FOR CONSTRUCTION


LAS VEGAS VALLEY WATER DISTRICT DATE

**Call before you Dig.**  
1-800-227-2600  
UNDERGROUND SERVICE (USA)

**Call before you Crane.**  
227-2929  
OVERHEAD SERVICE (USA)



**DEPARTMENT OF PUBLIC WORKS**  
I-15 FREEWAY CHANNEL  
CONSTRUCTION PLAN AND PROFILE  
"XmL" 2+530 TO "XmL" 2+680



DRAWING No. 61A  
**RECORD DRAWING METRIC**  
C-38A 241