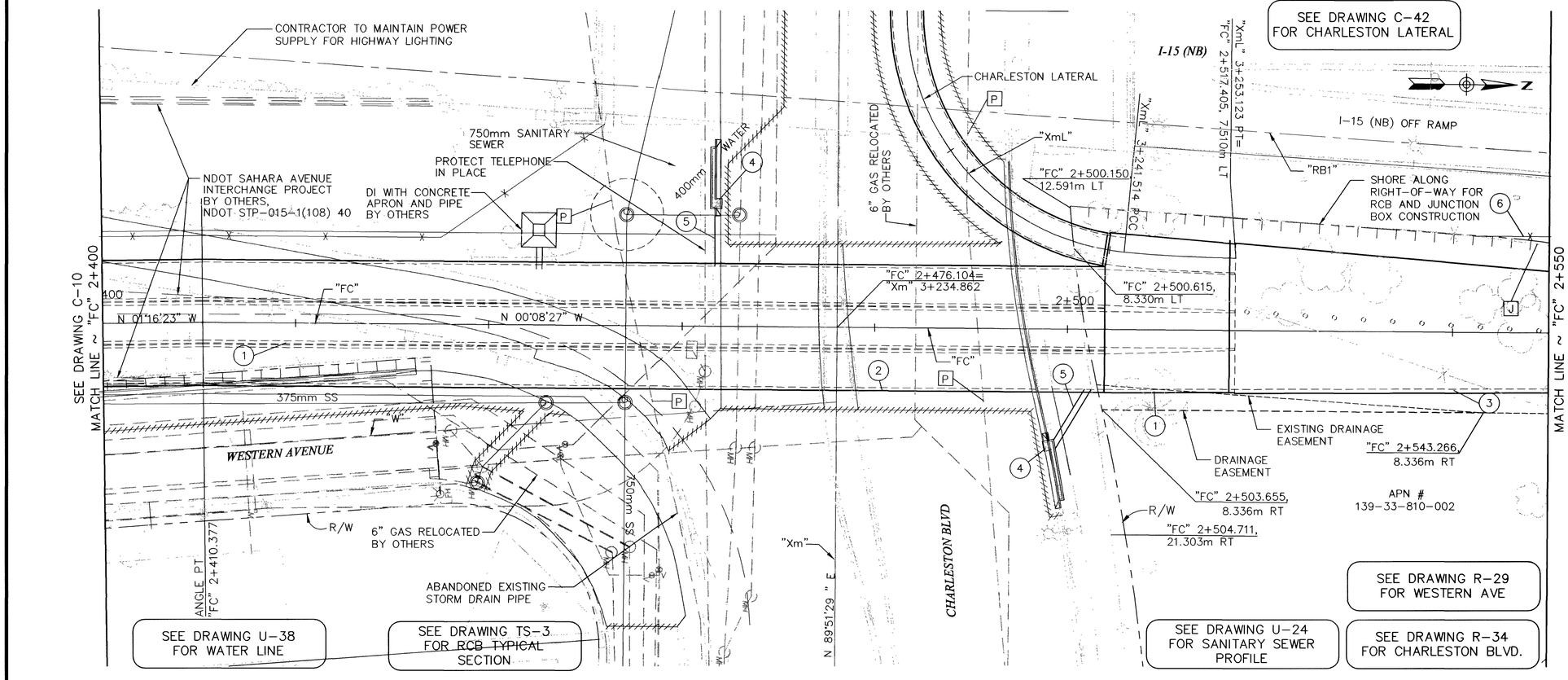

REMOVAL ITEMS

- [P] REMOVE STORM DRAIN PIPE
- [J] REMOVE AND RESTORE CHAIN LINK FENCE

CONSTRUCTION ITEMS

1	"FC" 2+503.865 TO "FC" 2+517.405	CONSTRUCT TRIPLE 3.7m x 3.0m PRECAST RCB SEE DRAWING S-13 (1)
2	"FC" 2+400.000 TO "FC" 2+503.865 (1)	CONSTRUCT TRIPLE 3.7m x 3.0m PRECAST RCB (1)
3	"FC" 2+517.405 TO "FC" 2+550.000	CONSTRUCT JUNCTION STRUCTURE NO. 3. SEE DRAWING S-13
4	"FC" 2+463.470, 12.750m LT "FC" 2+502.000, 12.070m RT	CONSTRUCT 6.0m DI TYPE "D" MOD. SEE DRAWING S-7A
5	"FC" 2+463.470, 12.750m LT TO "FC" 2+463.665, 5.780m LT "FC" 2+502.000, 12.070m RT TO "FC" 2+502.000, 5.780m RT	CONSTRUCT 600mm PVC
6	"FC" 2+542.142, 10.010m LT TO "FC" 2+550.000, 10.010m LT	CONSTRUCT TEMPORARY 1.8m CHAIN LINK FENCE

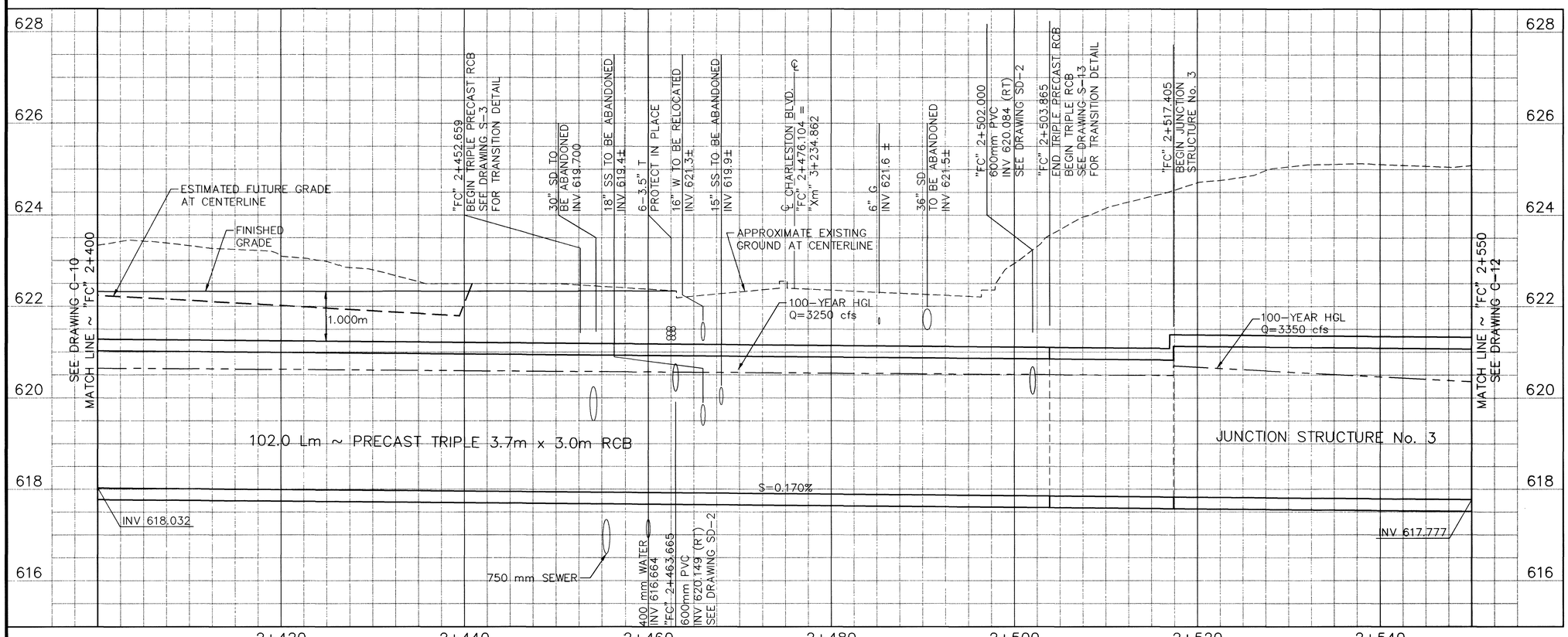

Call before you Dig. 1-800-277-2600 UNDERGROUND SERVICE (USA)
Call before you Overhead 563-6111 OVERHEAD SERVICE (USA)

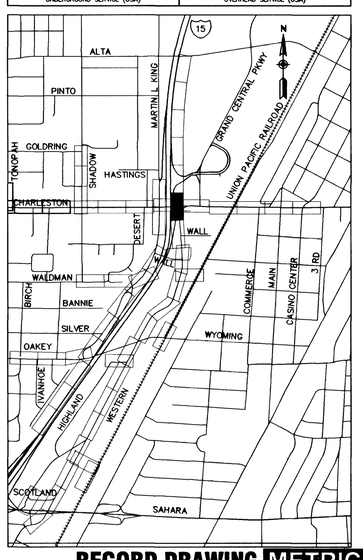

RECORD DRAWING METRIC

REVISIONS	DATE
ADDENDUM 2	3/30/00
RECORD DRAWING	04/30/03

SCALE (H) 1:250 | SCALE (V) 1:50 | PROJECT # 31604
FLD. BK. # N/A | DATE DEC 17, 1999 | DESIGN BY BPP

PARSONS BRINCKERHOFF
Las Vegas, Nevada

CITY OF LAS VEGAS NEVADA

DEPARTMENT OF PUBLIC WORKS

I-15 FREEWAY CHANNEL CONSTRUCTION PLAN AND PROFILE "FC" 2+400 TO "FC" 2+550

STATE OF NEVADA JOHN P. CLARK CIVIL No. 11515 PROFESSIONAL ENGINEER

DRAWING No. C-11 | 34/241

(K:)31604\Record-dwgs\c-11.dwg, 05/16/2003 02:54:20 PM, craftr

52479

327-V254