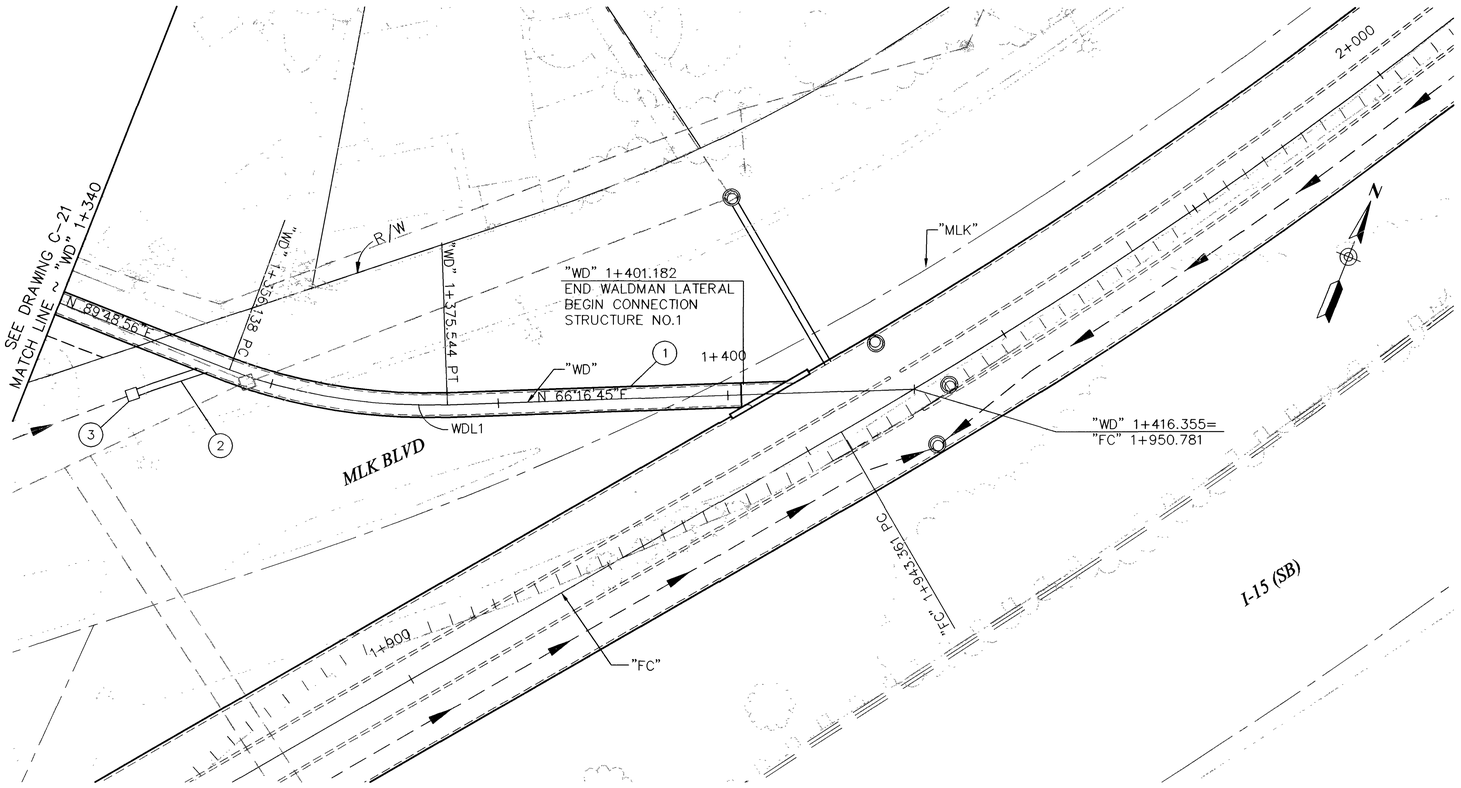

SEE DRAWING C-7
FOR FREEWAY CHANNEL

CONSTRUCTION ITEMS

1	"WD" 1+340.000 TO "WD" 1+401.383	CONSTRUCT 1.8m x 1.8m PRECAST RCB
2	"WD" 1+349.391, 5.117m RT TO "WD" 1+354.000, 0.900m RT	CONSTRUCT 600mm PVC
3	"WD" 1+349.391, 5.117m RT	CONSTRUCT NDOT TYPE 2 DI

"WD" CURVE DATA

No.	Δ	R	L	T
WD1	22°14'17"	50.000m	19.406m	9.827m

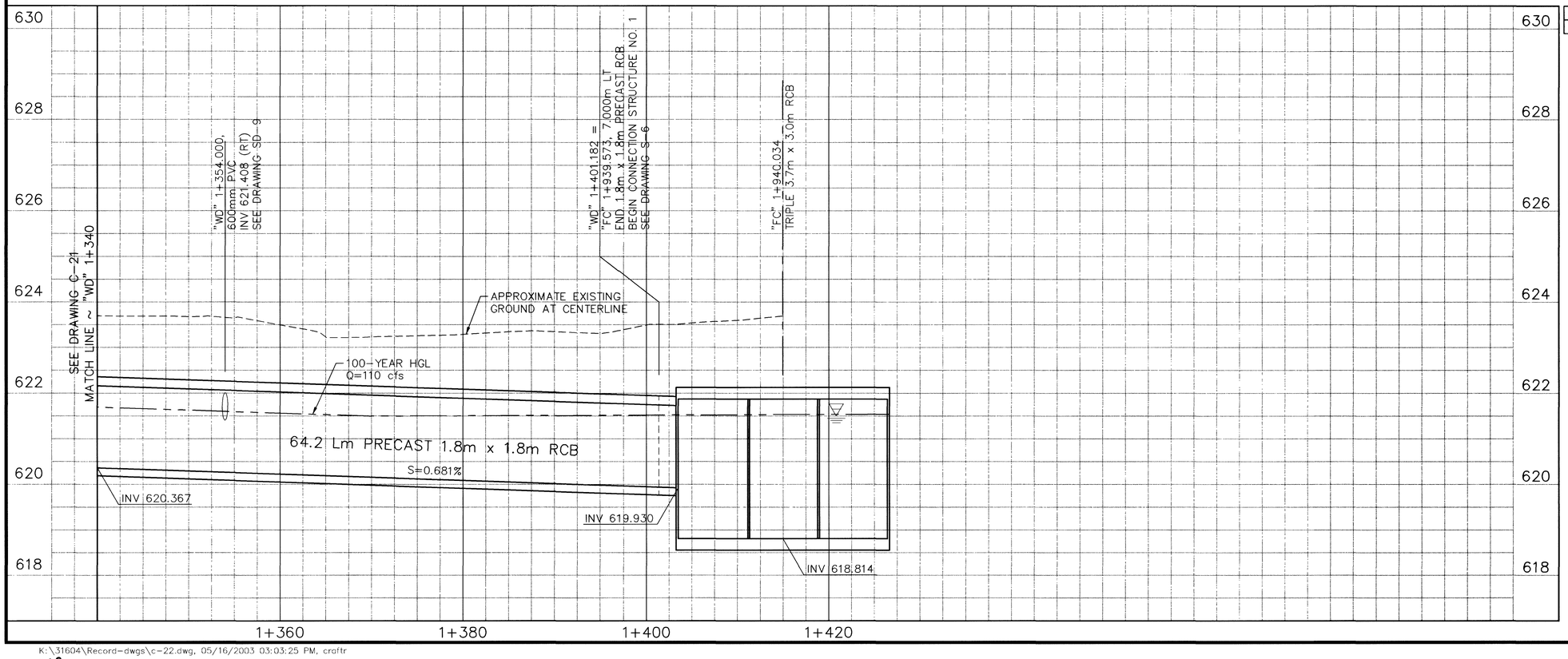

Call before you Dig.
1-800-277-2600
UNDERGROUND SERVICE (USA)

Call before you Overhead
563-6111
OVERHEAD SERVICE (USA)

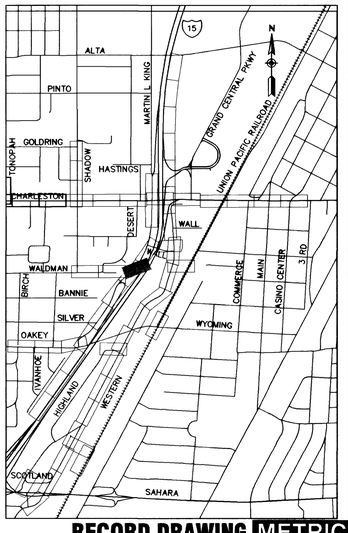

RECORD DRAWING METRIC

DATE	REVISIONS
4/30/03	RECORD DRAWING

PROJECT # 31604 | DESIGN BY BPP
SCALE (V) 1:50 | DATE DEC 17, 1999
SCALE (H) 1:250 | FLD. BK. # N/A

PARSONS BRINCKERHOFF
Las Vegas, Nevada

CITY OF LAS VEGAS NEVADA

DEPARTMENT OF PUBLIC WORKS

I-15 FREEWAY CHANNEL
CONSTRUCTION PLAN AND PROFILE
"WD" 1+340 TO "WD" 1+414

STATE OF NEVADA
JOHN P. CLARK
CIVIL
ENGINEER
PROFESSIONAL

DRAWING No. C-22
45 / 241

K:\31604\Record-dwgs\c-22.dwg, 05/16/2003 03:03:25 PM, craftr

52490

327-V254