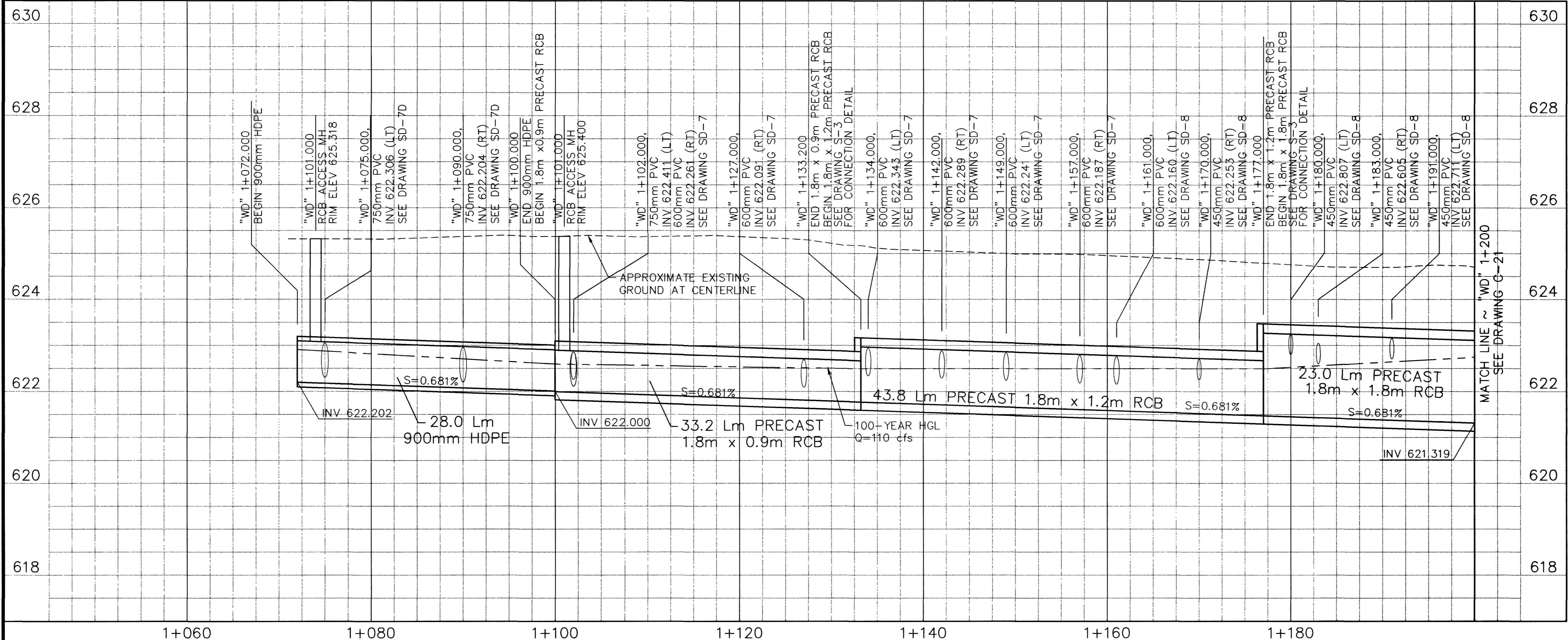




CONSTRUCTION ITEMS

1	"WD" 1+100.00 TO 1+133.200	CONSTRUCT 1.8m x 0.9m PRECAST RCB
2	"WD" 1+133.200 TO 1+177.000	CONSTRUCT 1.8m x 1.2m PRECAST RCB
3	"WD" 1+177.000 TO 1+200.000	CONSTRUCT 1.8m x 1.8m PRECAST RCB
4	"WD" 1+101.000, 0.300m LT TO 1+073.985, 1.597m LT	CONSTRUCT RCB ACCESS MH SEE DRAWING S-20
5	"WD" 1+102.000, 4.284m LT TO 1+134.000, 4.402m LT "WD" 1+149.000, 4.465m LT TO 1+161.000, 4.481m LT	CONSTRUCT 6.0m DI TYPE "D" MODIFIED SEE DRAWING S-7
6	"WD" 1+102.000, 4.284m LT TO 1+102.000, 0.900m LT "WD" 1+070.000, 4.182m LT TO 1+075.000, 1.933m LT "WD" 1+087.000, 5.258m RT TO 1+090.000, 0.143m RT	CONSTRUCT 750mm PVC
7	"WD" 1+102.000, 5.637m RT TO 1+102.000, 0.900m RT "WD" 1+127.000, 5.514m RT TO 1+127.000, 0.900m RT "WD" 1+127.000, 4.402m RT TO 1+134.000, 0.900m LT "WD" 1+142.000, 5.428m RT TO 1+142.000, 0.900m RT "WD" 1+149.000, 4.465m LT TO 1+149.000, 0.900m LT "WD" 1+161.000, 4.481m LT TO 1+161.000, 0.900m LT	CONSTRUCT 600mm PVC
8	"WD" 1+157.000, 5.387m RT TO 1+157.000, 0.900m RT "WD" 1+170.000, 5.358m RT TO 1+170.000, 0.900m RT "WD" 1+180.000, 4.558m LT TO 1+180.000, 0.900m LT "WD" 1+183.000, 5.258m RT TO 1+183.000, 0.900m RT "WD" 1+191.000, 4.568m LT TO 1+191.000, 0.900m LT	CONSTRUCT 450mm PVC
9	"WD" 1+100.000	CONSTRUCT RCB PLUG NDOT STD DRAWING B-20.1.7
10	"WD" 1+070.000, 4.182m LT TO 1+087.000, 5.258m RT	CONSTRUCT 6.0m DI TYPE "DM" SEE DRAWING S-7D
11	"WD" 1+072.000 TO 1+100.000	CONSTRUCT 900mm HDPE
12	"WD" 1+102.000, 5.637m RT TO 1+127.000, 5.514m RT "WD" 1+142.000, 5.428m RT TO 1+142.000, 0.900m RT "WD" 1+157.000, 5.387m RT TO 1+157.000, 5.387m RT "WD" 1+170.000, 5.358m RT TO 1+170.000, 5.358m RT "WD" 1+180.000, 4.558m LT TO 1+180.000, 5.258m RT "WD" 1+191.000, 4.568m LT	CONSTRUCT 6.0m DI TYPE "D" MODIFIED SEE DRAWING S-7A

DATE	3/29/20	5/21/02	5/31/01	4/29/23
REVISIONS	ADDENDUM 2	ADDENDUM 1	MEMO TO DESIGNER NO. 28	RECORD DRAWING
PROJECT #	31604	DESIGN BY	SCH	
SCALE (V)	1:50	DATE	DEC 17, 1999	
SCALE (H)	1:250	F.L.D. BK. #	N/A	



APPROVED FOR CONSTRUCTION

LAS VEGAS VALLEY WATER DISTRICT DATE

Call before you Dig. 1-800-277-2600 UNDERGROUND SERVICE (USA)

Call before you Overhead 563-6111 OVERHEAD SERVICE (USA)

DEPARTMENT OF PUBLIC WORKS

I-15 FREEWAY CHANNEL

CONSTRUCTION PLAN AND PROFILE

"WD" 1+100 TO "WD" 1+200

