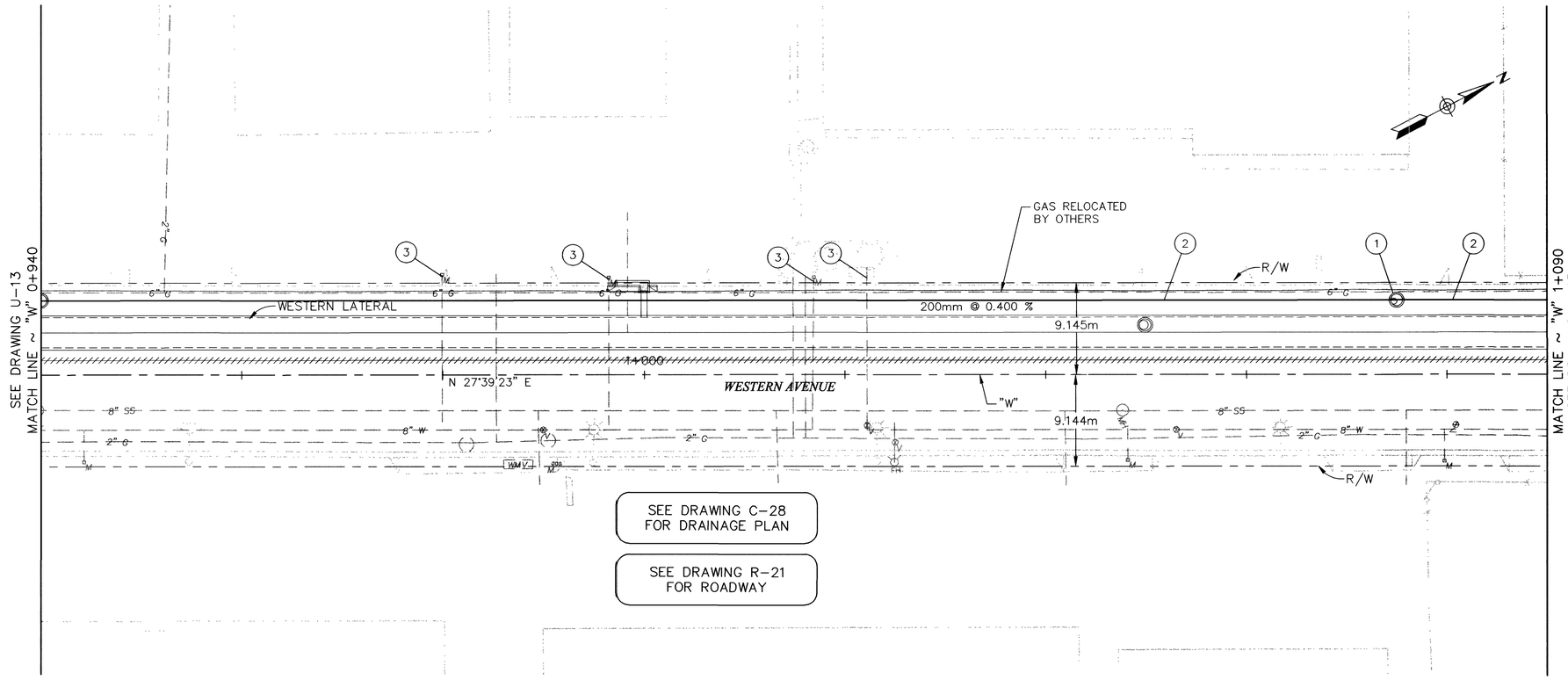

CONSTRUCTION ITEMS

1	"W" 1+075.000, 7.400m LT	CONSTRUCT TYPE I SANITARY SEWER MH
2	"W" 0+940.000, 7.400m LT TO "W" 1+075.000, 7.400m LT "W" 1+075.000, 7.400m LT TO "W" 1+090.000, 7.400m LT	CONSTRUCT 200mm SANITARY SEWER PIPE
3	"W" 0+980.000 LT "W" 0+996.500 LT "W" 1+022.200 LT "W" 1+016.740 LT	RECONNECT EX WATER SERVICE PER LVVWD UDS PLATE No. 1B OR 1D

NOTE:

CONTRACTOR SHALL COORDINATE TIMING OF WATER SERVICE SHUT DOWN WITH PROPERTY OWNER

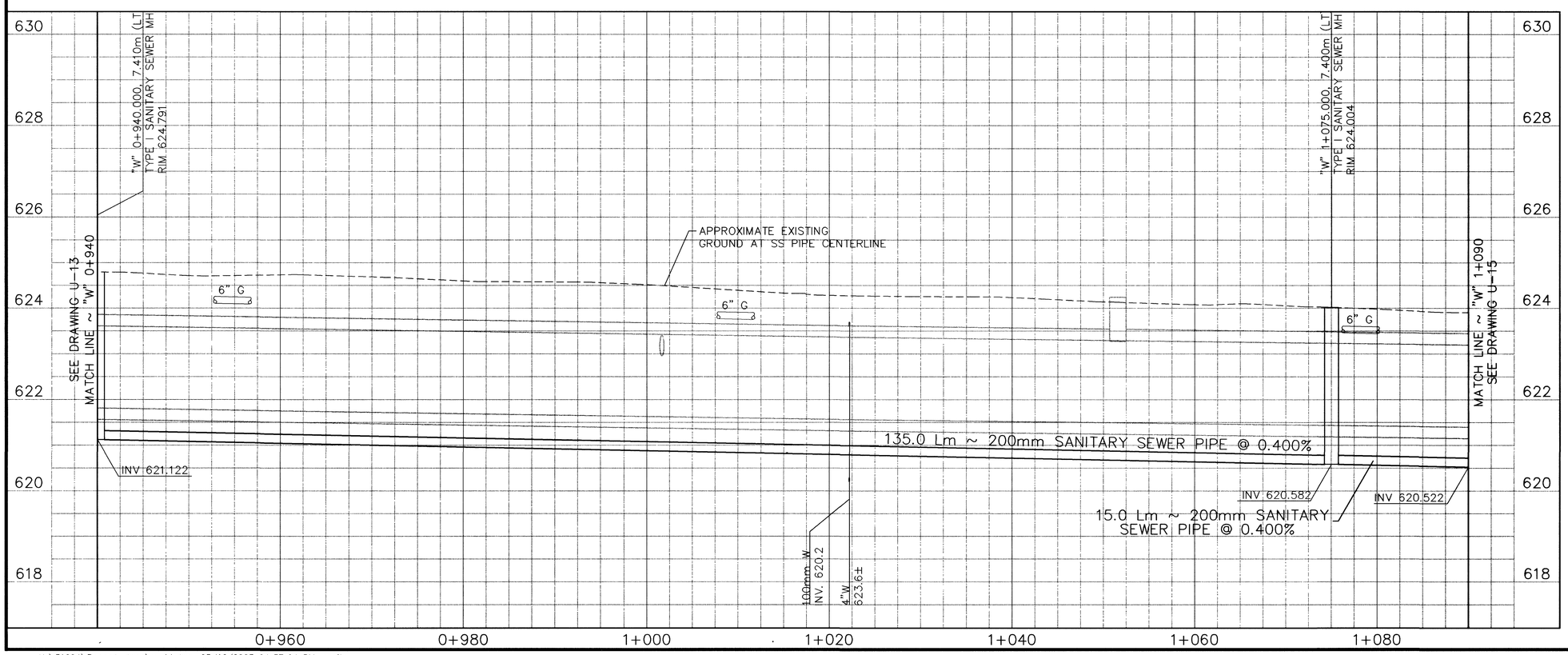

APPROVED FOR CONSTRUCTION

LAS VEGAS VALLEY WATER DISTRICT DATE

Call before you Dig. 1-800-277-2600 UNDERGROUND SERVICE (USA)

Call before you Overhead 563-6111 OVERHEAD SERVICE (USA)

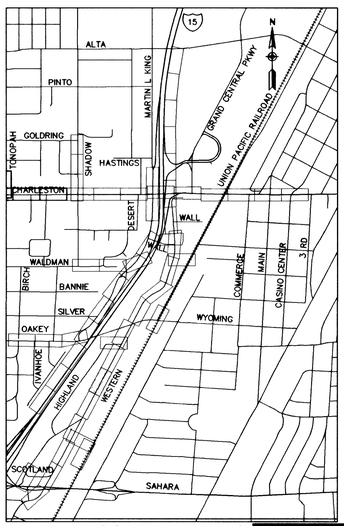

RECORD DRAWING METRIC

REVISIONS	DATE

SCALE (H) 1:250 | SCALE (V) 1:50 | PROJECT # 31604
FLD. BK. # N/A | DATE DEC 17, 1999 | DESIGN BY KFN

PARSONS BRINCKERHOFF Los Vegas, Nevada

CITY OF LAS VEGAS NEVADA

DEPARTMENT OF PUBLIC WORKS

I-15 FREEWAY CHANNEL
UTILITY RELOCATION (WESTERN BLVD)
"W" 0+940 TO "W" 1+090

STATE OF NEVADA JOHN P. CLARK No. 11151 PROFESSIONAL ENGINEER

DRAWING No. U-14 | 173/241

K:\31604\Record-dwgs\u-14.dwg, 05/16/2003 04:37:04 PM, craftr

52687

327-V254