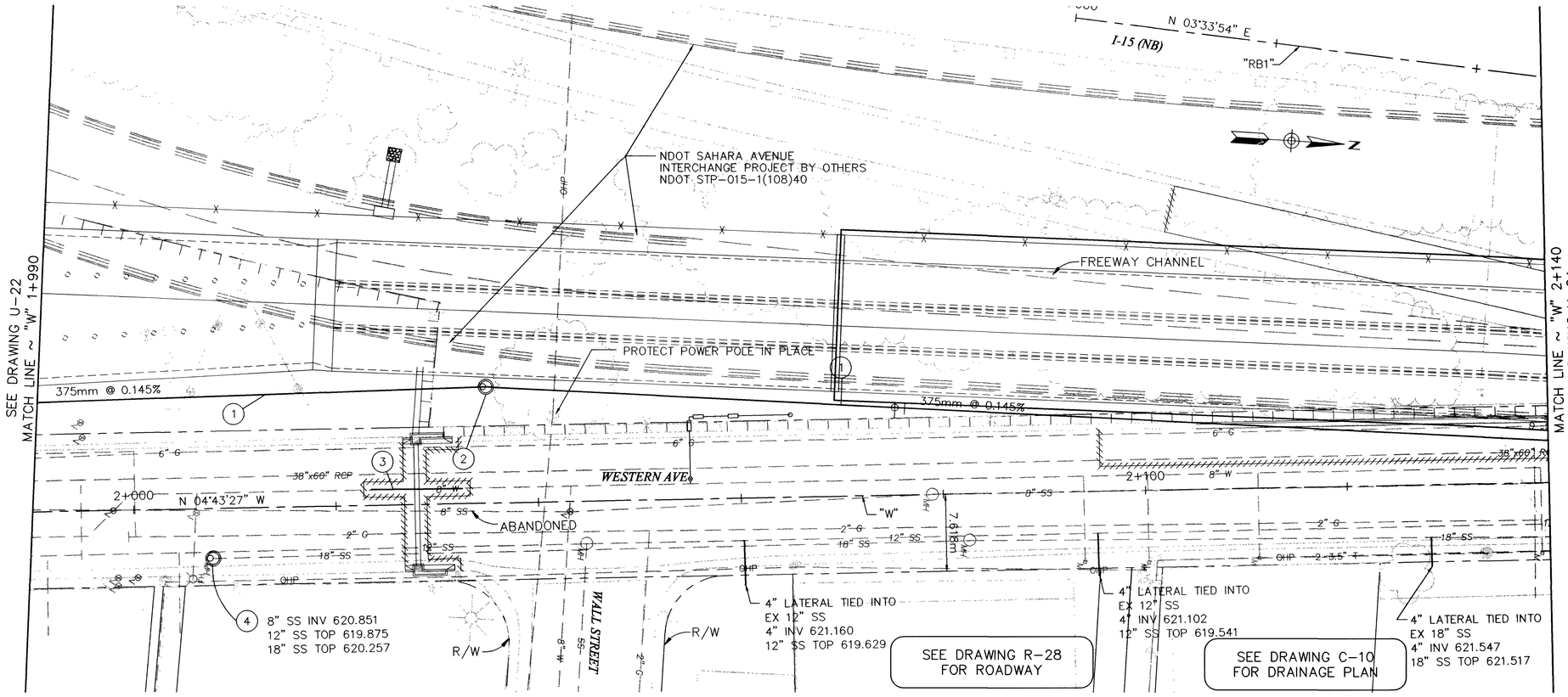

CONSTRUCTION ITEMS

1	"W" 1+990.000, 10.500m LT TO "W" 2+035.000, 11.500m LT "W" 2+035.000, 11.500m LT TO "W" 2+140.000, 4.169m LT	CONSTRUCT 375mm SANITARY SEWER PIPE
2	"W" 2+035.000, 11.500m LT	CONSTRUCT TYPE I SANITARY SEWER MANHOLE
3	"W" 2+027.980, 1.500m RT	RELOCATE 200mm WATER LINE SEE DETAIL DRAWING U-40
4	"W" 2+008.000	CONSTRUCT TYPE 1 SS DROP MH

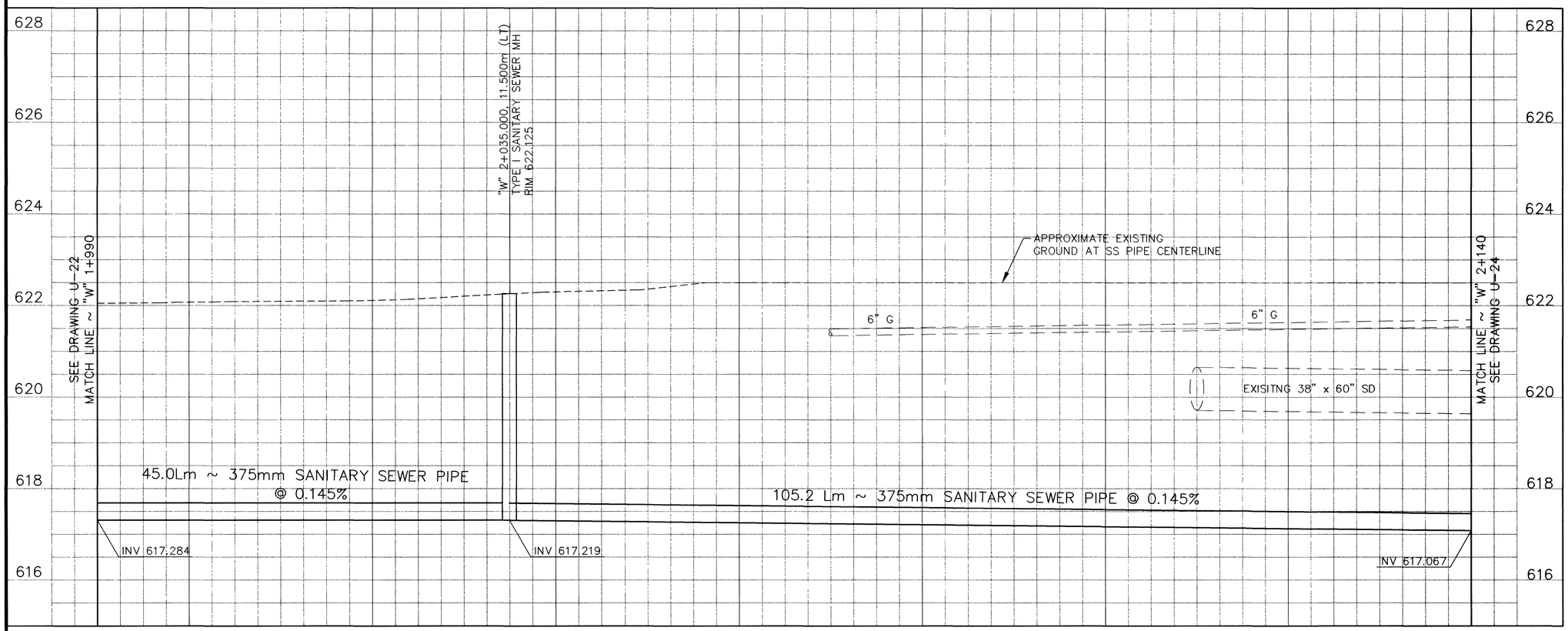

APPROVED FOR CONSTRUCTION

LAS VEGAS VALLEY WATER DISTRICT DATE

Call before you Dig. 1-800-277-2600 UNDERGROUND SERVICE (USA)

Call before you Overhead 563-6111 OVERHEAD SERVICE (USA)

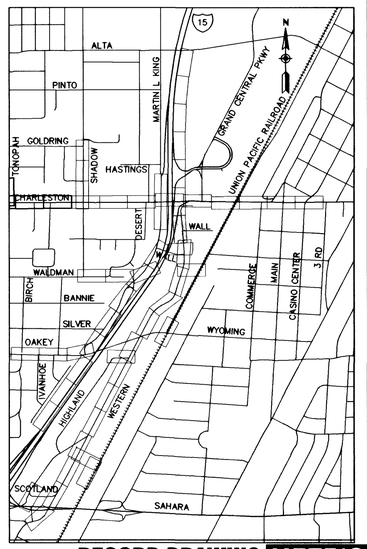

RECORD DRAWING METRIC

REVISIONS	DATE
RECORD DRAWING	4/30/03

SCALE (H) 1:250 | SCALE (V) 1:50 | PROJECT # 31604
FLD. BK. # N/A | DATE DEC 17, 1999 | DESIGN BY BPP

PARSONS BRINCKERHOFF
Las Vegas, Nevada

CITY OF LAS VEGAS NEVADA

DEPARTMENT OF PUBLIC WORKS

I-15 FREEWAY CHANNEL
UTILITY RELOCATION (WESTERN AVE)
"W" 1+990 TO "W" 2+140

STATE OF NEVADA PROFESSIONAL ENGINEER JOHN P. CLARK CIVIL No. 11519

DRAWING No. U-23 | 182/241

K:\31604\Record-dwgs\u-23.dwg, 05/16/2003 04:44:30 PM, craftr

327-V254