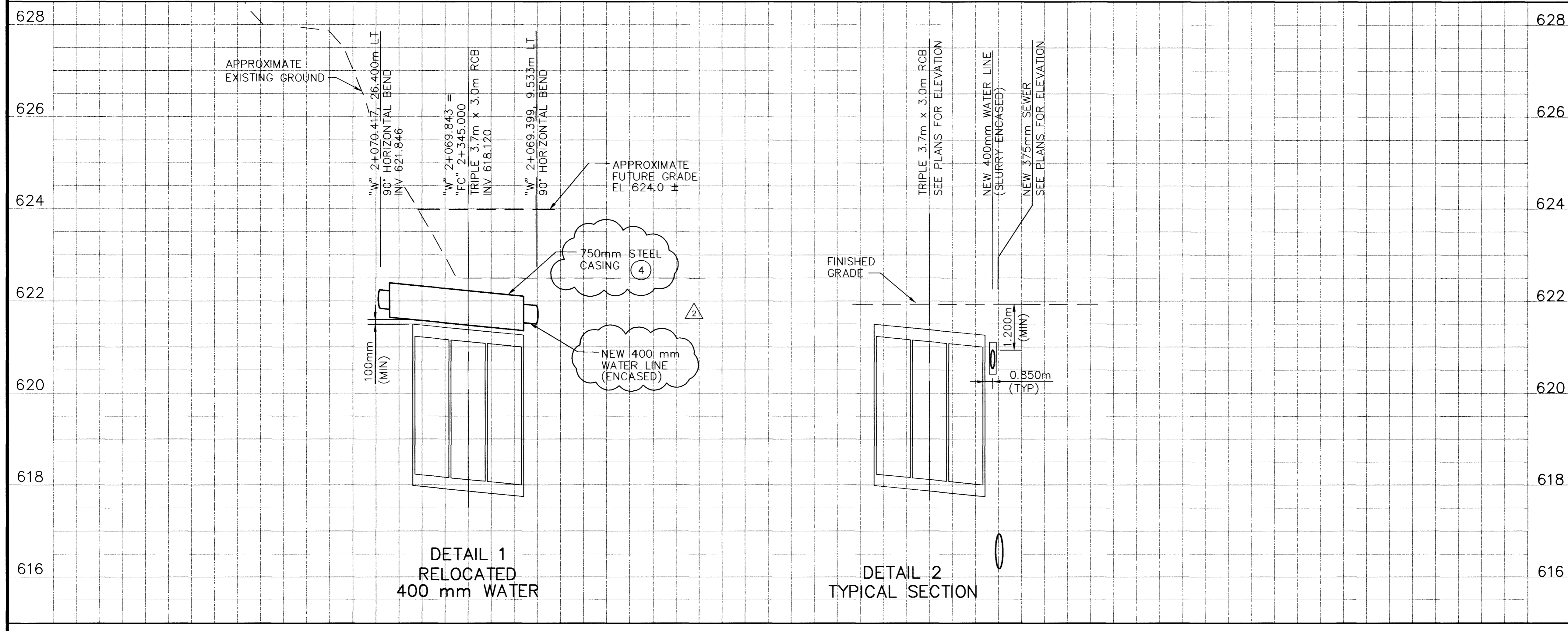


- CONSTRUCTION ITEMS**
- ① "W" 2+069.399, 9.533m LT TO 2+070.417, 26.400m LT INSTALL 400mm WATER PIPE (DUCTILE IRON) SEE DETAIL THIS SHEET
  - ② "W" 2+171.062, 2.438m RT TO 2+194.968, 17.716m LT CUT AND CONNECT TO EXISTING 16" W
  - ④ "W" 2+069.450, 10.381m LT TO 2+070.386, 25.889m LT INSTALL 750mm STEEL CASING PER DETAIL DWG U-40
  - ⑤ "W" 2+075.321, 8.683m LT INSTALL 400mm x 100mm TEE & PLUG
  - ⑥ "W" 2+054.996, 1.801m LT WET TAP EXISTING 8" ACP WITH 2" SERVICE PER UDACS STANDARD PLATE 1D
  - ⑦ "W" 2+054.996, 6.772m LT INSTALL 2" WATER METER BEHIND BACK OF CURB PER UDACS STANDARD PLATE 1D
  - ⑧ "W" 2+054.996, 8.150m LT TO 2+064.996, 8.150m LT INSTALL 3" IRRIGATION LINE TO EXISTING 4" PVC IRRIGATION RISER
  - ⑨ "W" 2+064.996, 8.150m LT CONNECT 3" PVC (CLASS 150) IRRIGATION LINE TO EXISTING 4" PVC IRRIGATION RISER
  - ⑩ "W" 2+059.336, 8.150m LT INSTALL 2" RAINBIRD "E-Z RAIN" BATTERY OPERATED SOLENOID CONTROLLER VALVE IN TRAFFIC RATED VALVE BOX
  - ⑪ "W" 2+055.881, 8.150m LT INSTALL 2" RPPA PER UDACS STANDARD PLATE 11A
- MATERIALS LIST**
- ① 400mm DIA DIP, 90° HORIZONTAL BEND
  - ② 400mm DIA DIP, 45° HORIZONTAL BEND
  - ③ 400mm DIA DIP x 100mm TEE WITH 10 mm PLUG

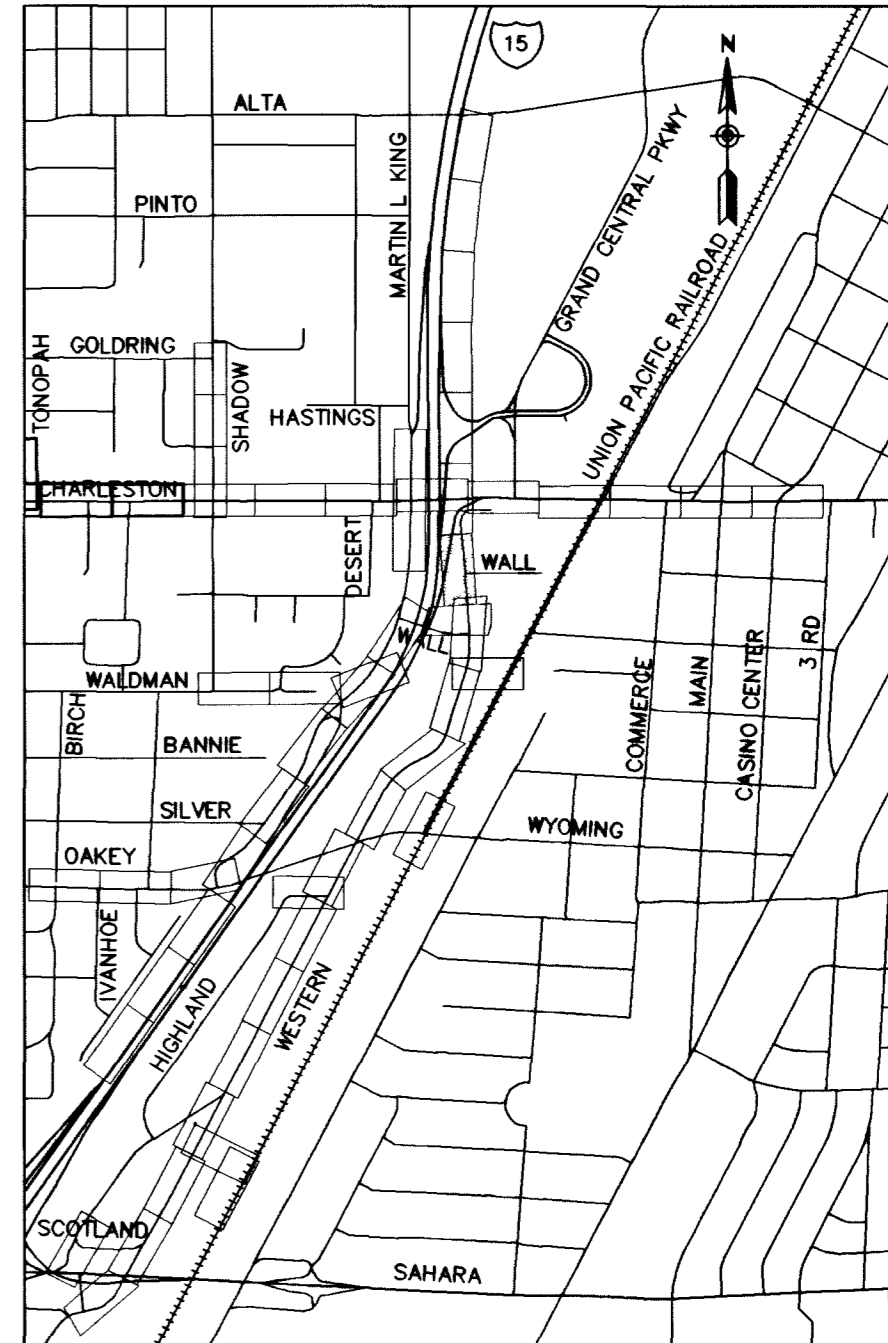
SEE DRAWINGS C-10 AND C-11 FOR DRAINAGE PLAN

APPROVED FOR CONSTRUCTION  
 LAS VEGAS VALLEY WATER DISTRICT DATE \_\_\_\_\_




**Call before you Dig.**  
 1-800-227-2600  
 UNDERGROUND SERVICE (USA)

**Call before you Crane.**  
 227-2929  
 OVERHEAD SERVICE (USA)



DATE	REVISIONS
8/03/00	
7/10/01	
	400 mm WATER LINE REVISION
	400 mm WATER LINE REVISION

SCALE (H) 1:250  
 SCALE (V) 1:50  
 FLD. BK. # N/A  
 PROJECT # 31604  
 DATE DEC 17, 1999  
 DESIGN BY Rgk



**DEPARTMENT OF PUBLIC WORKS**  
 I-15 FREEWAY CHANNEL  
 400mm WATER LINE RELOCATION  
 CHARLESTON/WESTERN

DRAWING No. U-38A