

- REMOVAL ITEMS**
- 1 REMOVE MANHOLE
- CONSTRUCTION ITEMS**
- 1 "Xm" 3+410.000, 22.248m RT TO CONSTRUCT 750mm SANITARY SEWER PIPE (MICROTUNNEL)
 - 2 "Xm" 3+489.796, 25.319m RT CONSTRUCT TYPE I SANITARY SEWER MH
 - 3 "Xm" 3+414.309, 20.992m RT CONSTRUCT T-LOCK LINED SANITARY SEWER MH
 - 2 "Xm" 3+492.227, 26.960m RT
 - 4 "Xm" 3+410.000, 20.983m RT TO CONSTRUCT 200mm SANITARY SEWER PIPE
 - "Xm" 3+414.309, 20.992m RT TO
 - "Xm" 3+414.309, 20.992m RT TO
 - "Xm" 3+489.796, 25.319m RT
 - "Xm" 3+489.796, 25.319m RT TO
 - "Xm" 3+492.227, 26.960m RT
 - 5 "Xm" 3+423.497, RT RECONNECT EX SANITARY SEWER LATERAL

NOTE:

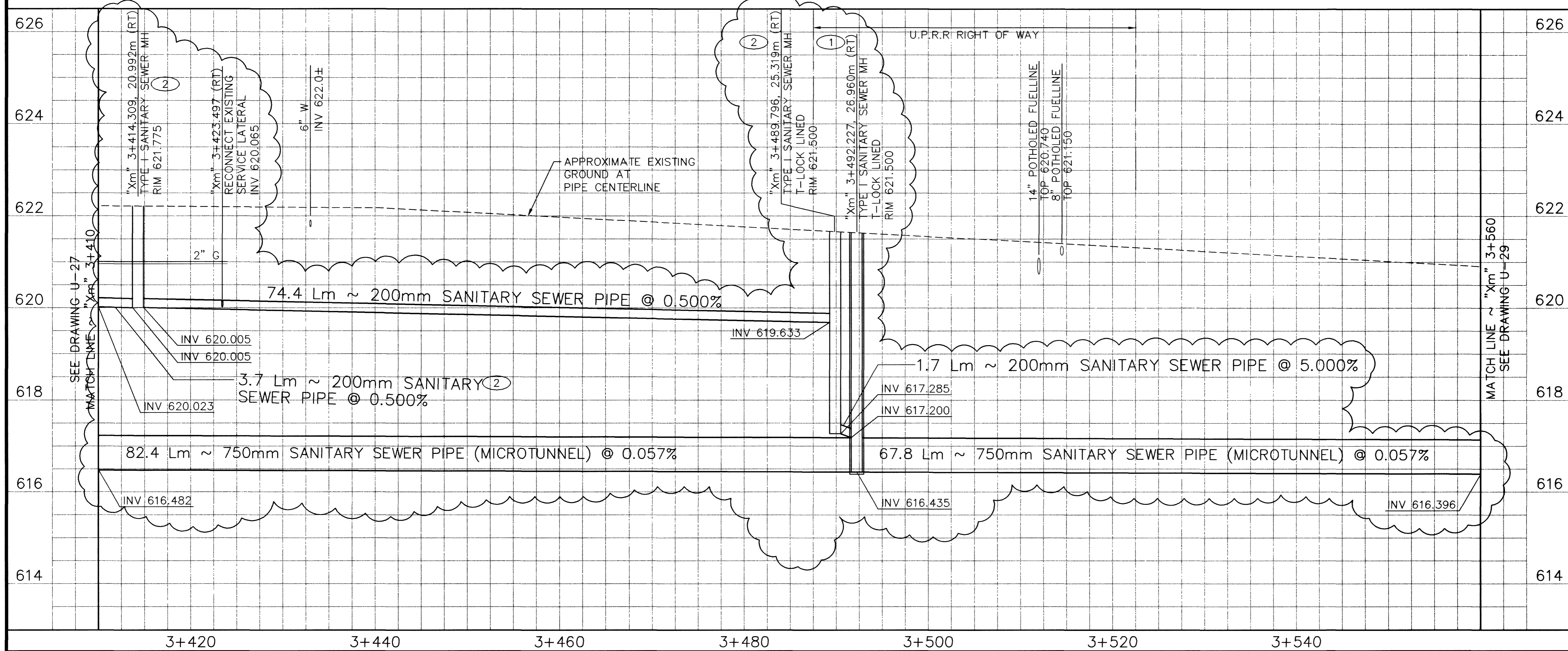
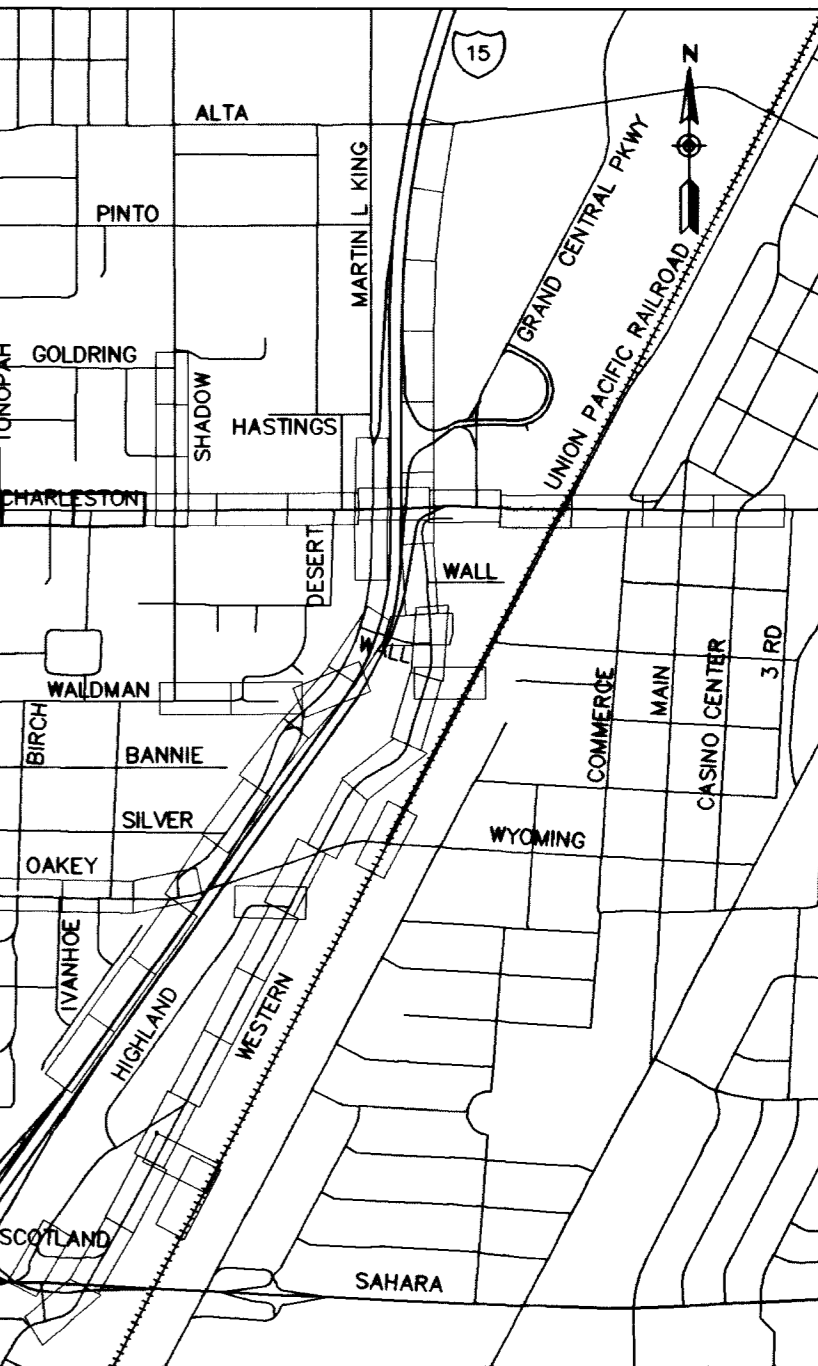
1 CONTRACTOR SHALL FIELD VERIFY WHETHER SANITARY SEWER SERVICE LATERAL HAS BEEN ABANDONED

APPROVED FOR CONSTRUCTION

LAS VEGAS VALLEY WATER DISTRICT DATE


Call before you Dig.
1-800-227-2600
UNDERGROUND SERVICE (USA)

Call before you Crane
227-2929
OVERHEAD SERVICE (USA)



DATE	REVISIONS
8/24/00	
4/14/01	
4/20/03	

SCALE (H)	SCALE (V)	PROJECT #	DESIGN BY
1:250	1:50	31864	KFN
FLD. BK. #	DATE		
N/A	DEC 17, 1998		



DEPARTMENT OF PUBLIC WORKS

I-15 FREEWAY CHANNEL

UTILITY RELOCATION

"Xm" 3+410 TO "Xm" 3+560

RECORD DRAWING METRIC

DRAWING No. 187
U-28