PERMANENT PAVEMENT DELINEATION LEGEND

1. TYPE I CENTERLINE PER CCPW USD DWG 244
2. TRANSITION SECTION PER CCPW USD DWG 245
4. TYPE 4 LANE LINE PER CCPW USD DWG 244A
5. 150mm SOLID WHITE PAINT OR TAPE PARKING LINE
5. 150mm SOLID YELLOW PAINT OR TAPE PARKING LINE
5. 600mm SOLID YELLOW TAPE CHEVRONS
5. INSTALL "ARROWS", "ONLY", & "STOP" USING TYPE 2 MARKING FILM

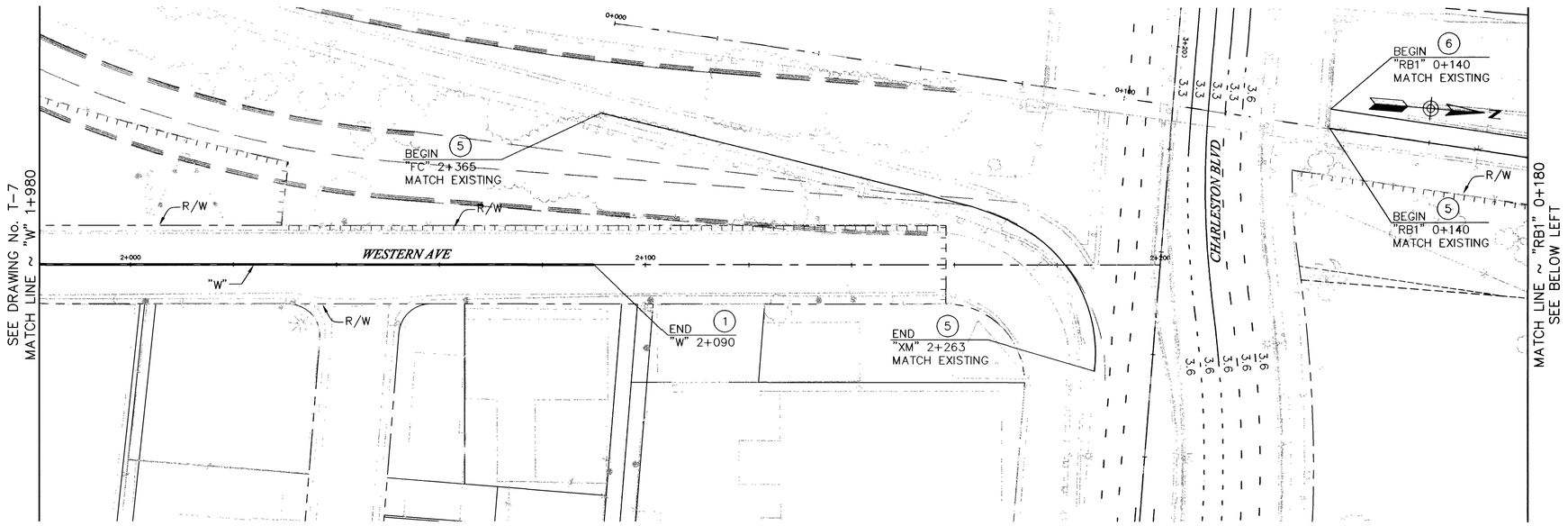

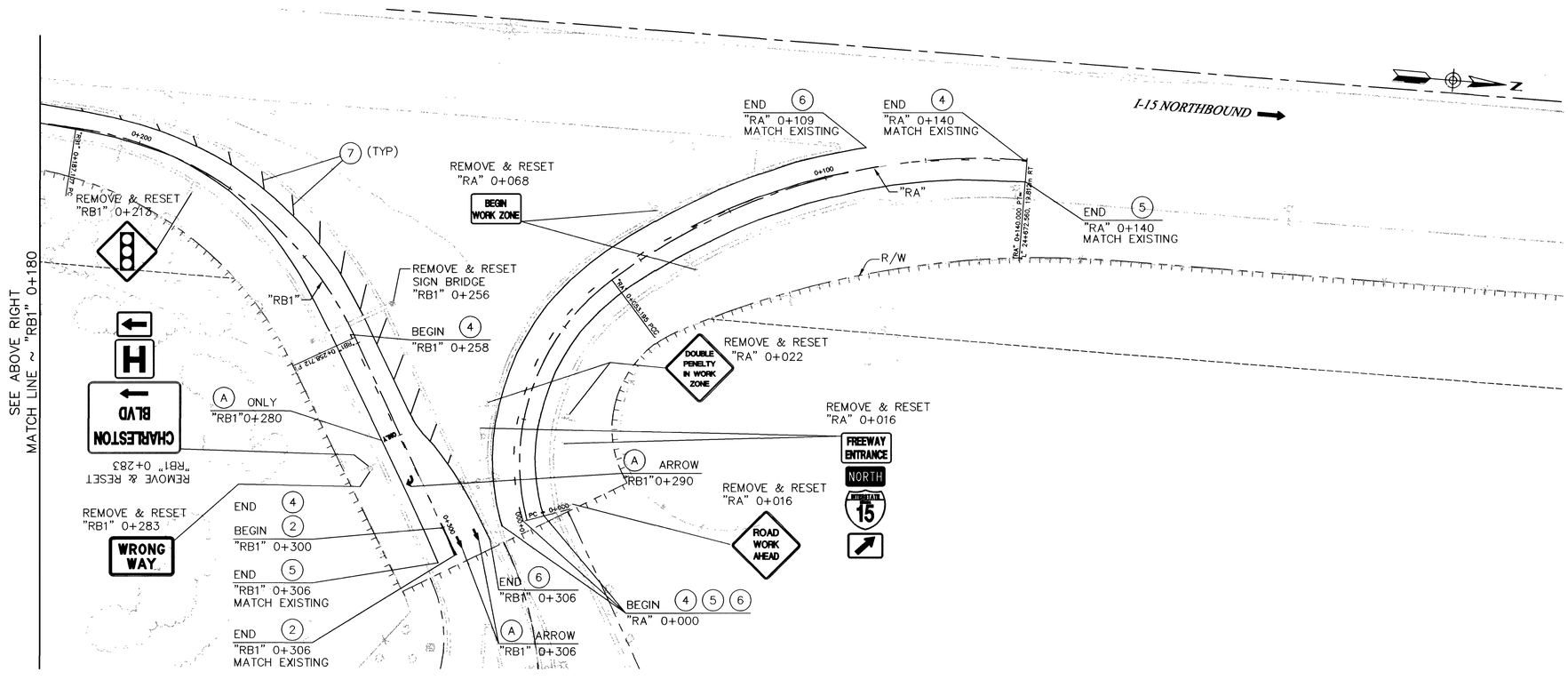

Call before you Dig. 1-800-277-2600 UNDERGROUND SERVICE (USA)

Call before you Overhead 563-6111 OVERHEAD SERVICE (USA)

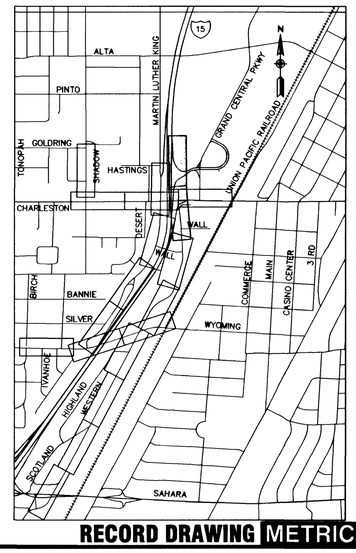

RECORD DRAWING METRIC

REVISIONS	DATE
RECORD DRAWING	4/30/03

SCALE (H) 1:500 | SCALE (V) N/A | PROJECT # 31604
FLD. BK. # N/A | DATE DEC 17, 1999 | DESIGN BY KHN

PARSONS BRINCKERHOFF
Las Vegas, Nevada

CITY OF LAS VEGAS NEVADA

DEPARTMENT OF PUBLIC WORKS

I-15 FREEWAY CHANNEL SIGNING AND STRIPING PLAN "W" 1+980 TO "x" x+xxx

ENGINEER STATE OF NEVADA JOHN P. CLARK CIVIL No. 11507 PROFESSIONAL

DRAWING No. T-8 | 232/241

K:\31604\Record-dwgs\t-08.dwg, 05/16/2003 04:14:18 PM, craftr

526809

327-V254