

GENERAL NOTES

- EXISTING UTILITIES ARE SHOWN ON THE PLANS ONLY FOR THE CONVENIENCE OF THE CONTRACTOR. THE CONTRACTOR SHALL BEAR FULL RESPONSIBILITY FOR THE PROTECTION OF ALL UTILITIES AND THE ENGINEER BEARS NO RESPONSIBILITY FOR UTILITIES NOT SHOWN ON THE PLANS OR NOT IN THE LOCATION SHOWN ON THE PLANS. (CALL BEFORE YOU DIG: 800-227-2600).
- THE CONTRACTOR SHALL, AT HIS OWN EXPENSE, LOCATE ALL OVERHEAD AND UNDERGROUND INTERFERENCES WHICH MAY AFFECT HIS OPERATION DURING CONSTRUCTION AND SHALL TAKE ALL NECESSARY PRECAUTIONS TO AVOID DAMAGE TO SAME. THE CONTRACTOR SHALL USE EXTREME CAUTION WHEN WORKING NEAR OVERHEAD OR UNDERGROUND FACILITIES SO AS TO SAFELY PROTECT ALL PERSONNEL AND EQUIPMENT, AND SHALL BE RESPONSIBLE FOR ALL COSTS AND LIABILITY IN CONNECTION THEREWITH.
- THE CONTRACTOR SHALL NOT DAMAGE EXISTING IMPROVEMENTS WHICH ARE TO REMAIN IN PLACE. IMPROVEMENTS OR STRUCTURES DAMAGED BY THE CONTRACTOR'S OPERATIONS SHALL BE REPAIRED OR RECONSTRUCTED SATISFACTORY TO THE OWNER AT THE EXPENSE OF THE CONTRACTOR.
- THE CONTRACTOR SHALL PROVIDE ALL NECESSARY VERTICAL TRANSITIONS BETWEEN NEW CONSTRUCTION AND EXISTING IMPROVEMENTS IN ORDER TO PROVIDE FOR PROPER DRAINAGE AND INGRESS AND EGRESS TO THE SITE. THE EXTENT OF TRANSITIONS WILL BE DETERMINED BY THE COUNTY ENGINEER.
- ALL CONSTRUCTION SHALL BE AS SHOWN ON THESE PLANS, ANY ALTERATIONS SHALL HAVE THE PRIOR WRITTEN APPROVAL OF THE ENGINEER.
- THE CONTRACTOR SHALL CONSTRUCT THE STREETS IN ACCORDANCE WITH THE CLARK COUNTY STANDARD DRAWINGS UNLESS OTHERWISE NOTED.
- THE CONTRACTOR SHALL APPLY FOG SEAL ONLY AFTER ALL CORRECTIONS AND ADJUSTMENTS HAVE BEEN MADE.
- THE CONTRACTOR SHALL NOT BACKFILL ANY TRENCHES IN WHICH WATERLINES HAVE BEEN UNCOVERED UNTIL THE WATERLINES HAVE BEEN INSPECTED BY THE LAS VEGAS VALLEY WATER DISTRICT.
- UTILITY COMPANY METER BOXES, MANHOLE LIDS, VALVE COVERS, ETC. SHALL BE LOCATED OUT OF DRIVEWAYS, DRIVEWAY APRONS, FLOWLINES, AND VALLEY GUTTERS UNLESS WRITTEN APPROVAL IS GRANTED BY THE UTILITY COMPANY.
- TYPE V CEMENT SHALL BE USED IN ALL CONCRETE WORK.
- THE CONTRACTOR SHALL TAKE ALL PRECAUTIONS NECESSARY TO PROTECT EXISTING PERMANENT SURVEY MONUMENTS. ALL MONUMENTS DISTURBED SHALL BE REPLACED AND ADJUSTED PER AVAILABLE RECORDS IN ACCORD WITH N.R.S. STATUTE NO. 625.550.
- CONSTRUCTION STAKING: GRADE STAKES WILL BE BASED ON THE TOP OF THE RESPECTIVE STAKE OR NAIL. THREE CONSECUTIVE POINTS THAT ARE SHOWN TO BE ON THE SAME RATE OF SLOPE MUST BE USED IN COMMON IN ORDER THAT ANY VARIATION OUT OF A PERFECT STRAIGHT GRADE MAY BE DETECTED. THE CONTRACTOR SHALL NOTIFY THE ENGINEER/SURVEYOR IMMEDIATELY IF A DISCREPANCY IS FOUND.

CLARK COUNTY DEPARTMENT OF DEVELOPMENT SERVICES CIVIL ENGINEERING DIVISION NOTES

INSPECTIONS ARE REQUIRED. CALL 24 HOURS IN ADVANCE, 455-4610. YOUR PERMIT, APPROVED PLANS AND BARRACADE PLANS FOR THIS WORK MUST BE ON THE JOB SITE AT ALL TIMES.

EXACT LOCATION OF ALL SAW-CUT LINES SHALL BE DETERMINED IN THE FIELD BY A CLARK COUNTY INSPECTOR.

CURB AND GUTTER WITH A GRADE OF LESS THAN FOUR TENTHS OF ONE PERCENT SHALL BE CONSTRUCTED BY FORMING. EACH JOINT SHALL BE CHECKED FOR PROPER GRADE PRIOR TO CONSTRUCTION AND WATER TESTED AS SOON AS POSSIBLE AFTER CONSTRUCTION.

FINAL ASPHALTIC CONCRETE (AC) PAVEMENT SURFACES SHALL BE ONE-HALF (1/2") INCH ABOVE THE LIP OF THE GUTTER (INCLUDING OPEN GRADE).

ALL OFF-SITE IMPROVEMENT CONSTRUCTION SHALL CONFORM TO THE "UNIFORM STANDARD SPECIFICATIONS AND STANDARD DRAWINGS CLARK COUNTY AREA NEVADA" AND "CLARK COUNTY SUPPLEMENT TO UNIFORM STANDARD DRAWINGS AND SPECIFICATIONS", LATEST REVISIONS.

PRIVATE STREETS, CURB & GUTTER AND VALLEY GUTTERS SHOWN ON THESE PLANS ARE TO BE INSPECTED BY A CLARK COUNTY INSPECTOR.

WHEEL CHAIR RAMPS SHALL BE CONSTRUCTED IN EACH QUADRANT OF AN INTERSECTION PER STANDARD DRAWING 235. EXACT LOCATION OF RAMPS SHALL BE DETERMINED IN THE FIELD BY A CLARK COUNTY INSPECTOR.

PROPER SIGNS, BARRIERS, AND LIGHTS SHALL BE PLACED AND MAINTAINED IN ACCORDANCE WITH THE LATEST "MANUAL OF UNIFORM TRAFFIC CONTROL DEVICES FOR STREETS AND HIGHWAYS". TRAFFIC, SCHOOL, OR STREET SIGNS OF ANY KIND ARE NOT TO BE MOVED FOR ANY REASONS WITHOUT FIRST COORDINATING WITH THE DEPARTMENT OF DEVELOPMENT SERVICES, CIVIL ENGINEERING DIVISION INSPECTOR @ 455-4613.

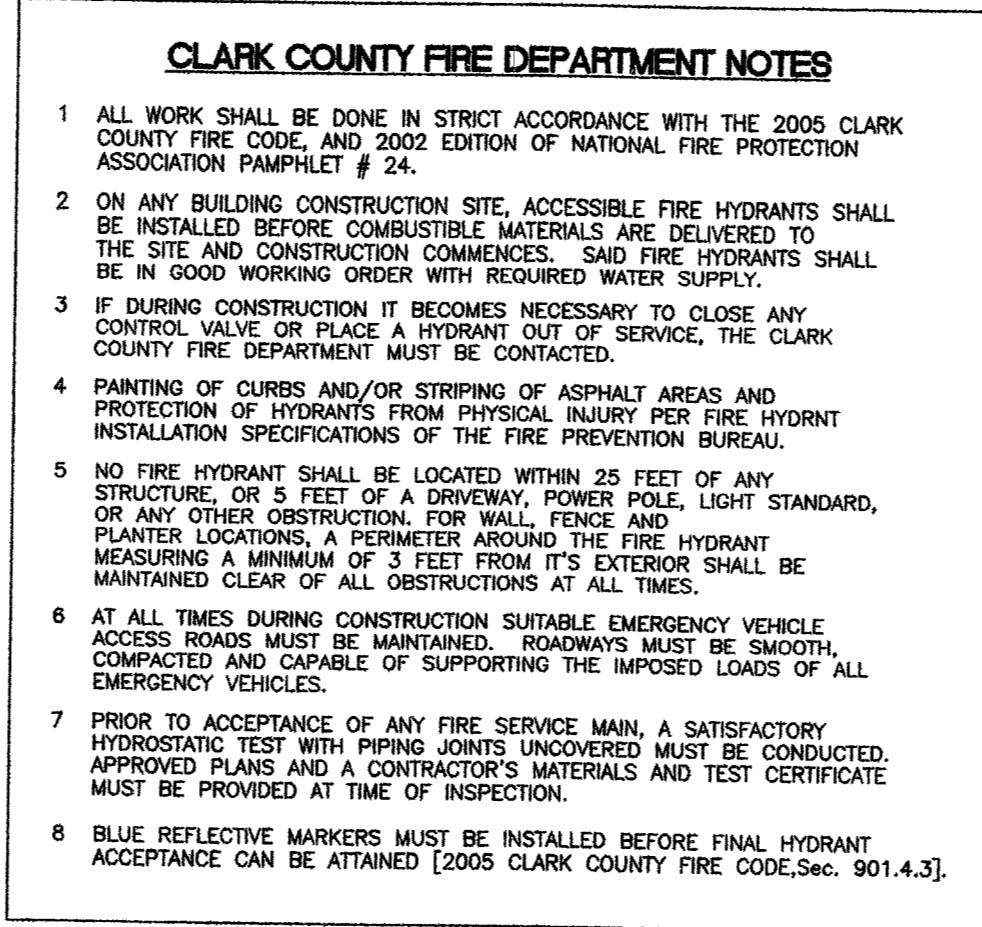
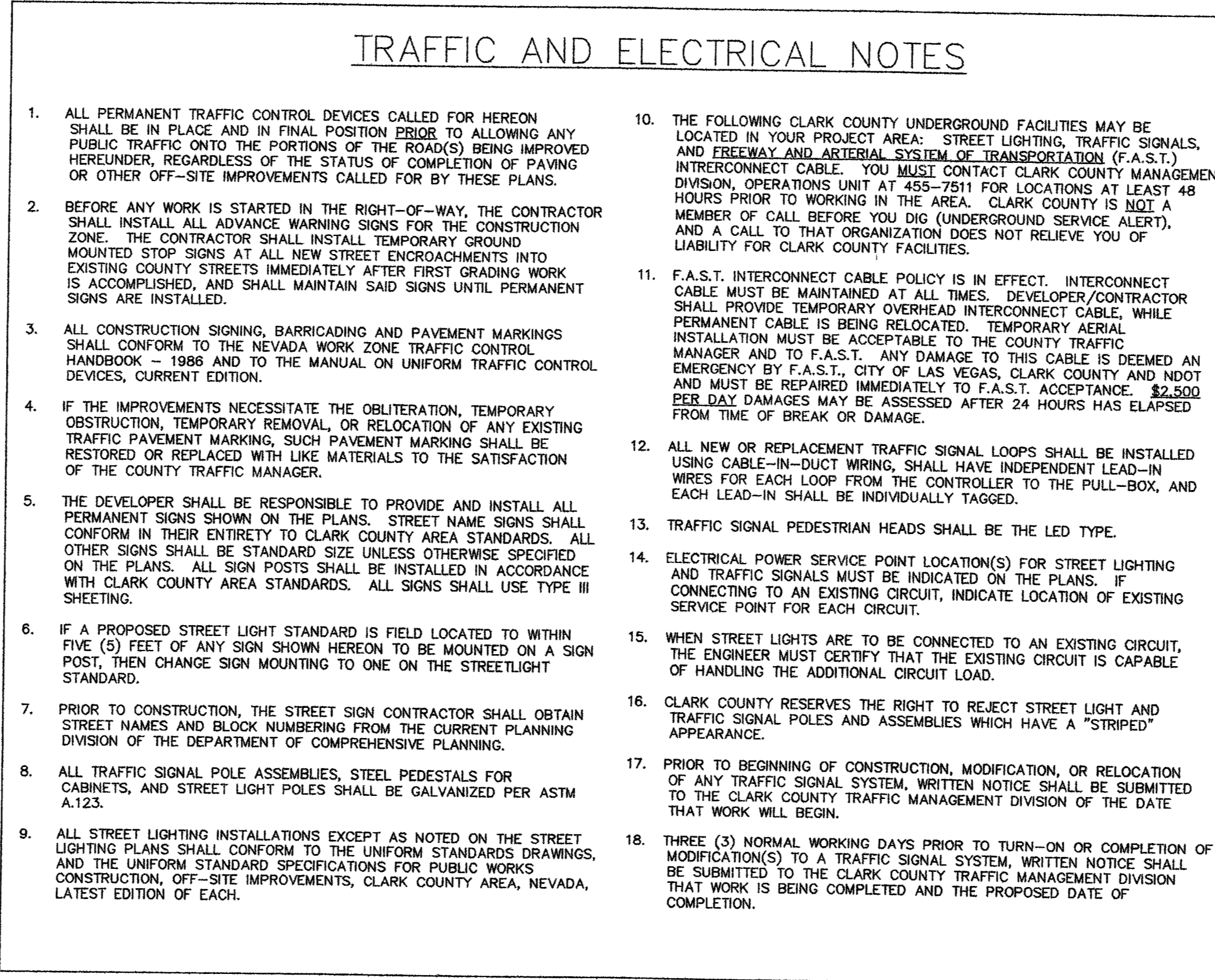
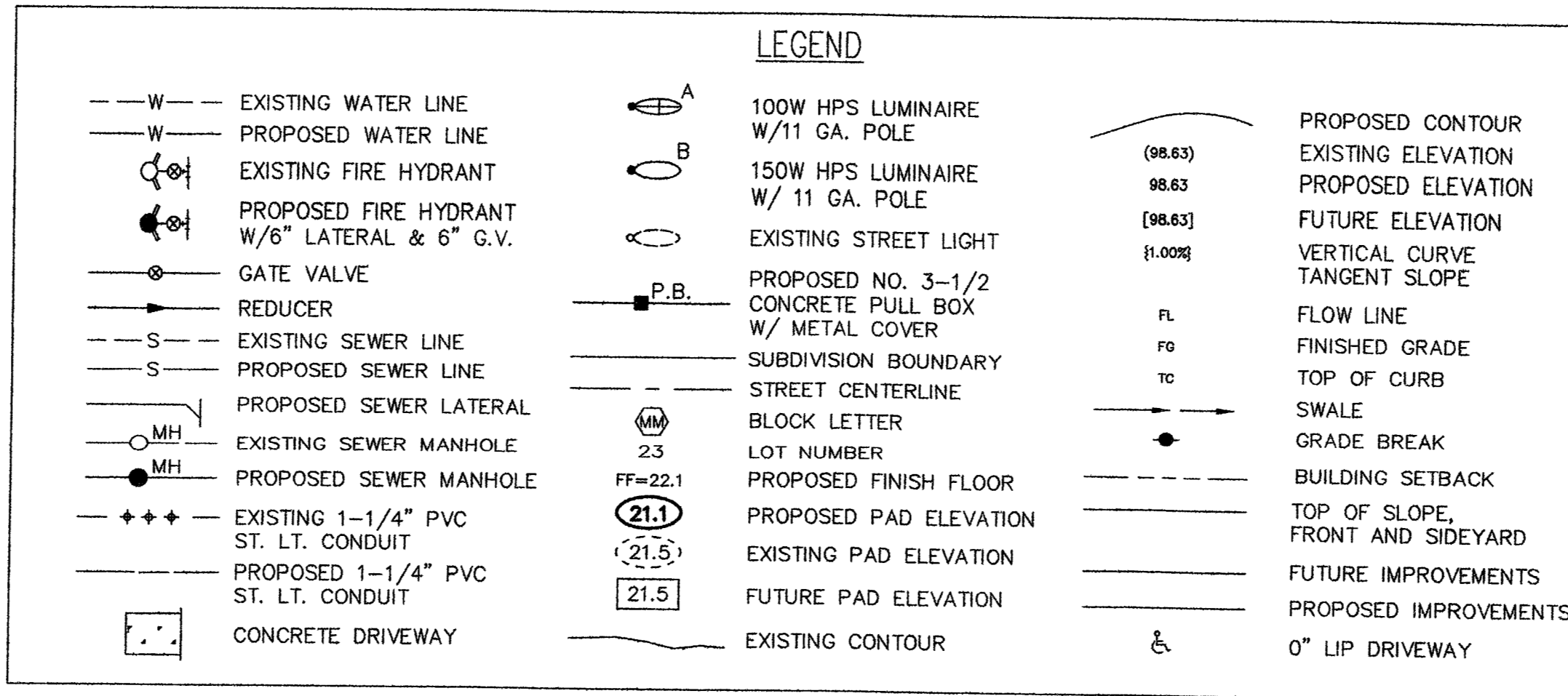
THIS PLAN DOES NOT AUTHORIZE CLOSURE OF ANY ROAD OR STREET.

NO OPEN TRENCH SHALL BE ALLOWED ACROSS ANY STREET OR WITHIN TEN FEET (10') OF ANY TRAVEL-WAY, EXCEPT WHEN WORK IS IN ACTUAL PROGRESS. AREAS COVERED BY ACCEPTABLE STEEL PLATE ARE NOT TO BE CONSTRUED AS A TRENCH. NO OPEN TRENCH IS PERMITTED IN EXCESS OF 500 FEET OR LENGTH NECESSARY TO ACCOMMODATE PIPE INSTALLATION IN A SINGLE DAY, WHICHEVER IS GREATER. ALL TRENCH CROSSINGS AND BACKFILL SHALL MEET THE STANDARD SPECIFICATION UNLESS OTHERWISE STATED.

A TEMPORARY PATCH IS TO BE IN PLACE AT THE END OF EACH WORK DAY WHERE THE BACKFILL IN THE TRENCH HAS BEEN COMPLETED AND PRIOR TO OPENING THE WORK AREA BACK TO TRAFFIC AND IS TO BE MAINTAINED BY THE PERMITTEE. A PERMANENT PATCH IS TO BE IN PLACE WITHIN THIRTY (30) DAYS AFTER THE INSTALLATION OF THE TEMPORARY PATCH.

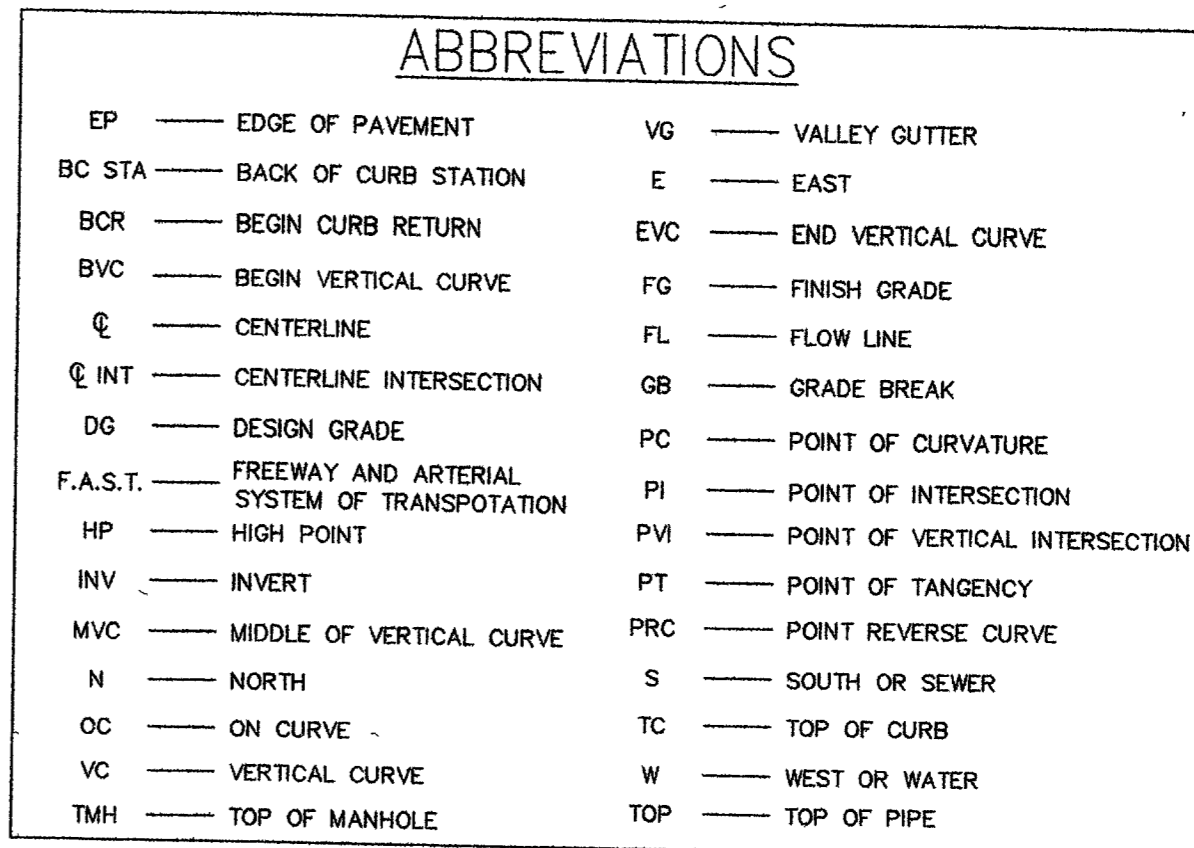
COMPACTION TESTS ARE REQUIRED.

9969Z



CITY OF LAS VEGAS SEWER NOTES

- ALL CONSTRUCTION AND MATERIALS SHALL BE IN ACCORDANCE WITH THE LATEST EDITION OF THE DESIGN AND CONSTRUCTION STANDARDS FOR WASTEWATER COLLECTION SYSTEMS AND THE UNIFORM STANDARD SPECIFICATIONS FOR PUBLIC WORKS' CONSTRUCTION OFF-SITE IMPROVEMENTS, CLARK COUNTY AREA, NEVADA, AS AMENDED. IN ALL CASES, THESE STANDARDS SHALL SUPERSEDE THE UNIFORM STANDARD SPECIFICATIONS. IT WILL BE THE RESPONSIBILITY OF THE CONTRACTOR TO BE AWARE OF THE CONTENTS OF THE ABOVE SPECIFICATION.
- IT SHALL BE THE CONTRACTOR'S RESPONSIBILITY TO PERFORM CONSTRUCTION AS PER PLANS. ANY ADDITIONS, DELETIONS, OR CHANGES SHALL MEET WITH THE APPROVAL OF THE CONTROLLING AGENCY.
- CHISEL "S" OR "G" IN CURBS WHERE SEWER OR GAS LATERALS PASS UNDER THE CURB.
- POLYVINYL (PVC) SEWER PIPE SHALL MEET ASTM D-3034 SDR 35 SPECIFICATIONS, INSTALLED WITH SAND BEDDING AND BACKFILL OF TYPE II AGGREGATE BASE.
- ALL MANHOLES IN PAVED STREETS EIGHTY FEET (80') R/W AND LARGER, SHALL HAVE CONCRETE COLLARS. STREETS WITH LESS THAN EIGHTY FEET (80') R/W WILL REQUIRE RETROFIT IF PAVING DOES NOT CONFORM TO CITY STANDARDS AT THE MANHOLE.
- TEE SADDLES SHALL BE USED TO CONNECT SEWER LATERALS TO EXISTING MAIN LINES UP TO 12" DIAMETER CONNECTIONS TO 15" OR LARGER MAINS SHALL REQUIRE SPECIAL PROCEDURES. IN LINE "Y'S" SHALL BE USED ON LINES TWELVE INCHES (12") OF ABOVE.
- WATER MAINS SHALL BE PROTECTED IN ACCORDANCE WITH LVWMD STANDARDS WHENEVER A SEWER MAIN CROSSES OVER A WATER MAIN OR THE SEWER IS LESS THAN EIGHTEEN INCHES (18") UNDER A WATER MAIN.
- ALL CONTRACTORS INSTALLING SEWER MAINS THAT WILL BE UNDER THE JURISDICTION OF THE CITY OF LAS VEGAS MUST BE STATE OF NEVADA CLASS "A" CONTRACTORS.
- THE CITY OF LAS VEGAS WILL NOT ACCEPT ANY SEWER MAINS WHICH HAVE A VERTICAL DEFLECTION OF MORE THAN ONE TENTH (0.1) OF A FOOT FROM THE APPROVED CONSTRUCTION PLANS AT ANY LOCATION. SEWER MAINS FOUND TO EXCEED THIS TOLERANCE WILL HAVE TO BE REPAIRED OR REMOVED OR REPLACED TO THE SATISFACTION OF THE CITY PLANNING ENGINEER PRIOR TO ACCEPTANCE BY CITY OF LAS VEGAS.
- INSTALLATION OF CURVED SEWER REQUIRES THE USE OF C-900 PVC PIPE WHICH ALLOWS FOR PIPE DEFLECTION AT THE JOINTS.




R. LUCERO & ASSOCIATES, INC.
 CONSULTING ENGINEERING - PLANNING - DESIGN
 9946 LIBERTY VIEW ROAD
 LAS VEGAS, NV 89148
 PHONE: 702-362-7952
 FAX: 702-362-7952

BONNIE L. FUNK
 8480 W. ROSADA WAY
 LAS VEGAS, NV. 89149-4132
 PHONE: (702) 604-3347
 FAX: (702)

DESIGNED: RLL	CHECKED: RLL
SCALE: 1"=30'	DATE: 6/23/06
FILE No.	

FUNK RESIDENCE
 MSM-0373-05
 NOTES SHEET
 CLARK COUNTY NEVADA

REV.	DATE	DESCRIPTION



CLV DWG. # 307V986
 HTE 06-33993

SHEET
C2
 2 OF 6 SHEETS