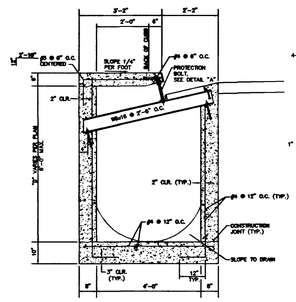

TYPE "CM2" DROP INLET SECTION
NTS

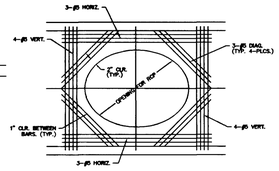

SECTION "A"
NTS

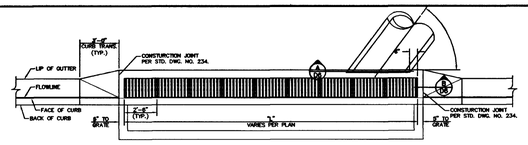

DROP INLET LAYOUT PLAN
NTS

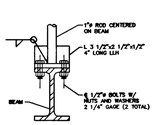

DETAIL "B"
NTS

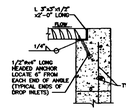

SECTION "B"
NTS

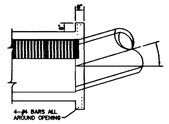

ALTERNATE CONNECTION DETAIL
NTS

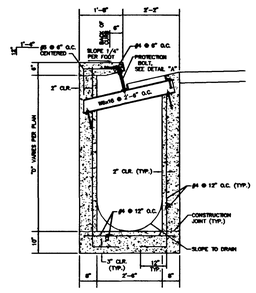

TYPE "CM2" DROP INLET SECTION
NTS

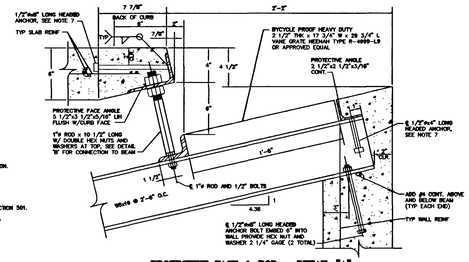

PROTECTIVE FACE & ROD - DETAIL "A"
NTS

NOTES:

1. ALL EXPOSED METALS SHALL BE HOT DIP GALVANIZED AFTER FABRICATION.
2. PROVIDE 1/2" (MIN.) CLEARANCE ALL AROUND THE STEEL BEAM. DRY PACK AFTER INSTALLATION.
3. WELDED STEEL STRUCTURE OF OPENING, PLATE ANGLE MAYBE BOLTED INSTEAD OF WELDED IF NUTS WELDED IN PLACE.
4. ALL GALVANIZING DAMAGED BY WELDING SHALL RECEIVE TWO COATS OF GALVALLOY OR EQUAL.
5. CONCRETE SHALL BE MODIFIED CLASS DA, SEE SPECIAL PROVISIONS SECTION 501.
6. SEE GENERAL NOTES FOR STRUCTURES ON DWG DA.
7. ANGLE ANCHORS SHALL BE EMBEDDED MIDPOINT IN EACH ENDWALL AND EVENLY SPACED. (MAXIMUM SPACING OF 2')

MODIFIED TYPE "CM2" DROP INLET

R / 12

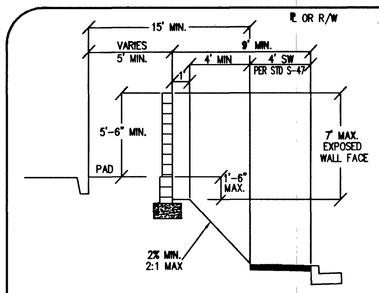

FINISHED GRADING SECTION

INTERIOR CORNER LOT - WITH SIDEWALK

P / 12

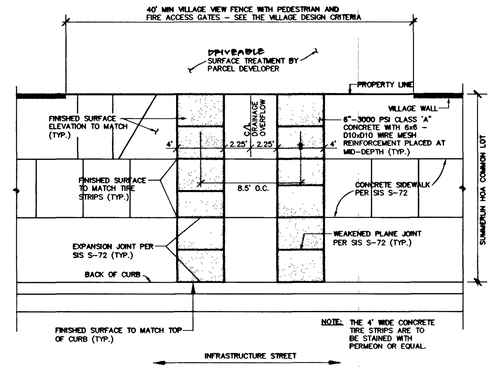

FIRE ACCESS DETAIL

O / C12

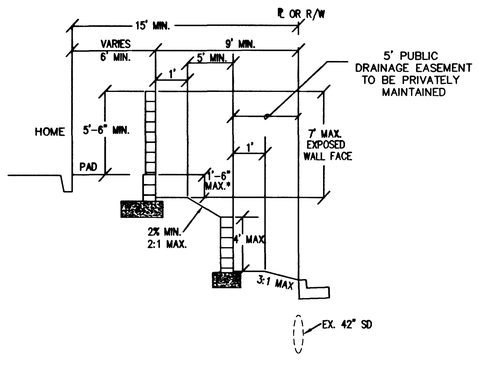

FINISHED GRADING SECTION

INTERIOR CORNER LOT - WITHOUT SIDEWALK

K / C12

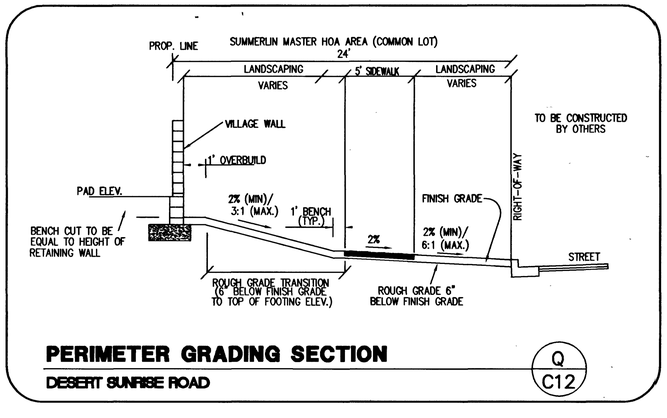

PERIMETER GRADING SECTION

DESERT SUNRISE ROAD

Q / C12

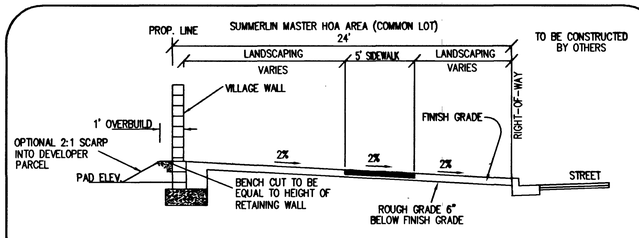

PERIMETER GRADING SECTION

DESERT SUNRISE ROAD

M / C12

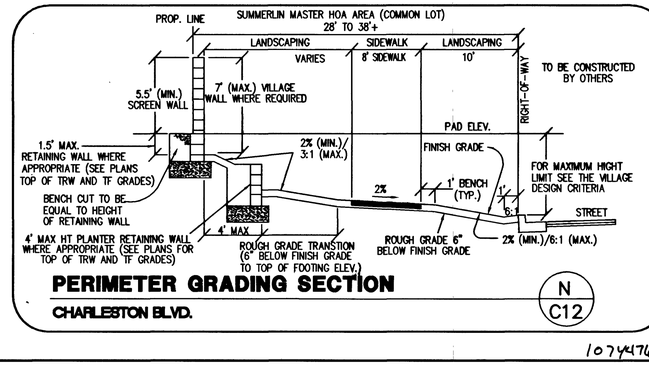

PERIMETER GRADING SECTION

CHARLESTON BLVD.

N / C12

STATE OF NEVADA
QUINCY EDWARDS
Exp. 12/31/2008
CIVIL
PROFESSIONAL ENGINEER

DATE: 7-21-09

REV	DATE	DESCRIPTION	DATE AGEN. APP	DATE GOV. APP

DESIGN:
DRAWN:
CHECK:
ISSUE DATE:
ISSUE EDITOR:
PLOT DATE: 07-01-09
PLOT TIME: 14:00:55

G.C. WALLACE, INC.
Engineers/Planners/Surveyors
1555 SOUTH RAINBOW BLVD./LAS VEGAS, NEVADA 89146
TELEPHONE: (702) 804-2000• FAX: (702) 804-2299
F:\471-009\dwg\mrgs\UNIT1\C-12.dwg

WILLIAM LYON HOMES

GRANADA AT SUMMERLIN VILLAGE 23A PARCEL D UNIT NO. 1

GRADING DETAILS II

SHEET C-12
12 OF 16 SHTS

JOB NO. 471.009

55715

10744765-1