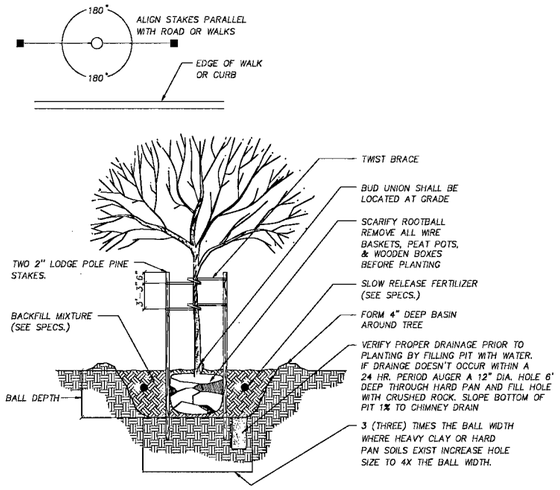

TREE PLANTING AND STAKING

N.T.S.

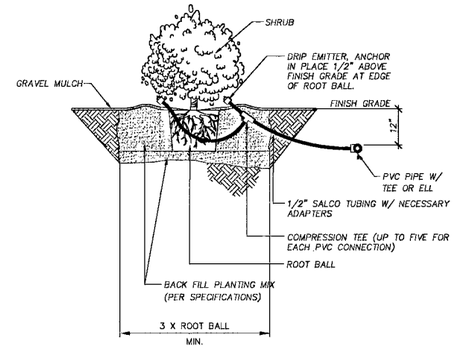

SHRUB PLANTING DETAIL

N.T.S.

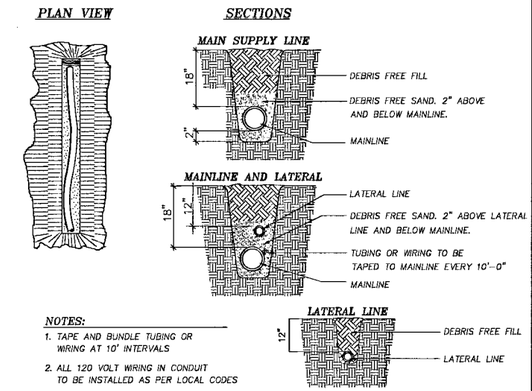

NOTES:

1. TAPE AND BUNDLE TUBING OR WIRING AT 10' INTERVALS
2. ALL 120 VOLT WIRING IN CONDUIT TO BE INSTALLED AS PER LOCAL CODES
3. ALL PVC PIPING TO BE SNAKED IN TRENCHES AS SHOWN.
4. ALL TRENCH WIDTHS 8" MINIMUM

TRENCHING DETAILS

N.T.S.

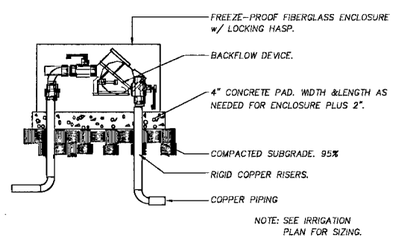

BACKFLOW - RPPA

N.T.S.

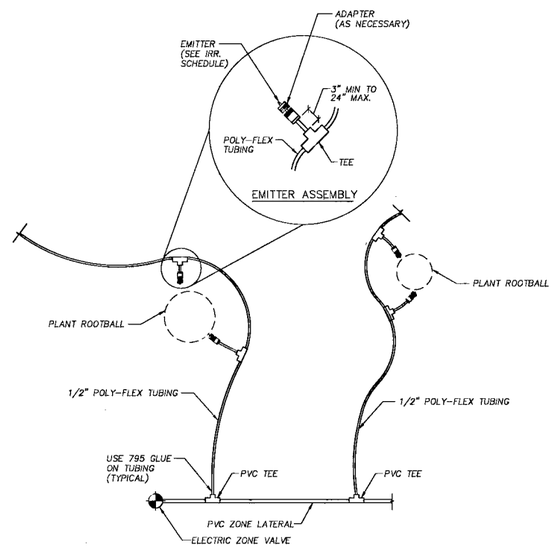

DRIP EMITTER LAYOUT DETAIL

N.T.S.

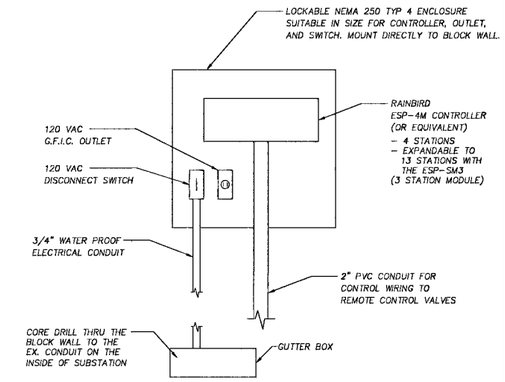

* IF AC POWER IS NOT AVAILABLE, THEN BATTERY OPERATED VALVES NEED TO BE SUPPLIED IN ADDITION TO THE ELECTRIC ZONE VALVE.
* ALL ITEMS TO BE INSTALLED BY CONTRACTOR UNLESS OTHERWISE NOTED. COORDINATE CONTROLLER LOCATION WITH NPC.

CONTROLLER AND CABINET

N.T.S.

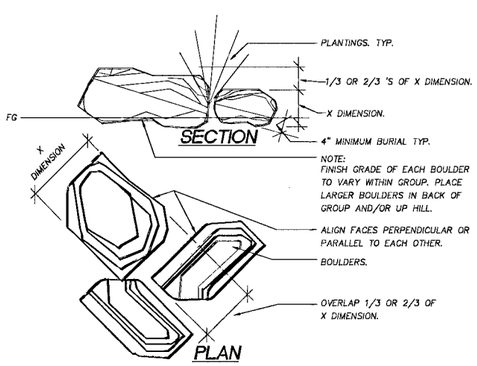

BOULDER PLACEMENT

NTS

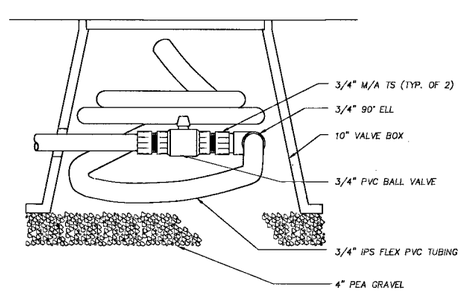

FLUSH VALVE ASSEMBLY

NTS

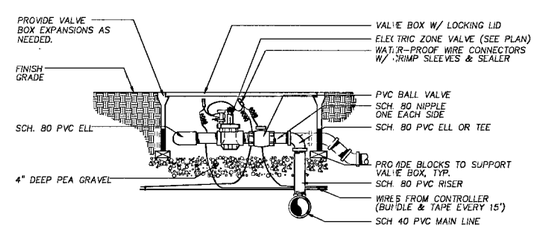

ELECTRIC ZONE VALVE DETAIL

NTS

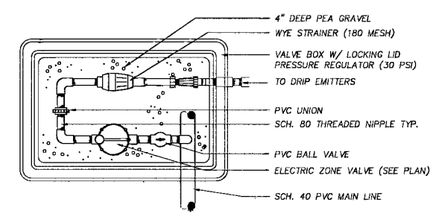

ZONE VALVE ASSEMBLY

NTS

CLV H# 19338 CLV #:

BY	DATE	REV	APPROVAL	Proj. ID

REVISIONS

JASON T. HAMMONS
Exp: 6-30-09
CIVIL
No. 19668
STATE OF NEVADA
PROFESSIONAL ENGINEER
5/7/09

Nevada Power
6226 WEST SAHARA AVE. MAIL STOP #10
LAS VEGAS, NEVADA 89146

DWG. NO. L3-LDT	DRAWN	12/07	MRB
	CHECKED	7/08	MBB
PROJ. I.D. DS366JJL15	APP'D	7/08	JTH

IRON MOUNTAIN SUBSTATION

LANDSCAPE DETAILS

SHT. NO. L3
15 OF 15

CLV dwg #07U5233 -PLAN
H# 19338

ISSUED FOR: REVIEW BID CONSTRUCTION

G:\DWG\Vrenmtn\Drawings\DS366JJL15-15-L3-LDT.dwg May 07, 2009 - 9:42am

117588