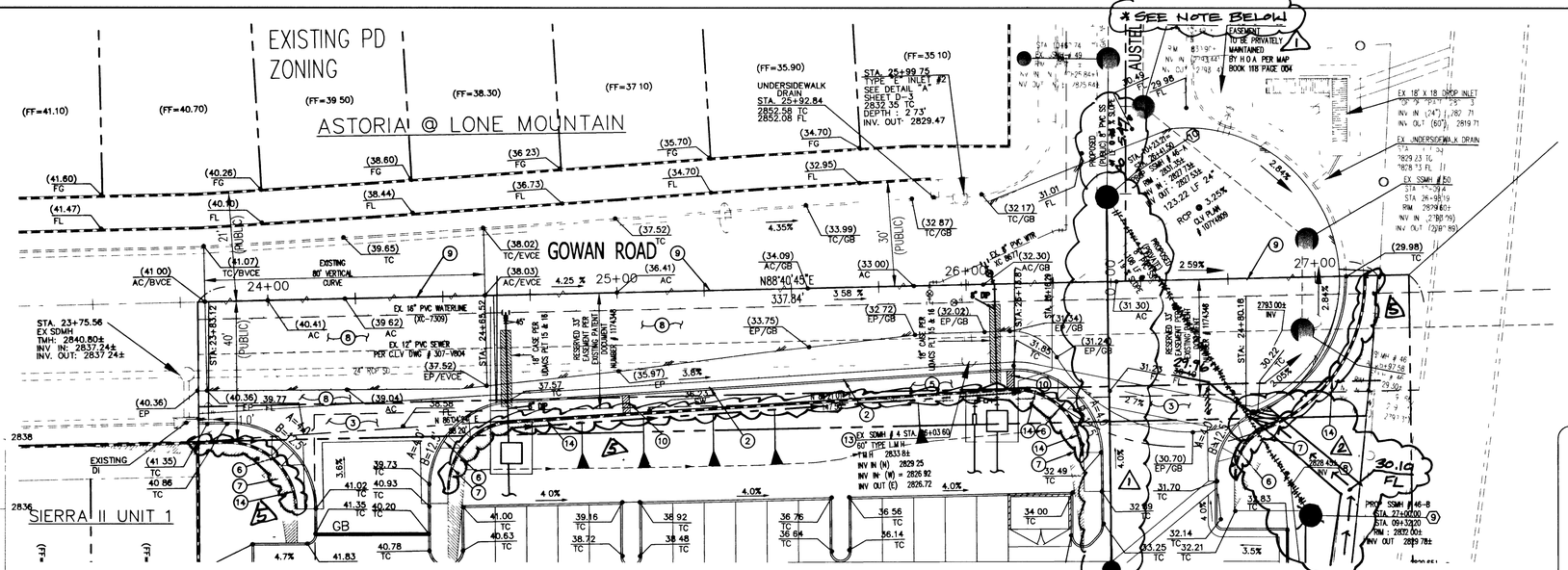

GOWAN ROAD PLAN VIEW

HORIZONTAL SCALE: 1"=20'

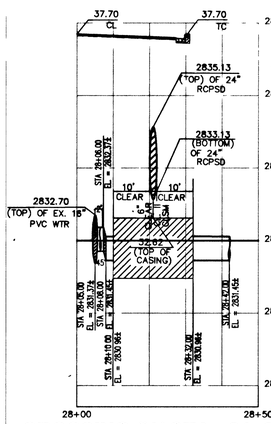

CROSSING #1/ STA : 24+67.90 WATERLINE & SD CROSSING

HORIZONTAL SCALE: 1"= 20'
VERTICAL SCALE: 1"= 2'

Install waterline in steel casing per udacs plates no. 15 and 16. Minimum 18-inch clearance is required above the top of casing. From the upper bends throughout the lowered section of pipe, Ductile Iron Pipe with restrained joints is required. In addition, thrust blocks are to be installed at the upper bends. ESN 038

ANNULAR SPACE BETWEEN PIPE AND CASING SHALL BE FILLED WITH CLASS I CLSM
ESN 038A

BASIS OF BEARING

NORTH 87°07'11" EAST, BEING THE BEARING OF THE NORTH LINE OF THE NORTHWEST QUARTER (NW1/4) OF THE NORTHEAST QUARTER (NE1/4) OF SECTION 12, TOWNSHIP 20 SOUTH, RANGE 59 EAST, M.D.M., CITY OF LAS VEGAS, CLARK COUNTY, NEVADA, AS SHOWN BY A MAP ON FILE IN THE CLARK COUNTY RECORDER'S OFFICE IN BOOK 102 OF SURVEYS, AT PAGE 50

BENCHMARK

9LV09 13N4
RIVET & PLATE IN CONCRETE PAD (TRANSFORMER) +/- 300 FT WEST OF SHADY TIMBER ON THE SOUTH SIDE OF CHEYENNE
ELEVATION: 2861.97 FEET
872.3314 METERS

AVOID HITTING OVERHEAD POWER LINES IT'S COSTLY
CALL BEFORE YOU DO OVERHEAD
1-702-593-6111

Avoid cutting underground utility lines. It's costly.
Call before you Dig.
1-800-227-2600
UNDERGROUND SERVICE (USA)

112120
98002 lbm
9272 96135 dy

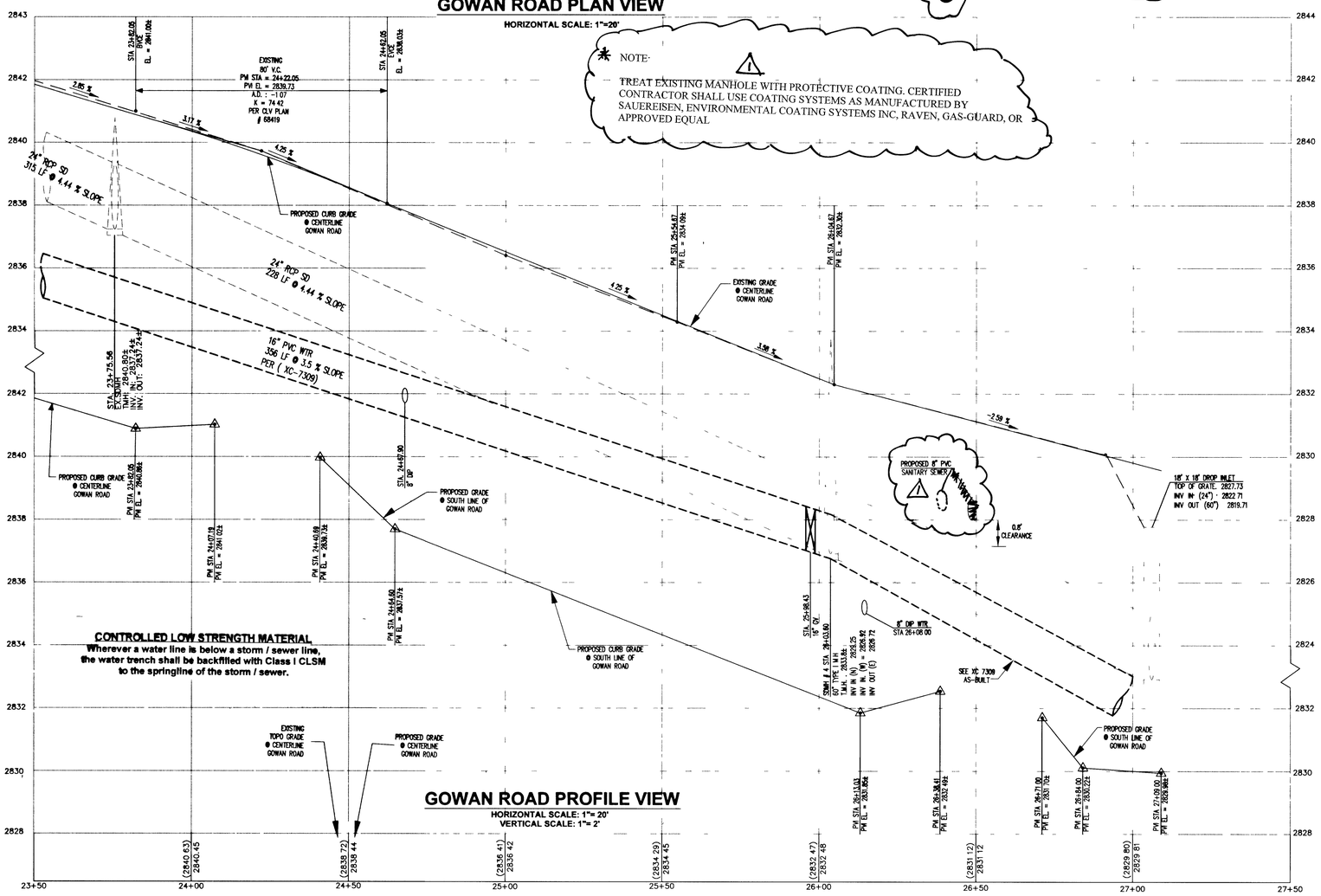

GOWAN ROAD PROFILE VIEW

HORIZONTAL SCALE: 1"= 20'
VERTICAL SCALE: 1"= 2'

* NOTE:

TREAT EXISTING MANHOLE WITH PROTECTIVE COATING. CERTIFIED CONTRACTOR SHALL USE COATING SYSTEMS AS MANUFACTURED BY SAUEREISEN, ENVIRONMENTAL COATING SYSTEMS INC, RAVEN, GAS-GUARD, OR APPROVED EQUAL

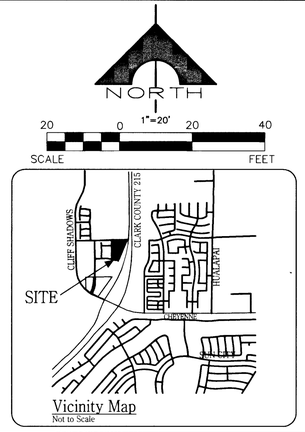

LEGEND

EXISTING	PROPOSED	
		RIGHT-OF-WAY
		PROPERTY LINE
		CENTERLINE
		EASEMENT LINE
		TYPE "L" CURB AND GUTTER
		TYPE "A" CURB
		2' VALLEY GUTTER
		PROPOSED WATERLINE
		EXISTING WATERLINE
		PROPOSED SANITARY SEWER
		EXISTING SANITARY SEWER
		90° BEND
		TEE
		45° BEND
		GATE VALVE
		CAP W/ BLOW OFF VALVE
		PROPOSED FIRE HYDRANT
		REDUCER
		PROPOSED SANITARY MANHOLE
		WYE-SEWER LATERAL

CONSTRUCTION NOTE

1. CONSTRUCT "A" TYPE CURB PER USDCCA DWG # 219
2. CONSTRUCT "L" TYPE CURB AND GUTTER PER USDCCA # 216
3. CONSTRUCT 8' VALLEY GUTTER PER USDCCA STD. DWG # 228
4. INSTALL 3' VALLEY GUTTER PER VALLEY GUTTER DETAIL, SHEET # G3
5. INSTALL 4" THICK SIDEWALK PER USDCCA #234
6. CONSTRUCT SIDEWALK RAMPS USING ARMOUR TILE TRUNCATED DOMES OR EQUIVALENT PER USDCCA # 235, CASE 1
7. CONSTRUCT SITE VISIBILITY ZONE PER DSDCCA # 201.2
8. INSTALL NEW 4" AC /8" TYPE II /6" TYPE I AC PAVEMENT DESIGN & MATCH EXISTING AC PAVEMENT
9. SAWCUT & MATCH REPLACE & REMOVE EX PAVEMENT W/ 4" A.C. OVER 8" TYPE II, OVER 6" TYPE I PER APPROVED SOILS REPORT
10. PROVIDE SIDEWALK DRAIN PER USDCCA STD DWG. # 236
11. PROVIDE 15' X 12' LVVWD UTILITY EASEMENT
12. PROVIDE HANDICAPPED ACCESS TO BUILDING S/W WITH MAX SLOPE @ 5%
13. ADJUST MANHOLE GRADE ADJUST COLLAR
14. INSTALL ~~ONE COURSE STEM WALL ALONG SIDEWALK PERIMETER~~ TWO COURSE KEYSTONE WALL W/GROUT OR WATER PROOFING BETWEEN COURSES.

SEWER KEY-NOTES

1. 48" SANITARY SEWER MANHOLE PER UDCS DWG #SD1.
2. 8" X 4" WYE
3. BACKWATER VALVE PER UDCS DWG #SD29.
4. CLEANOUT PER THIS SHEET.
5. INSTALL 8" PVC SANITARY SEWER CAP & STUB OUT
6. INSTALL 8" PVC PIPE FOR SANITARY SEWER
7. INSTALL 8" PVC SERVICE STUB OUT 5' FROM BUILDING
8. INSTALL 8" X 8" WYE CONNECTION
9. INSTALL SPECIAL MH "A" SHORTY CONE PER UCDS SD-10
10. INSTALL SPECIAL MH "B" FLAT TOP PER UCDS SD-10

APPROVED FOR CONSTRUCTION

LAS VEGAS VALLEY WATER DISTRICT (PROJ. 112213) — DATE 12-20-06

H# 11691

REV #	BY	DATE	DESCRIPTION	APP
1	JHC	10/06/06	RELOCATE ON SITE SEWER SYSTEM	
2	JHC	12/12/06	REVISE VALLEY GUTTER	
3	THC	7/1/08	REV. CAV WTR TO KEYSTONE	

REVISION APPROVAL BLOCK

SCALE: 1"=20'
DRAWN BY GLH
DESIGNED BY JHC
CHECKED BY JHC
SUBMITTAL DATE: 22AUG06
JOB # 417

OWNER/DEVELOPER
WEST GOWAN LLC
7490 WEST SAHARA AVENUE
LAS VEGAS - 89117

THE CW GROUP
CIVIL ENGINEERS
5333 South Arville Suite 104
Las Vegas, Nevada 89118
(702) 798-8535
FAX: (702)798-8536

WEST GOWAN OFFICE PARK

GOWAN STREET PLAN AND PROFILE

PROFESSIONAL ENGINEER — STATE OF NEVADA — JAMES H. CHILDS — 8/10/06 — CIVIL — NO. 11117
EXP 12/31/06
ENGINEER'S SEAL

SHEET C6
6 OF 9 SHEETS
DRAWING NO 107V4689