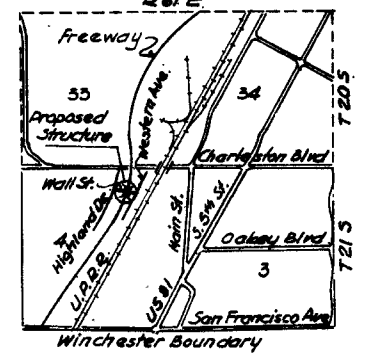
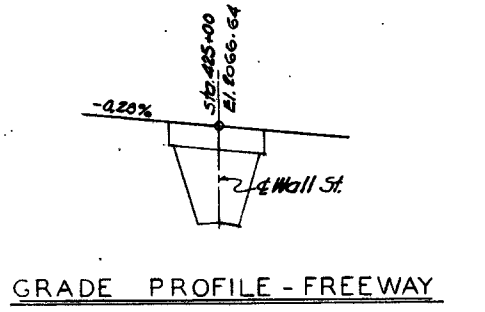
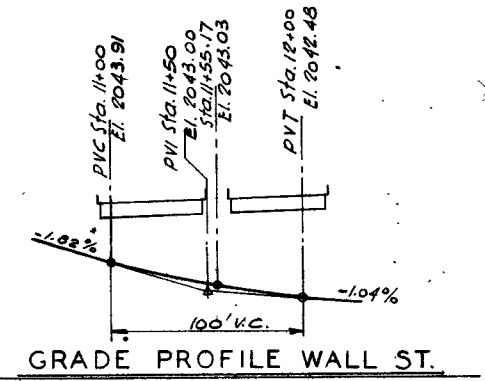
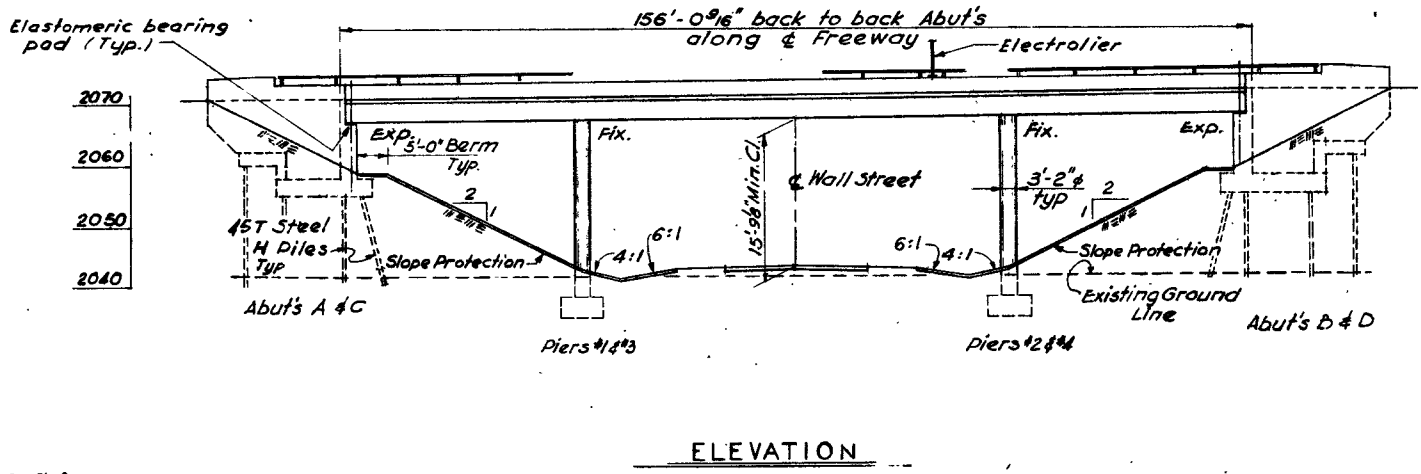


INDEX OF SHEETS

TITLE	REF. SHEET	SHEET NO.
GENERAL PLAN AND ELEVATION	WA - 1	82
LOG OF TEST BORINGS	WA - 2	83
DECK GEOMETRY & ELEVATIONS	WA - 3	84
ABUTMENTS A & B	WA - 4	85
ABUTMENT C	WA - 5	86
ABUTMENT D	WA - 6	87
PIERS 1 & 2	WA - 7	88
PIER 3	WA - 8	89
PIER 4	WA - 9	90
DECK SLAB AND GIRDERS S.B.	WA - 10	91
DECK SLAB N.B.	WA - 11	92
DECK GIRDERS N.B. - SHEET 1	WA - 12	93
DECK GIRDERS N.B. - SHEET 2	WA - 13	94
CURBS	WA - 14	95
BILL OF MATERIAL - SHEET 1	WA - 15	96
BILL OF MATERIAL - SHEET 2	WA - 16	97
STANDARD D1 - CURB & END BLOCK DETAILS		106
STANDARD G - CONSTRUCTION DETAILS (REV. OCT. '64)		107
STANDARD H - DECK & MISCELLANEOUS DETAILS		108
STANDARD BRIDGE RAIL, TYPE H		-
ELECTRICAL DRAWINGS	K-1, 2, 3, 5	119-121, 123
CONSTRUCTION DETAILS (SLOPE PROTECTION)	A-5	6



CONCRETE	2,708 CU. YDS.
REINFORCING	490,382 LBS.

STATE OF NEVADA
DEPARTMENT OF HIGHWAYS

107V3834 52

WALL STREET OVERPASS
I-1042N & I-1042S
GENERAL PLAN & ELEVATION

DE LEUW, CAITHER & COMPANY SCALE

59286

DESIGNED BY H.N.
DRAWN BY A.L.