


W10-1
36" Dia ~ 7.06 Sq Ft


Design: Black border, lettering, and symbol on yellow reflectorized background; series "E" letters.



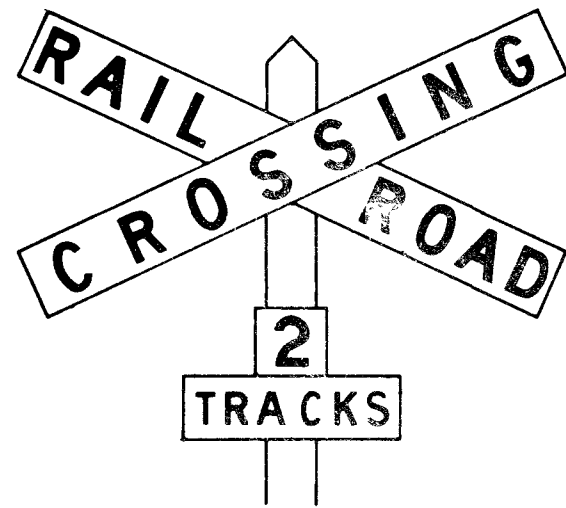
W12-2
36"x36" ~ 9.00 Sq Ft



W20-2
48"x48" ~ 16.00 Sq Ft




W20-6
48"x48" ~ 16.00 Sq Ft



W10-2

Design: Black numerals and letters on white reflectorized background; supplemental track sign not required for one track; series "D" letters and numerals.



W13-1

(4.00 Sq Ft) 24"x24" with Warning Sign 30"x30"
(6.25 Sq Ft) 30"x30" with Warning Sign over 30"x30"


INSERT APPROPRIATE MESSAGE

**LEFT OR RIGHT

- * { 1500 FT (a)
- 1000 FT (b)
- 500 FT (c)
- AHEAD (d)



W20-5
48"x48" ~ 16.00 Sq Ft



W20-7
48"x48" ~ 16.00 Sq Ft



W11-1
30"x30" ~ 6.25 Sq Ft



W20-1

59076

107V3833

For General Notes See Sheet 3 of 3.

176 STATE OF NEVADA DEPARTMENT OF HIGHWAYS 178

STANDARD HIGHWAY SIGNS (WARNING) 179

1-9-68