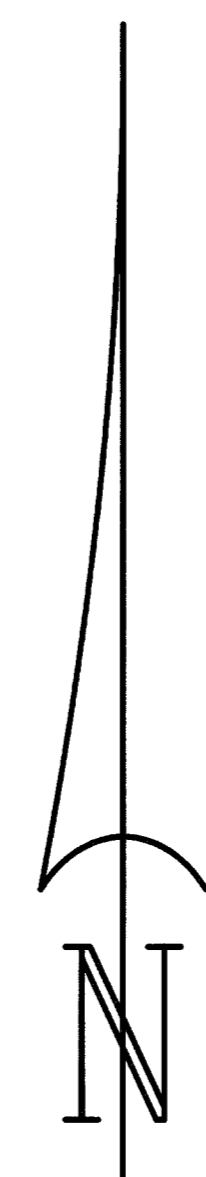
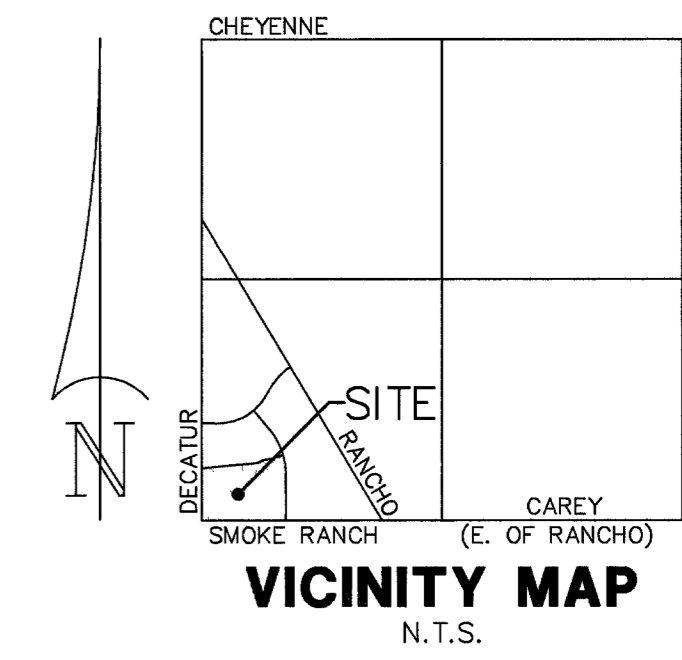
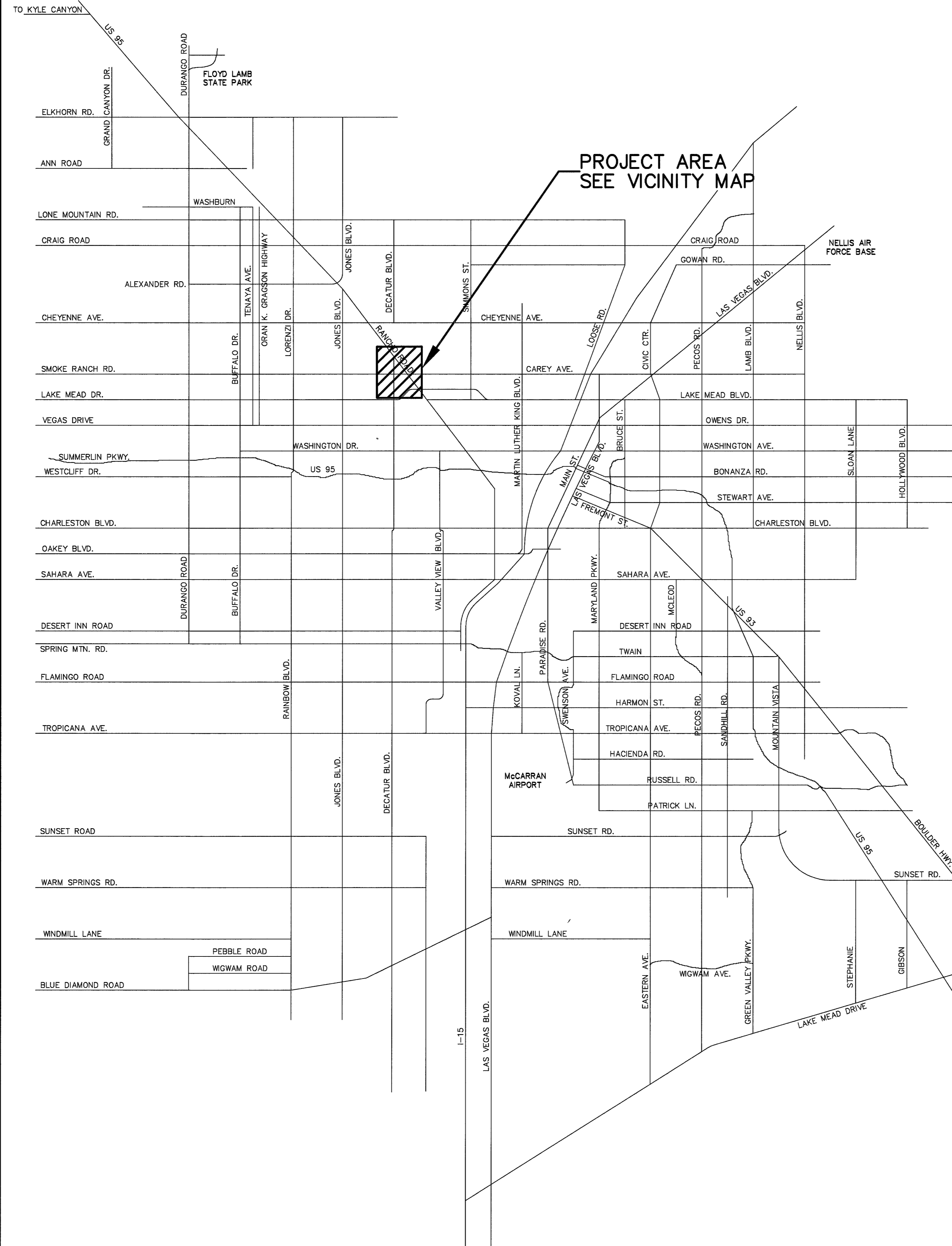


LAS VEGAS VALLEY WATER DISTRICT STANDARD NOTES

LVVWD PROJECT # NONE

- 1) NO WORK SHALL BEGIN UNTIL THE WATER PLANS HAVE BEEN APPROVED FOR CONSTRUCTION BY THE LVVWD. FOLLOWING WATER PLAN APPROVAL, NOTICE SHALL BE GIVEN TO THE LVVWD COMMUNICATION SUPPORT CENTER (258-7171) TWO (2) WORKING DAYS PRIOR TO THE START OF CONSTRUCTION. FOR FUTURE INSPECTIONS, NOTICE MUST BE GIVEN BY 2:00 PM THE BUSINESS DAY PRIOR TO THE REQUESTED LVVWD INSPECTION. WHEN REQUESTING INSPECTIONS, PLEASE REFER TO THE PROJECT # IDENTIFIED ABOVE.
- 2) ALL WORK SHALL CONFORM TO THE LVVWD'S STANDARD PLATES, DRAWINGS, AND SPECIFICATIONS AND TO THE 2003 EDITION OF THE UNIFORM DESIGN AND CONSTRUCTION STANDARDS FOR POTABLE WATER SYSTEMS (UDACS).
- 3) ALL WORK, EXCEPT AS MODIFIED BY THESE PLANS OR BY NOTE 2 ABOVE, SHALL BE DONE IN ACCORDANCE WITH THE MOST RECENT DRAFT OR EDITION OF THE UNIFORM STANDARD SPECIFICATIONS FOR PUBLIC WORKS CONSTRUCTION OFFSITE IMPROVEMENT, CLARK COUNTY AREA.
- 4) A SINGLE PIPE MATERIAL SHALL BE USED THROUGHOUT THE PROJECT UNLESS OTHERWISE APPROVED BY THE LVVWD.
- 5) ALL SERVICE LATERALS TWO (2) INCHES IN DIAMETER AND SMALLER SHALL BE TYPE K COPPER TUBING WITH LVVWD APPROVED SERVICE SADDLES.
- 6) ALL WATER METER BOXES SHALL BE LOCATED OUTSIDE OF DRIVEWAY AREAS.
- 7) ALL VALVES SHALL BE LOCATED OUTSIDE OF DRIVEWAYS, VALLEY AND CURB GUTTERS.
- 8) ALL WATER AND STORM DRAIN OR SANITARY SEWER CROSSINGS SHALL CONFORM TO SECTION 2.19 OF THE 2003 EDITION OF THE UDACS.
- 9) ALL WATER FACILITIES SHALL BE FILLED, DISINFECTED, PRESSURE TESTED, FLUSHED, FILLED AND AN ACCEPTABLE WATER SAMPLE OBTAINED, PRIOR TO CONNECTION TO THE LVVWD'S DISTRIBUTION SYSTEM.
- 10) THE CONTRACTOR MUST OBTAIN ALL METERS TWO (2) INCHES AND SMALLER FROM LVVWD CENTRAL STORES. TELEPHONE 258-3152 OR 258-3802, TWO (2) WORKING DAYS PRIOR TO METER PICKUP.
- 11) ANY INTERRUPTION OF SERVICE MUST BE APPROVED BY THE LVVWD INSPECTION DIVISION PRIOR TO SHUTDOWN. PROPER WRITTEN NOTIFICATION MUST BE GIVEN TO ALL AFFECTED CUSTOMERS.
- 12) ALL WATER FACILITY CONSTRUCTION MATERIALS USED MUST BE AS LISTED ON THE LVVWD PRE-APPROVED MATERIALS AND MANUFACTURER'S LISTING FOR NEW FACILITIES, LATEST REVISION, OR SPECIFICALLY APPROVED ON THESE PLANS.
- 13) TELEPHONE "CALL BEFORE YOU DIG" AT 1-800-227-2600.
REV 08-2003




SHEET INDEX

SHEET #	DESCRIPTION
1	COVER SHEET
2	VICINITY MAP
3	GENERAL NOTES
4 - 7	GRADING PLAN
8 - 11	UTILITY PLAN
12 - 15	TRAFFIC & STREET LIGHT PLAN
16	SECTIONS
17	DETAILS

NO	DATE	REVISION

DUNNAM CIVIL ENGINEERS
 3471 WEST OQUENDO ROAD SUITE 101
 LAS VEGAS, NV 89118
 (702) 798-1088 (702) 967-8145 FAX

**FLEX BLDG.S #4 & #5
 @ RANCHO AIR CENTER**
 VICINITY MAP



FILE NAME:
KALB54F2.dwg
 SCALE:
1" = 1'
 SHEET

2
 OF SEVENTEEN
 CLV DRAWING #
 107V3705-3

82549