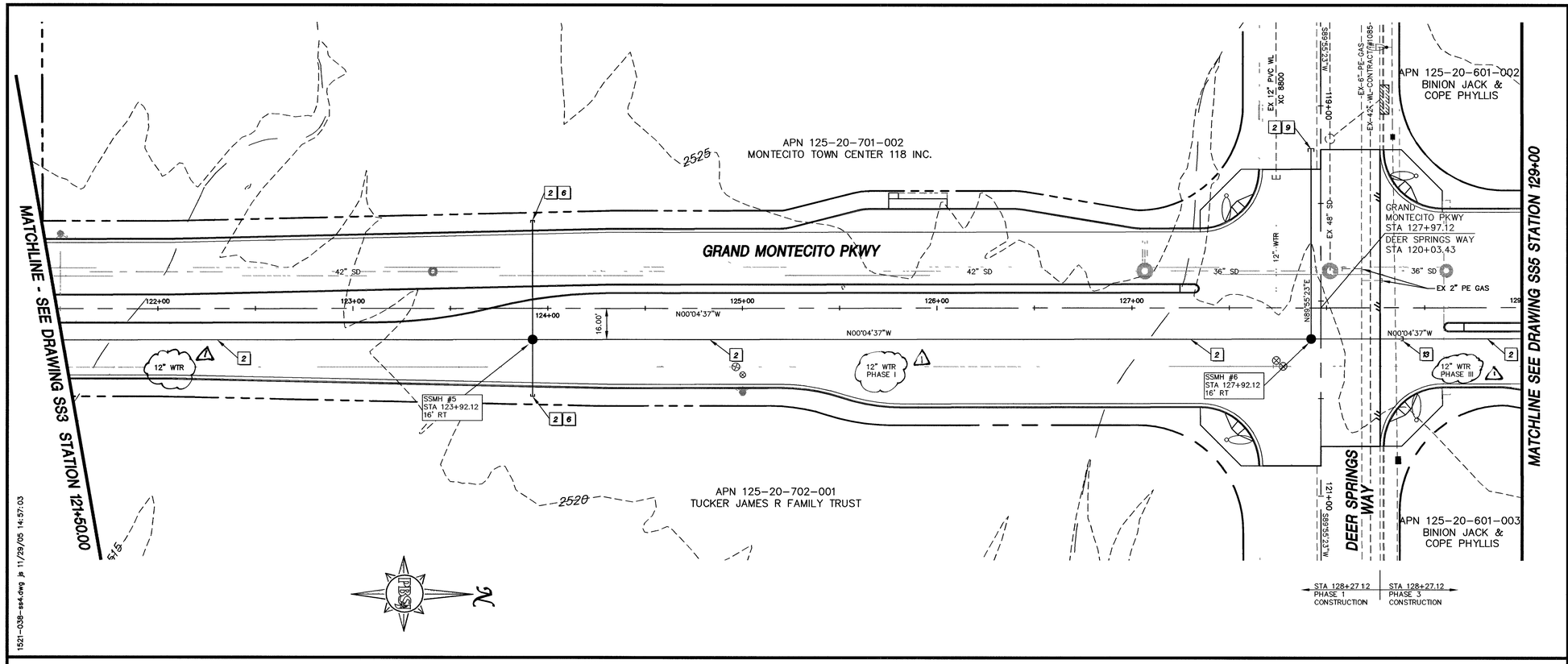

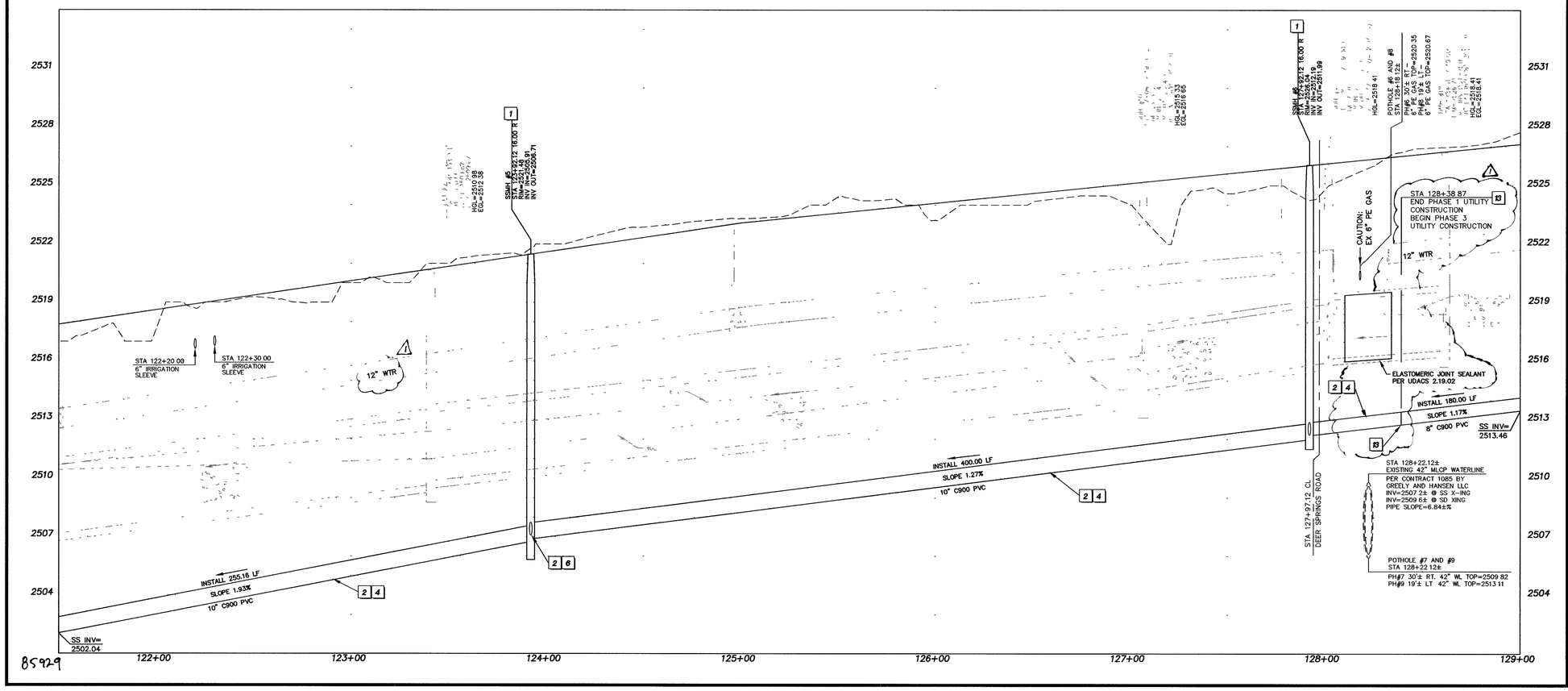

GRAND MONTECITO PARKWAY SHEET INDEX

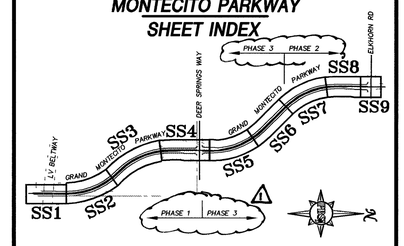

GRAPHIC SCALE

30 0 15 30 60 120

(IN FEET)

HORIZ 1 inch = 30 ft.
VERTICAL 1 inch = 3 ft.

BASIS OF BEARING

THE BASIS OF BEARINGS FOR THIS PROJECT IS GRID NORTH AS DEFINED BY THE NEVADA COORDINATE SYSTEM OF 1983 (NCS83), EAST ZONE, (2701), DETERMINED BY GIS CONTROL POINTS, 804 AND 808. AS SHOWN ON A RECORD OF SURVEY ON FILE IN THE CLARK COUNTY, NEVADA RECORDER'S OFFICE, IN FILE 88 OF SURVEYS, AT PAGE 53.

BENCHMARK

BENCHMARK # 23
RIVET AND SQUARE ALUMINUM PLATE IN CONCRETE MONUMENT, 50 FT. SOUTH AND 40 FT WEST OF CENTENNIAL PKWY AND EL CAPITAN WAY

CAUTION:
EXISTING UTILITIES ARE LOCATED ON THE PLANS FROM A SEARCH OF AVAILABLE RECORDS. CONTRACTOR TO VERIFY LOCATIONS AND DEPTHS PRIOR TO CONSTRUCTION.

KEY NOTES

CONSTRUCTION ITEMS:

1. INSTALL A 48" TYPE I SANITARY SEWER MANHOLE PER C C A U S D. NO 403
2. INSTALL WATER QUALITY "C900" SANITARY SEWER PIPE
3. INSTALL A 60" TYPE I SANITARY SEWER MANHOLE PER C.C.A.U.S.D. NO. 403
4. CONSTRUCTION OF SANITARY SEWER FACILITIES SHALL BE IN ACCORDANCE WITH " DESIGN AND CONSTRUCTION STANDARDS FOR WASTE WATER COLLECTION SYSTEMS" AS ADOPTED BY THE CITY OF LAS VEGAS.
5. EXISTING SANITARY SEWER MANHOLE, CONTRACTOR TO ADJUST RIM TO NEW FINISH GRADE ELEVATION
6. SANITARY SEWER LATERAL. REFER TO SHEETS SS10 AND SS11 FOR LATERAL PROFILES AND ADDITIONAL INFORMATION
7. INSTALL WATER QUALITY "C905" SANITARY SEWER PIPE
8. PROPOSED 18" C905 SANITARY SEWER TO REPLACE EXISTING 12" SANITARY SEWER. REFER TO DEMOLITION PLANS FOR SAWCUT LOCATIONS OF AC PAVEMENT & EXISTING CURB.
9. INSTALL 8" C900 SANITARY SEWER STUB FOR FUTURE EXTENSION BY OTHERS
10. CONTRACTOR SHALL REMOVE AND REPLACE MEDIAN ISLAND TYPE 'A' CURB AS NECESSARY TO CONSTRUCT UNDERGROUND SANITARY SEWER. REPLACE CURB PER CCAUSD STD DWG #219.
11. CONTRACTOR TO REFER TO CONTRACT DOCUMENTS ON HOW TO MITIGATE EXISTING SANITARY SEWER FLOWS DURING CONSTRUCTION OF 18" SEWER MAIN.
12. EXISTING 12" WATERLINE TO BE REMOVED AND/OR CUT & CAP TO ABANDON IN PLACE. REFER TO SHEET W1 FOR LOCATIONS AND ADDITIONAL INFORMATION.
13. CONTRACTOR TO INSTALL 8" PVC SANITARY SEWER PLUG.
14. EXISTING 12" SANITARY SEWER LINE TO BE REMOVED AND/OR CUT & CAP TO ABANDON IN PLACE.
15. CONTRACTOR TO JACK AND BORE 18" SEWER LINE UNDER THE EXISTING RCB CULVERT

ALL SEWER/STORM DRAIN CROSSING WATER LINES MUST CONFORM TO SECTION 2.19 OF THE UNIFORM DESIGN AND CONSTRUCTION STANDARDS FOR POTABLE WATER SYSTEMS (UDACS) FOR WATER AND STORM DRAIN CROSSINGS AND CLEARANCES. ESN 064 REVISED 06/01/04

12/14/05
LVVWD PROJ. 110808 DATE

SANITARY SEWER CONSTRUCTION NOTE:

1. SEE SHEET SS12 FOR NORTHING & EASTING LOCATIONS OF MANHOLES.
2. REFER TO SHEETS H1 THROUGH H4 FOR CL DIMENSION INFORMATION

AVOID CUTTING UNDERGROUND UTILITY LINES, IT'S COSTLY
Call before you Underground
1-702-455-7511
CLARK COUNTY SEWER OPERATIONS
AND
1-702-229-6611
LAS VEGAS AREA COMPUTERIZED TRAFFIC SYSTEM

AVOID CUTTING UNDERGROUND UTILITY LINES, IT'S COSTLY
Call before you Dig.
1-800-227-2600
UNDERGROUND SERVICE ALERT (USA)

AVOID OVERHEAD POWER LINE CONTACT, IT'S COSTLY
Call before you OVERHEAD
1-702-227-2929
NEVADA POWER EMPLOYMENT AND SAFETY SERVICES DEPARTMENT

REVISIONS

NO.	DATE	DESCRIPTION	
1	12/15/05	12" WL Water Line	VG 12/15/05
			APPROVED

ENGINEERING DESIGN SECTION
DRAWN BY: J. GREGORY
DESIGNED BY: V. HARKINS
CHECKED BY: V. HARKINS
DATE: 02-27-04
JOB: 511.521

PBSJ
2270 Corporate Circle
Suite 100
Henderson, Nevada 89074
Phone: 702/453-7200
Fax: 702/263-7200

ENGINEERING · PLANNING · SURVEYING · CONSTRUCTION SERVICES

PROFESSIONAL ENGINEER - STATE OF NEVADA
VERNON R. HARKINS
EXP. 6-30-07
CIVIL
No. 009896
12/15/05

Department of Public Works

GRAND MONTECITO PARKWAY IMPROVEMENTS
SANITARY SEWER PLAN AND PROFILES
STA 121+50.00 TO STA 129+00.00

CITY OF LAS VEGAS
NEVADA

DRAWING No. SS4
38
61
PLAN# 107V3701

1521-03B-ss4.dwg jk 11/29/05 14:57:03

85929