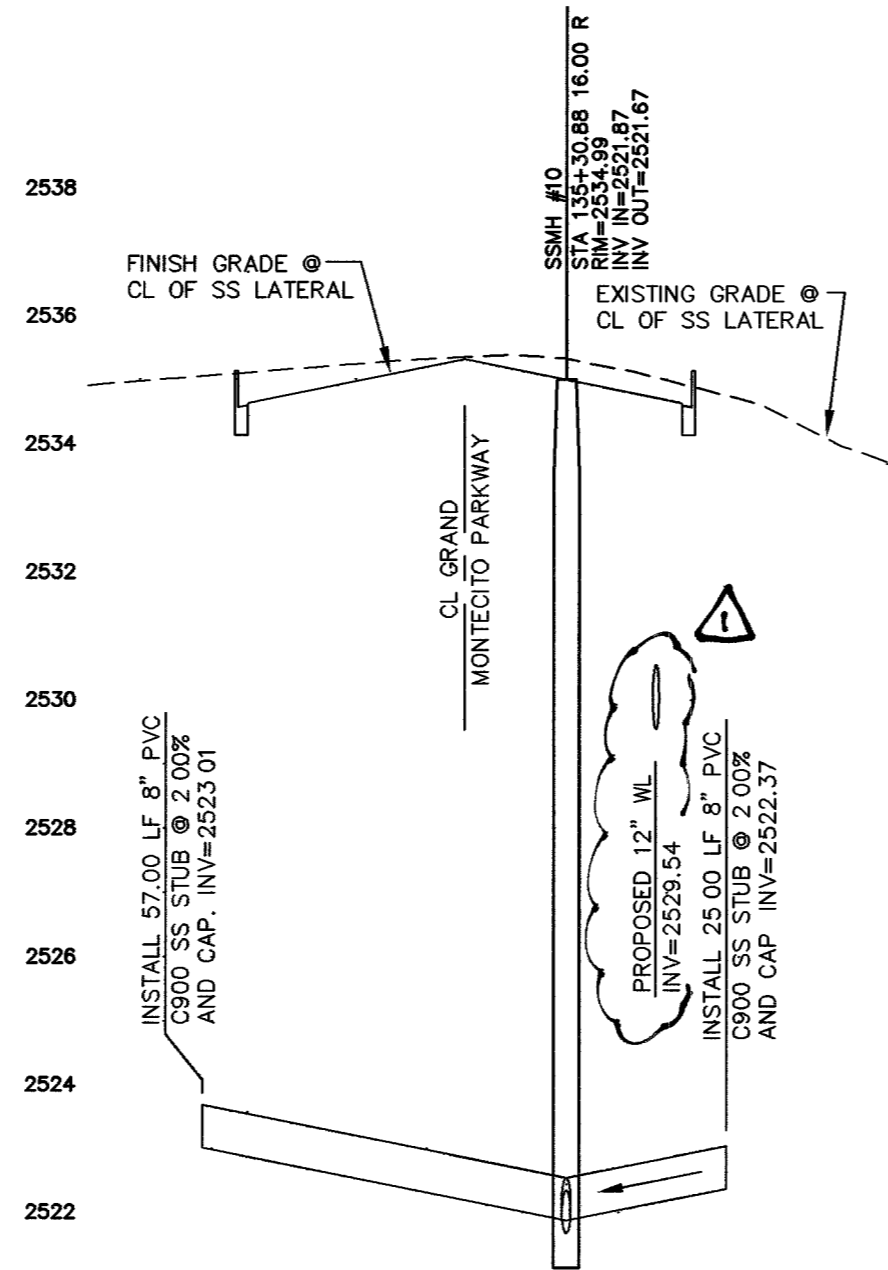
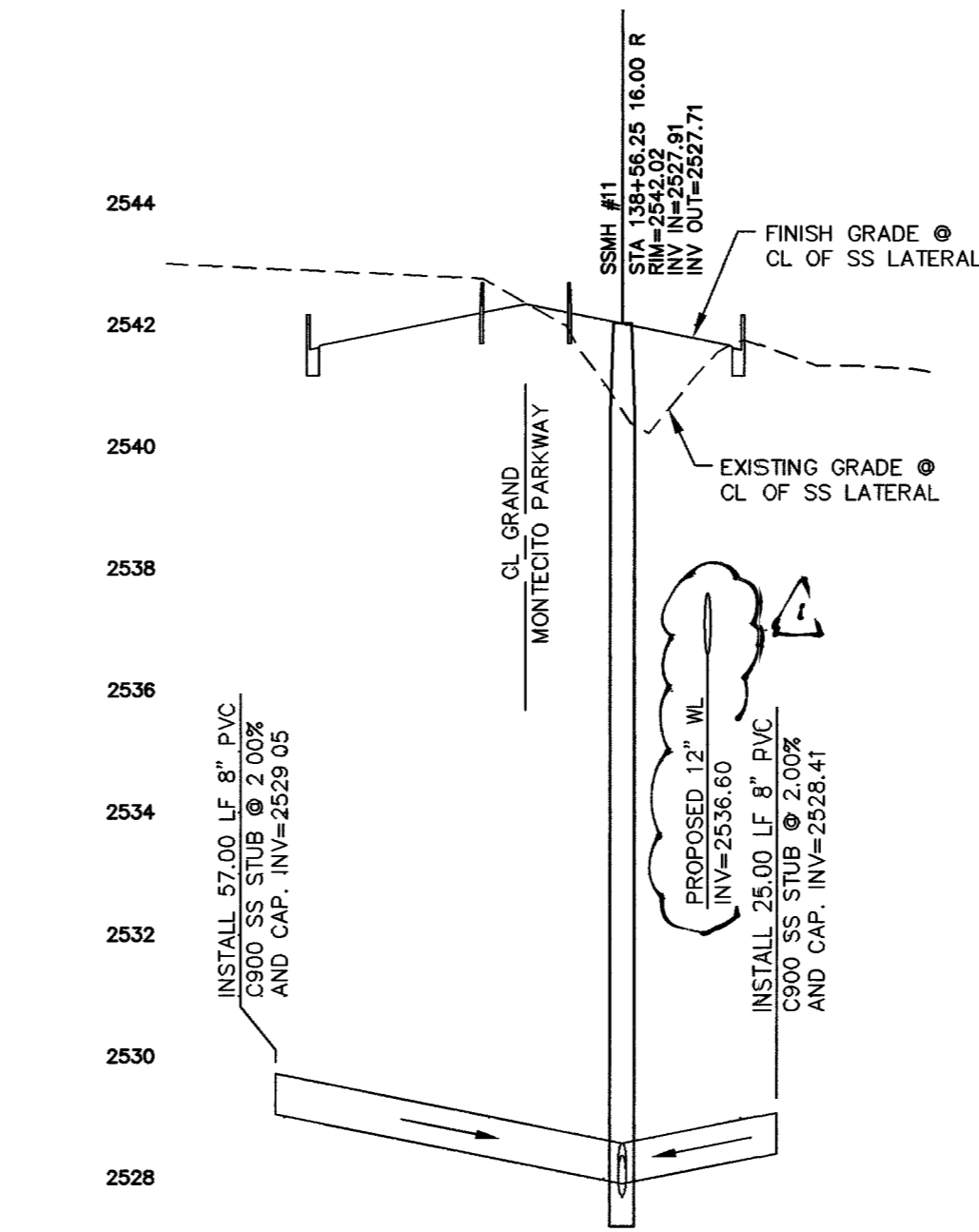


STA 132+84.46
SHEET SS5



STA 135+30.88
SHEET SS5

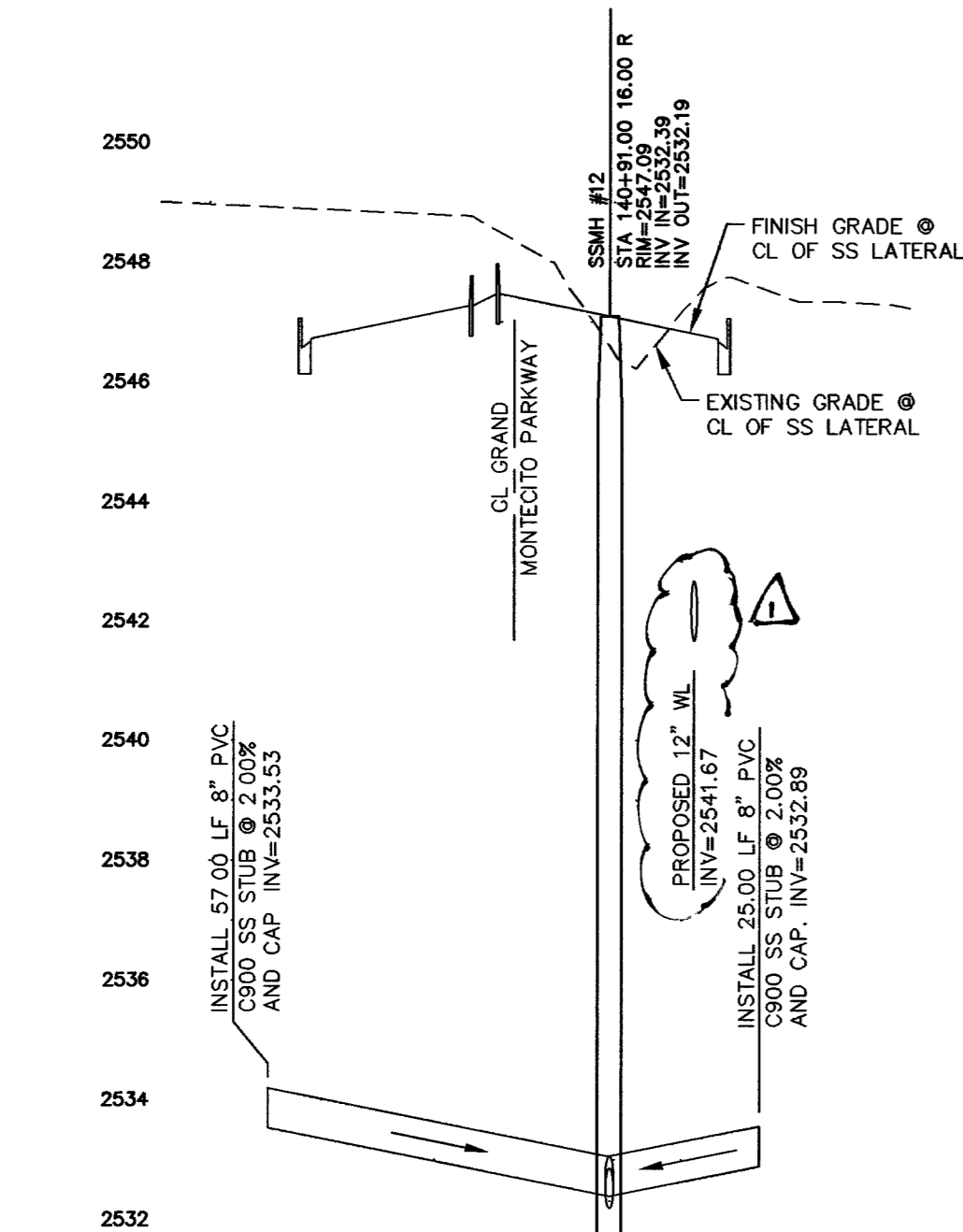


STA 138+56.25
SHEET SS6

2533.5	2533.2	2533.0	2528.3
--------	--------	--------	--------

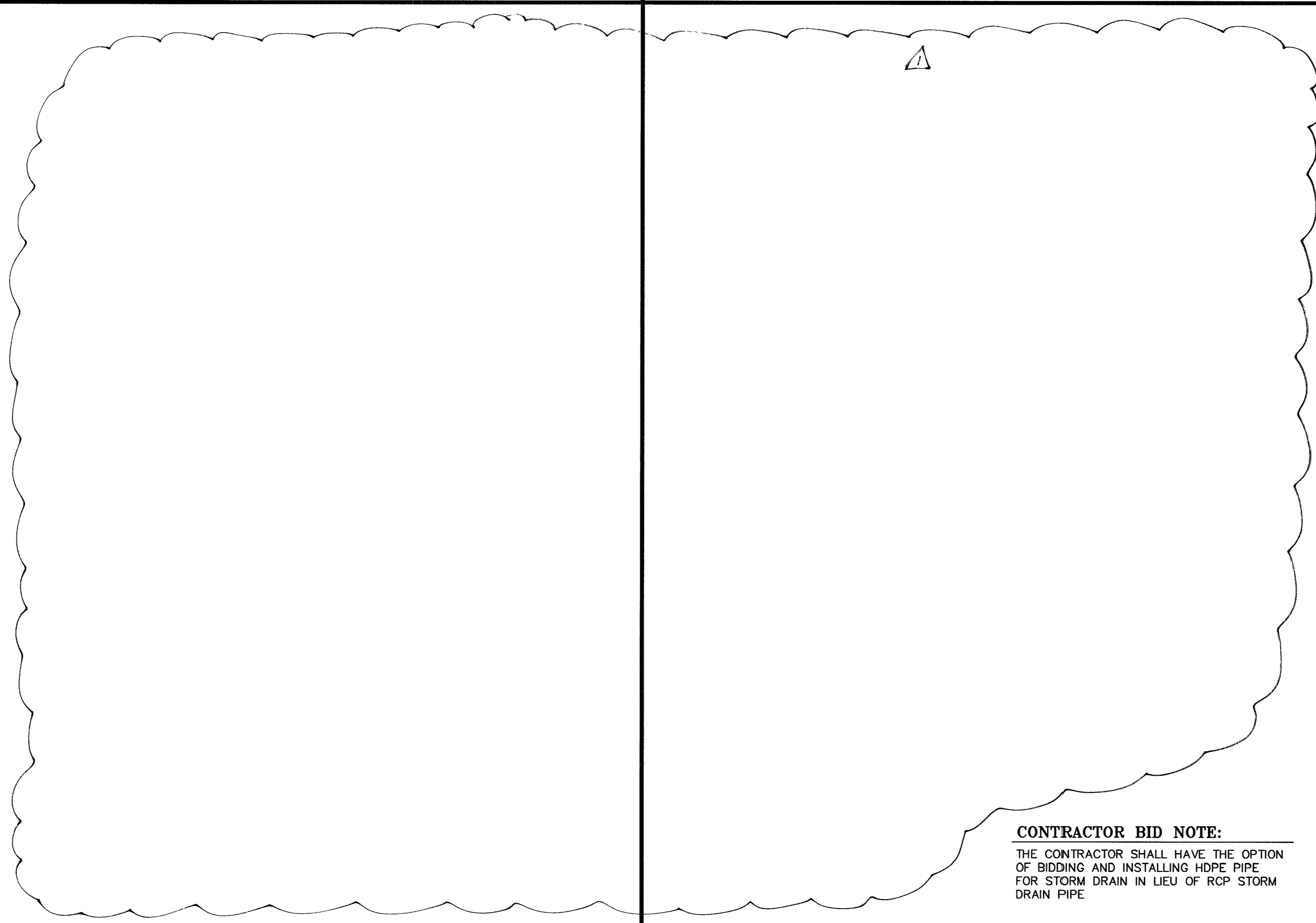
2534.9	2533.2	2533.5	2533.8
--------	--------	--------	--------

2543.0	2542.8	2540.6	2541.3
--------	--------	--------	--------



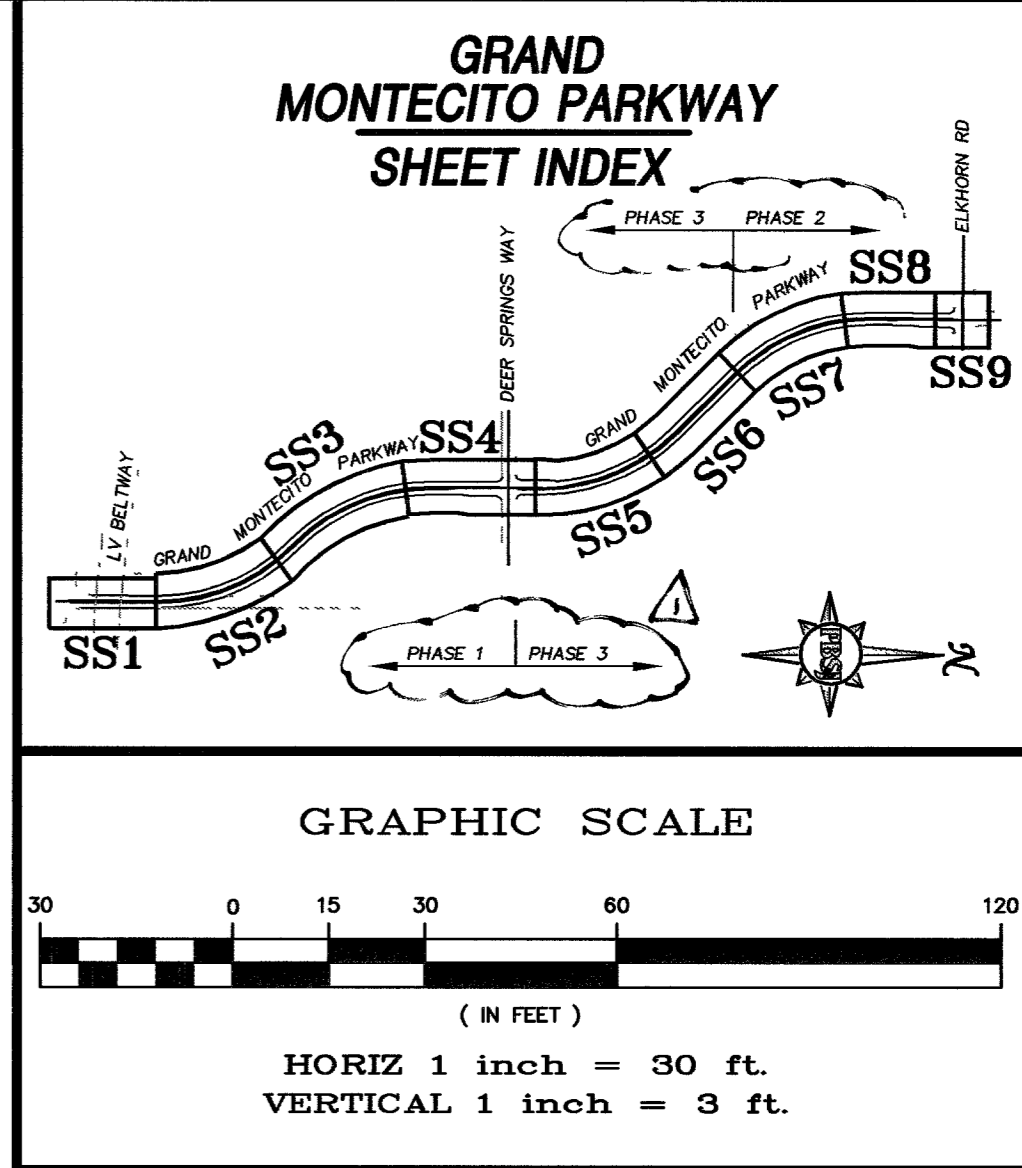
STA 140+91.00
SHEET SS6

2543.0	2542.8	2540.6	2541.3
--------	--------	--------	--------



CONTRACTOR BID NOTE:

THE CONTRACTOR SHALL HAVE THE OPTION OF BIDDING AND INSTALLING HDPE PIPE FOR STORM DRAIN IN LIEU OF RCP STORM DRAIN PIPE



BASIS OF BEARING
THE BASIS OF BEARINGS FOR THIS PROJECT IS GRID NORTH AS DEFINED BY THE NEVADA COORDINATE SYSTEM OF 1983 (NCS83), EAST ZONE, (2701), DETERMINED BY GIS CONTROL POINTS, 804 AND 808, AS SHOWN ON A RECORD OF SURVEY ON FILE IN THE CLARK COUNTY, NEVADA RECORDER'S OFFICE, IN FILE 88 OF SURVEYS, AT PAGE 53.

BENCHMARK
BENCHMARK # 23
RIVET AND SQUARE ALUMINUM PLATE IN CONCRETE MONUMENT, 50 FT. SOUTH AND 40 FT. WEST OF CENTENNIAL PKWY. AND EL CAPITAN WAY

CAUTION:
EXISTING UTILITIES ARE LOCATED ON THE PLANS FROM A SEARCH OF AVAILABLE RECORDS. CONTRACTOR TO VERIFY LOCATIONS AND DEPTHS PRIOR TO CONSTRUCTION.

KEY NOTES

- CONSTRUCTION ITEMS:**
1. INSTALL A 48" TYPE I SANITARY SEWER MANHOLE PER C.C.A.U.S.D. NO. 483
 2. INSTALL WATER QUALITY "C900" SANITARY SEWER PIPE
 3. INSTALL A 60" TYPE I SANITARY SEWER MANHOLE PER C.C.A.U.S.D. NO. 483
 4. CONSTRUCTION OF SANITARY SEWER FACILITIES SHALL BE IN ACCORDANCE WITH "DESIGN AND CONSTRUCTION STANDARDS FOR WASTE WATER COLLECTION SYSTEMS" AS ADOPTED BY THE CITY OF LAS VEGAS.
 5. EXISTING SANITARY SEWER MANHOLE, CONTRACTOR TO ADJUST RIM TO NEW FINISH GRADE ELEVATION
 6. SANITARY SEWER LATERAL REFER TO SHEETS SS10 AND SS11 FOR LATERAL PROFILES AND ADDITIONAL INFORMATION
 7. INSTALL WATER QUALITY "C900" SANITARY SEWER PIPE
 8. PROPOSED 18" C905 SANITARY SEWER TO REPLACE EXISTING 12" SANITARY SEWER. REFER TO DEMOLITION PLANS FOR SAWCUT LOCATIONS OF AC PAVEMENT & EXISTING CURB
 9. INSTALL 8" C900 SANITARY SEWER STUB FOR FUTURE EXTENSION BY OTHERS.
 10. CONTRACTOR SHALL REMOVE AND REPLACE MEDIAN ISLAND TYPE 'A' CURB AS NECESSARY TO CONSTRUCT UNDERGROUND SANITARY SEWER. REPLACE CURB PER CCAUSD STD DWG #219.
 11. CONTRACTOR TO REFER TO CONTRACT DOCUMENTS ON HOW TO MITIGATE EXISTING SANITARY SEWER FLOWS DURING CONSTRUCTION OF 18" SEWER MAIN.
 12. EXISTING 12" WATERLINE TO BE REMOVED AND/OR CUT & CAP TO ABANDON IN PLACE. REFER TO SHEET W1 FOR LOCATIONS AND ADDITIONAL INFORMATION
 13. CONTRACTOR TO INSTALL 8" PVC SANITARY SEWER PLUG.
 14. EXISTING 12" SANITARY SEWER LINE TO BE REMOVED AND/OR CUT & CAP TO ABANDON IN PLACE
 15. CONTRACTOR TO JACK AND BORE 18" SEWER LINE UNDER THE EXISTING RCB CULVERT
- ALL SEWER/STORM DRAIN CROSSING WATER LINES MUST CONFORM TO SECTION 2.19 OF THE UNIFORM DESIGN AND CONSTRUCTION STANDARDS FOR POTABLE WATER SYSTEMS (UDACS) FOR WATER AND STORM DRAIN CROSSINGS AND CLEARANCES. ESN 064 REVISED 06/01/04

12/14/05
LVVWD PROJ. 110808 DATE

SANITARY SEWER CONSTRUCTION NOTE:

1. SEE SHEET SS12 FOR NORTHING & EASTING LOCATIONS OF MANHOLES.
2. REFER TO SHEETS H1 THROUGH H4 FOR CL DIMENSION INFORMATION

Call before you Dig.
1-702-455-7511
1-702-229-6611

Call before you OVERHEAD.
1-800-227-2600
1-702-227-2929

REVISIONS	
NO.	DATE
1	12/14/05
2	12/14/05
3	12/14/05
4	12/14/05
5	12/14/05
6	12/14/05
7	12/14/05
8	12/14/05
9	12/14/05
10	12/14/05
11	12/14/05
12	12/14/05
13	12/14/05
14	12/14/05
15	12/14/05
16	12/14/05
17	12/14/05
18	12/14/05
19	12/14/05
20	12/14/05
21	12/14/05
22	12/14/05
23	12/14/05
24	12/14/05
25	12/14/05
26	12/14/05
27	12/14/05
28	12/14/05
29	12/14/05
30	12/14/05

Department of Public Works
GRAND MONTECITO PARKWAY IMPROVEMENTS
SANITARY SEWER LATERAL PROFILES
STA 131+22.56 TO STA 153+20.00

CITY OF LAS VEGAS
NEVADA

DRAWING No. 45
SS11
PLAN# 107V3701