EXISTING

PANEL: L4

PANEL VOLTAGE: 208/120 3Φ 4 W
BUS: 150A
MAINS: L.O.
AIC RATING: 10,000
LOCATION: STAFF OFFICE
MOUNTING: SURFACE

CIRCUIT CODE: blank or N : NON-CONTINUOUS
L : LONG-CONTINUOUS
R : DEMANDABLE RECEPTACLES
K : KITCHEN
NO. OF EQUIPMENT: 0

CKT. NO	CODE	TRIP	POLE	LOAD DESIGNATION DESCRIPTION	(NOTE)	M	R	L	CONNECTED VA ΦA	ΦB	ΦC	A B C	ΦA	ΦB	ΦC	L	R	M	LOAD DESIGNATION (NOTE) DESCRIPTION	TRIP	POLE	CODE	CKT NO
1	R	20	1	KITCHEN REFRIGERATOR					1000				720						RECEPTS	20	1	R	2
3	R	20	1	EXISTING						360				720					PLUG STRIP	20	1	R	4
5	R	20	1	EXISTING							360				1000				MICROWAVE	20	1	N	6
7	R	20	1	MAIN OFFICE RECEPTS					1080				720						RECEPTS	20	1	R	8
9	N	20	1	EXISTING						500				540					OFFICE RECEPTS	20	1	R	10
11	N	20	1	EXISTING							500				–				SPACE				12
13	N	20	1	EXISTING					500				1080						KITCHEN RANGE	20		R	14
15		20	1	SPARE						–				1080							2	R	16
17	N	20	1	EXISTING							500				–				SPACE				18
19	N	20	1	EXISTING					500				1200						TREADMILL	20	1	R	20
21	R	20	1	OFFICE RECEPTS	(1)					720				1200					TREADMILL	20	1	R	22
23	R	20	1	N/W HEATER							1500				1080				FRONT OFFICE RECEPTS	20	1	R	24
25	R	20	1	RECEPTS RM B					720				–						SPACE				26
27	N	20	1	REFRIGERATOR						800				–					SPACE				28
29	N	20	1	MICROWAVE							1000				–				SPACE				30
31	R	20	1	SCORE BOARD					900				–						SPACE				32
33	N	20	1	FRONT SOFFIT						900				–					SPACE				34
35	N	20	1	EXISTING							900				–				SPACE				36
37	R	20	1	OFFICE RECEPTS	(1)				360				–						SPACE				38
39	N	20	1	VENDING MACHINE	(2)					1200				–					SPACE				40
41	N	20	1	VENDING MACHINE	(2)						800				–				SPACE				42

PANEL NOTES: PHASE TOTALS ΦA: 8780 ΦB: 8020 ΦC: 7640

(1) NEW OFFICE RECEPTS FOR RELOCATED OFFICE EQUIPMENTS.

(2) RELOCATED VENDING MACHINE LOAD.

TOTAL CONNECTED VA	24440
CONNECTED VA (CODE N)	9100
CONNECTED VA (CODE L)	0
CONNECTED VA (CODE R)	15340
CONNECTED VA (CODE K)	0
PANEL CONNECTED KVA	24.4
PANEL DEMAND KVA	21.8
PANEL DEMAND AMPS	60.5
HIGH Φ AMPS W/DEMAND	73.2

COMcheck Software Version 4.0.0

Interior Lighting Compliance Certificate

Section 1: Project Information

Energy Code: **2009 IECC**
Project Title: Dula Gymnasium Remodel
Project Type: Alteration

Construction Site:
441 East Bonanza Rd.
Las Vegas, NV 89101

Owner/Agent:
City of Las Vegas

Designer/Contractor:
City of Las Vegas

Section 2: Interior Lighting and Power Calculation

A Area Category	B Floor Area (ft2)	C Allowed Watts / ft2	D Allowed Watts (B x C)
Office (Gymnasium)	696	1.1	766
		Total Allowed Watts =	766

Section 3: Interior Lighting Fixture Schedule

A Fixture ID : Description / Lamp / Wattage Per Lamp / Ballast	B Lamps/ Fixture	C # of Fixtures	D Fixture Watt.	E (C X D)
Office (Gymnasium 696 sq.ft.)				
LED 1: LED PAR 15W:	1	19	15	285
			Total Proposed Watts =	285

Section 4: Requirements Checklist

Interior Lighting PASSES

Lighting Wattage:

- ☐ 1. Total proposed watts must be less than or equal to total allowed watts.

Allowed Watts	Proposed Watts	Complies
766	285	Passes

Controls, Switching, and Wiring:

- ☐ 2. Daylight zones under skylights more than 15 feet from the perimeter have lighting controls separate from daylight zones adjacent to vertical fenestration.
- ☐ 3. Daylight zones have individual lighting controls independent from that of the general area lighting.

  Exceptions:
  - ☐ Contiguous daylight zones spanning no more than two orientations are allowed to be controlled by a single controlling device.
  - ☐ Daylight spaces enclosed by walls or ceiling height partitions and containing two or fewer light fixtures are not required to have a separate switch for general area lighting.
- ☐ 4. Independent controls for each space (switch/occupancy sensor).

  Exceptions:
  - ☐ Areas designated as security or emergency areas that must be continuously illuminated.
  - ☐ Lighting in stairways or corridors that are elements of the means of egress.
- ☐ 5. Master switch at entry to hotel/motel guest room.
- ☐ 6. Individual dwelling units separately metered.

Project Title: Dula Gymnasium Remodel
Data filename: Untitled.cck

Report date: 04/30/15
Page 1 of 2

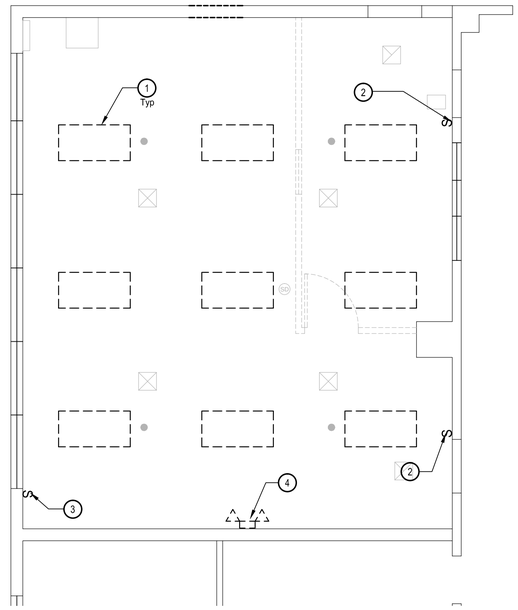

Electrical Lighting Plan - Demo

Scale: 1/4" = 1'-0"

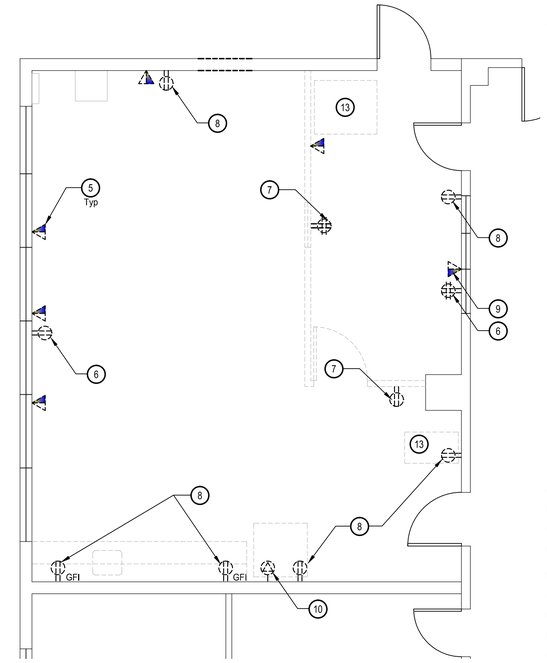

Electrical Power Plan - Demo

Scale: 1/4" = 1'-0"

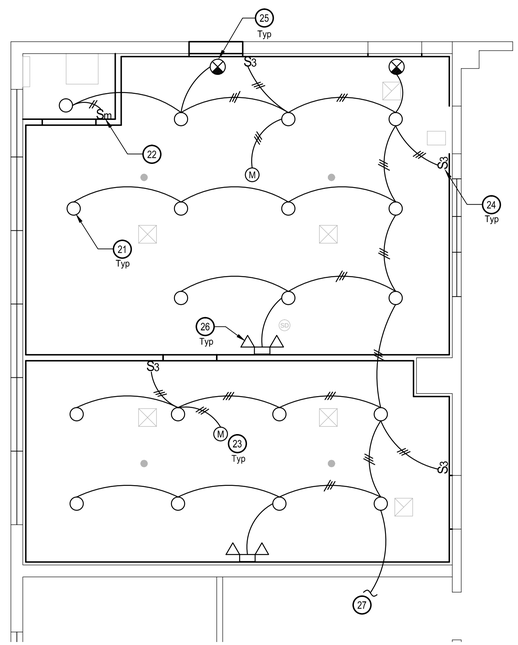

Electrical Lighting Plan - New

Scale: 1/4" = 1'-0"

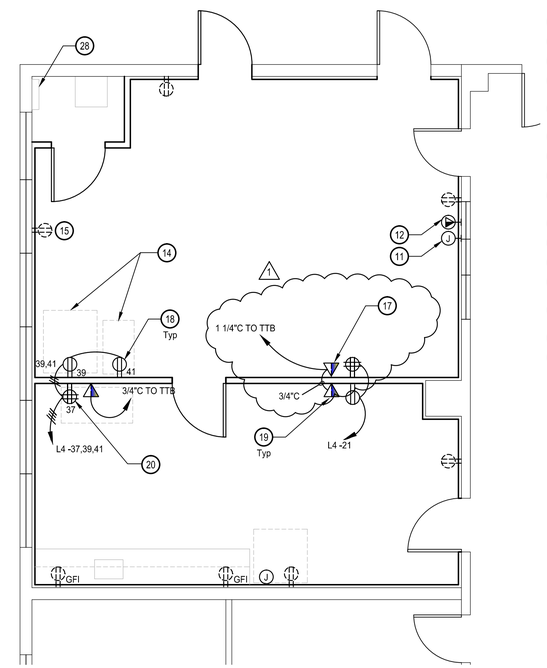

Electrical Power Plan - New

Scale: 1/4" = 1'-0"

General Notes

1. PROVIDE ALL NECESSARY DEMOLITION TO REMOVE EXISTING UNUSED CONDUIT, WIRE, CABLE, J-BOXES, RECEPTACLES, SWITCHES, LIGHTS, FIRE ALARM DEVICES, ETC., COMPLTE WITH ASSOCIATED CIRCUITING TO SOURCE. WHERE IT IS NOT FEASIBLE TO REMOVE THE ABOVE, OUTLET SHALL BE ABANDONED, WIRE REMOVED, & BLANK COVER PLATES PROVIDED.
2. REFER TO ARCHITECTURAL DEMOLITION DRAWING FOR LOCATION & EXTENDS OF DEMOLITION REQUIRED. PROVIDE LABOR & MATERIALS AS REQUIRED TO MAINTAIN AND/OR RESTORE CONTINUITY OF SERVICE TO EXISTING CIRCUITS.
3. FIELD VERIFY EXISTING EQUIPMENT, OR CIRCUITS THAT ARE REMAINING TO BE RECONNECTED TO EXISTING PANEL BOARD. PROVIDE SWITCHES, RECEPTACLES, CONDUIT, WIRE, ETC. AS REQUIRED TO RESTORE CONTINUITY OF CIRCUITS.
4. PROVIDE NEW UPDATED PANEL BOARD DIRECTORIES FOR EXISTING & NEW CIRCUITS BEING UTILIZED FOR COMPLETION OF PROJECT.
5. ALL NEW/RELOCATED RECEPTACLES, DATA/VOICE JACKS SHOWN ARE MOUNTED @ +18" AFF UNLESS NOTED OTHERWISE.
6. CONDUCTORS SHALL BE COPPER, TYPE THHN/THWN 75 DEGREE WIRE. MINIMUM WIRE SIZE SHALL BE #12 AWG.
7. COORDINATE WORK WITH OTHER TRADES. ALL WORK SHALL BE IN ACCORDANCE WITH THE NEC & LOCAL GOVERNING CODES.

Sheet Notes

1. EXISTING 2X4 4LAMP FLUORESCENT LIGHT TO BE REMOVED.
2. EXISTING WALL SWITCH TO BE REMOVED UNLESS NOTED OTHERWISE.
3. VERIFY THE FUNCTION OF WALL SWITCH. CONSULT WITH BUILDING OWNER FOR SWITCH REMOVAL OR STAY.
4. EXISTING WALL EMERGENCY LIGHT TO BE REMOVED.
5. EXISTING DATA/VOICE JACK TO BE REMOVED UNLESS NOTED OTHERWISE.
6. EXISTING RECEPTACLE TO BE RELOCATED.
7. EXISTING RECEPTACLE TO BE REMOVED.
8. EXISTING RECEPTACLE TO REMAIN.
9. EXISTING DATA/VOICE JACK TO BE RELOCATED & MODIFIED FOR MODULAR FURNITURE BASE FEEDER J-BOX. SEE SHEET NOTE 12 FOR NEW LOCATION.
10. EXISTING RECEPTACLE TO BE CONVERTED TO J-BOX. KEEP EXISTING CIRCUIT INTACT. PROVIDE COVER PLATE & PAINT TO MATCH WALL COLOR.
11. RELOCATED RECEPTACLE TO BE CONVERTED TO J-BOX FOR MODULAR FURNITURE BASE FEED. COORDINATE EXACT LOCATION W/MODULAR FURNITURE INSTALLER.
12. RELOCATED DATA/VOICE J-BOX FOR MODULAR FURNITURE BASE FEED. COORDINATE EXACT LOCATION W/MODULAR FURNITURE INSTALLER.
13. EXISTING VENDING MACHINE TO BE RELOCATED.
14. RELOCATED VENDING MACHINE.
15. RELOCATED RECEPTACLE.
16. NOT USED.
17. NEW DATA/VOICE JACK ABOVE COUNTER TOP. VERIFY EXACT MOUNTING HEIGHT W/MODULAR COUNTER INSTALLER.
18. NEW DUPLEX RECEPTACLE.
19. NEW DATA/VOICE JACK.
20. NEW DOUBLE DUPLEX RECEPTACLE.
21. NEW LED DOWNLIGHT PHILIPS LIGHTOLIER LYTEPROFILE CAT# P6RD15NZ10UVB-P6RD840VB-P6RDCLP.
22. NEW OCCUPANCY SENSOR WALL SWITCH PHILIPS CAT# LRS2210/00.
23. NEW CEILING MOUNTED OCCUPANCY SENSOR PHILIPS CAT# LRM2370/00.
24. NEW 3 WAY WALL SWITCH WITH WHITE COVER PLATE.
25. NEW LED EXIT SIGN MOUNTED ABOVE DOOR FRAME. DUAL LITE CAT# LX-U-G-W-E-I.
26. NEW LED EMERGENCY LIGHT MOUNTED +90" AFF. NEW LIGHT SHALL BE DUAL LITE CAT# EVHC-12-I-06L.
27. CONTINUE TO EXISTING LIGHTING CIRCUIT HOME RUN.
28. EXISTING TELEPHONE TERMINAL BOX 'TTB'.

CITY OF LAS VEGAS NEVADA

REVISIONS
1 7/6/2015
CONSULTANT

Department of Operations and Maintenance

Dula Gymnasium Lobby Remodel
441 East Bonanza Road

Electrical Plan - Demo
Electrical Plan - New

STAMP
REGISTERED PROFESSIONAL ENGINEER STATE OF NEVADA
JIANZHONG JIANG
Exp:
ELECTRICAL
NO. 13959

OWNER: CITY OF LAS VEGAS
Department of Operations & Maintenance

3104 East Bonanza Road
LAS VEGAS, NEVADA 89101
PHONE: (702) 229-6220
FAX: (702) 382-0619
TDD: (702) 386-9108

DRAWN	JJiang
FILE	dula/dula gym fp
DATE	May 7, 2015
SCALE	AS SHOWN
BID NO	
ELV DWG NO	671-44D
SHT NO	E1

DRAWINGS AS INSTRUMENTS OF SERVICE ARE THE PROPERTY OF THE DESIGN PROFESSIONAL WHOSE STAMP OF CERTIFICATION APPEARS ON THE DRAWINGS AND SPECIFICATIONS RETAINED BY THE CLIENT MAY BE UTILIZED ONLY FOR OCCUPYING THE PROJECT FOR WHICH THEY WERE PREPARED AND NOT FOR THE CONSTRUCTION OF ANY OTHER PROJECT N A C 623.780
TO COPIES OF THE DRAWINGS AND SPECIFICATIONS RETAINED BY THE CLIENT MAY BE UTILIZED ONLY FOR OCCUPYING THE PROJECT FOR WHICH THEY WERE PREPARED AND NOT FOR THE CONSTRUCTION OF ANY OTHER PROJECT N A C 623.780
IN WHOLE OR IN PART WITHOUT WRITTEN CONSENT IS STRICTLY PROHIBITED COPIES OF THE DRAWINGS AND SPECIFICATIONS RETAINED BY THE CLIENT MAY BE UTILIZED ONLY FOR OCCUPYING THE PROJECT FOR WHICH THEY WERE PREPARED AND NOT FOR THE CONSTRUCTION OF ANY OTHER PROJECT N A C 623.780