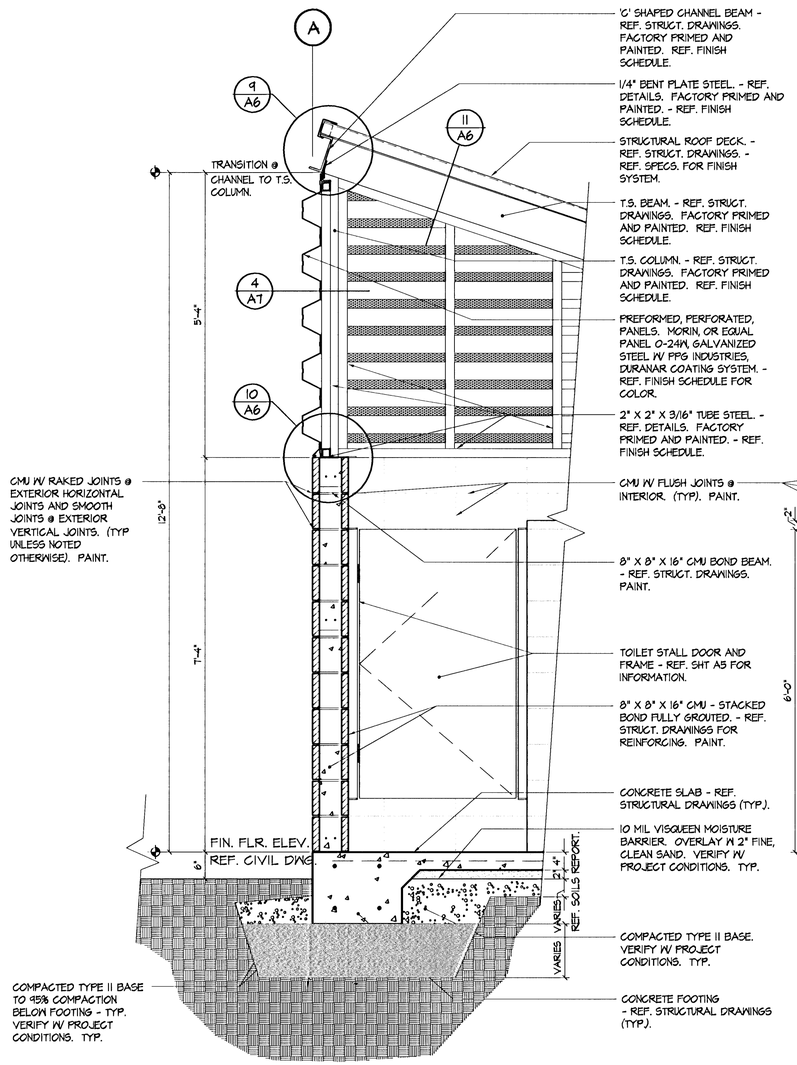

1 Wall Section

Scale: 3/4"=1'-0"

NOTE: REFERENCE STRUCTURAL DRAWINGS FOR INFORMATION PERTAINING TO SLAB AND FOOTING DESIGN. VERIFY W/ PROJECT CONDITIONS. TYP.

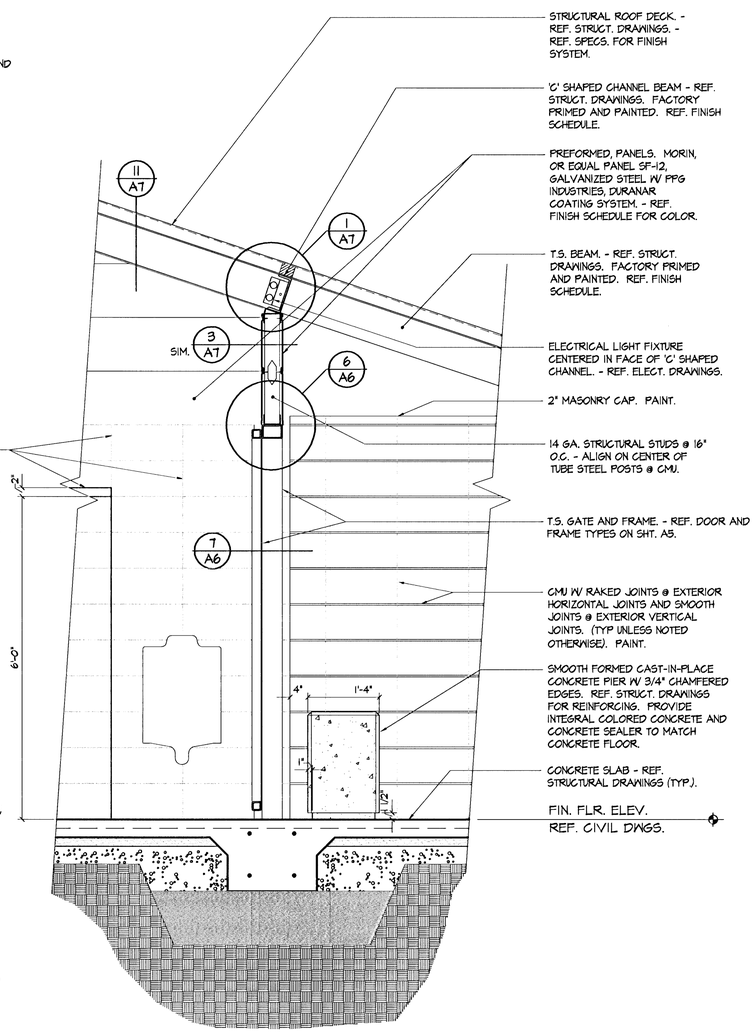

2 Wall Section

Scale: 3/4"=1'-0"

NOTE: REFERENCE STRUCTURAL DRAWINGS FOR INFORMATION PERTAINING TO SLAB AND FOOTING DESIGN. VERIFY W/ PROJECT CONDITIONS. TYP.

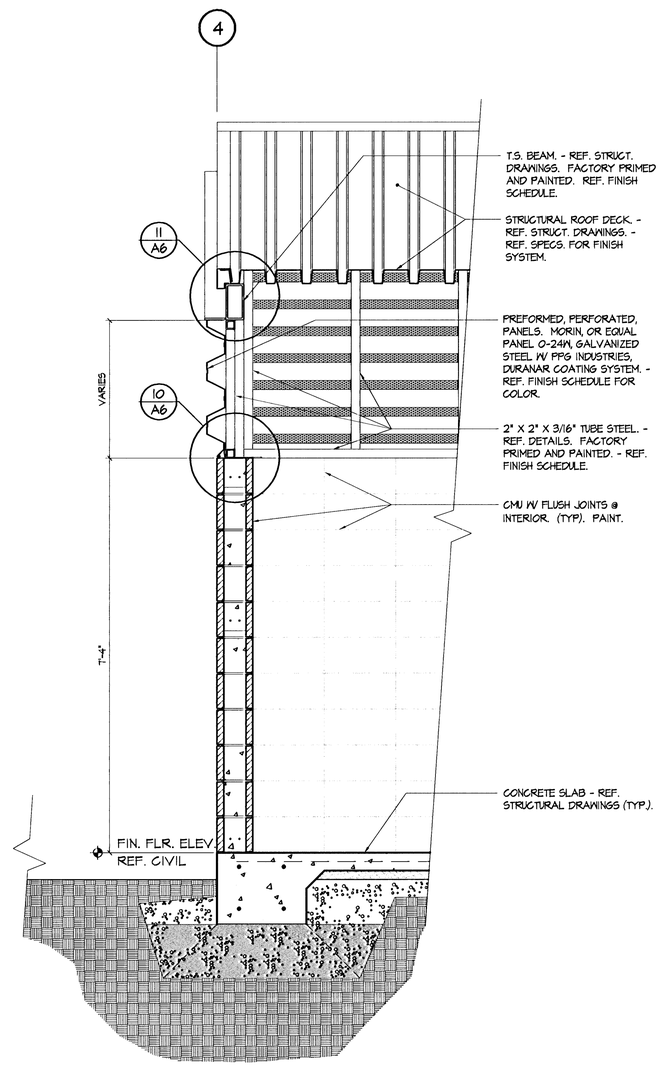

3 Wall Section

Scale: 3/4"=1'-0"

NOTE: REFERENCE STRUCTURAL DRAWINGS FOR INFORMATION PERTAINING TO SLAB AND FOOTING DESIGN. VERIFY W/ PROJECT CONDITIONS. TYP.

CITY OF LAS VEGAS NEVADA

REVISIONS

CONSULTANT

DEPARTMENT OF PUBLIC WORKS

Dexter Park - Rehab
- Restroom Facility (Prototype One) -

Wall Sections

DEPARTMENT OF PUBLIC WORKS
ARCHITECTURAL SERVICES

400 EAST STEWART AVENUE
LAS VEGAS, NEVADA 89101
PHONE: (702) 229-6335
FAX: (702) 382-3232
TDD: (702) 386-9108

PROJECT MANAGER
PATRICK BATTE', AIA, NCARB

DRAWN	BBREED
FILE	dexter/dp04a4
DATE	2/28/2001
SCALE	3/4"=1'-0"
PROJECT	Dexter park
SHT NO	17

RR-A4

650.16-11

DRAWINGS, AS INSTRUMENTS OF SERVICE, ARE THE PROPERTY OF THE DESIGN PROFESSIONAL WHOSE STAMP OF CERTIFICATION APPEARS ON THE DRAWINGS AND SPECIFICATIONS. ANY USE OR REPRODUCTION, IN WHOLE OR IN PART, WITHOUT WRITTEN CONSENT IS STRICTLY PROHIBITED. COPIES OF THE DRAWINGS AND SPECIFICATIONS RETAINED BY THE CLIENT MAY BE UTILIZED ONLY FOR OCCUPYING THE PROJECT FOR WHICH THEY WERE PREPARED AND NOT FOR THE CONSTRUCTION OF ANY OTHER PROJECT. N. A. C. 623.349