

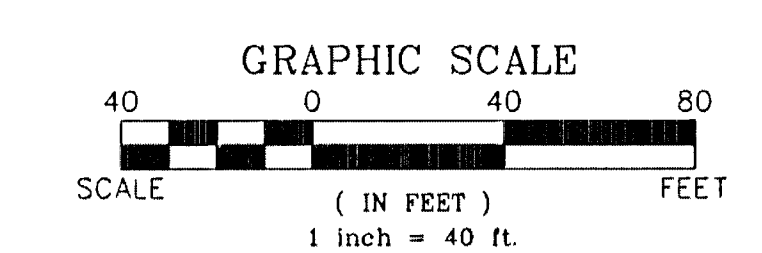
SEE SHEET UT-01
MATCHLINE
"DB" 27+75.00
SEE ABOVE RIGHT
MATCHLINE
"DB" 40+00.00



SEE BELOW LEFT
MATCHLINE
"DB" 40+00.00
SEE SHEET UT-03
MATCHLINE
"DB" 52+25.00

- CONSTRUCTION ITEMS:**
- 1 ADJUST WATER VALVE BOX TO FINISHED GRADE PER UDACS PLATE NO. 39. VALVE SHALL BE ACCESSIBLE AT ALL TIMES.
 - 2 ADJUST SSMH AND SDMH TO FG AND CONSTRUCT CONCRETE COLLAR PER USD. DWG. #408
 - 3 ADJUST GAS VALVE TO FG AND CONSTRUCT CONCRETE COLLAR (SEE DETAIL C, DRAWING G-02)
 - 4 ADJUST ELECTRICAL OR TELEPHONE MANHOLE TO FG AND CONSTRUCT CONCRETE COLLAR
 - 5 ADJUST WATER MANHOLE TO FG PER LVVWD DESIGN STD. PL08-4
 - 6 CONTRACTOR SHALL INSTALL BLIND FLANGE, CONCRETE COLLAR, MANHOLE FRAME AND COVER AND ADJUST WATER BLOW-OFF ASSEMBLY TO FG PER UDACS PLATE NO. 37

GENERAL NOTE:
 1. ALL LANE LINE DIMENSIONS ARE TO LIP OF GUTTER, BACK OF SIDEWALK, OR FACE OF MEDIAN ISLAND UNLESS OTHERWISE NOTED.
 2. SEE C-SHEETS FOR ROADWAY IMPROVEMENTS.

APPROVED FOR CONSTRUCTION
Matthew D. Meyer 08/15/12
 LVVWD ENGINEERING SERVICES MANAGER DATE
 PROJECT NO. 116899



NO.	REVISIONS	DATE
DEPARTMENT OF OPERATIONS AND MAINTENANCE DEPUTY DIRECTOR OF OPERATIONS AND MAINTENANCE: JERRY WALKER, P.E. DESIGNED BY: MDM DRAWN BY: JAS CHECKED BY: MDM DATE: 8/1/12		
 CITY OF LAS VEGAS		
DECATUR BOULEVARD LAKE MEAD BLVD TO RANCHO DRIVE UTILITY PLAN "DB" 27+75.00 TO "DB" 52+25.00		
SEAL  SHEET:		
Sheet UT-02 9 of 13 BID NO. 10725987		

2124

DECATUR BOULEVARD-LAKE MEAD BLVD TO RANCHO DRIVE