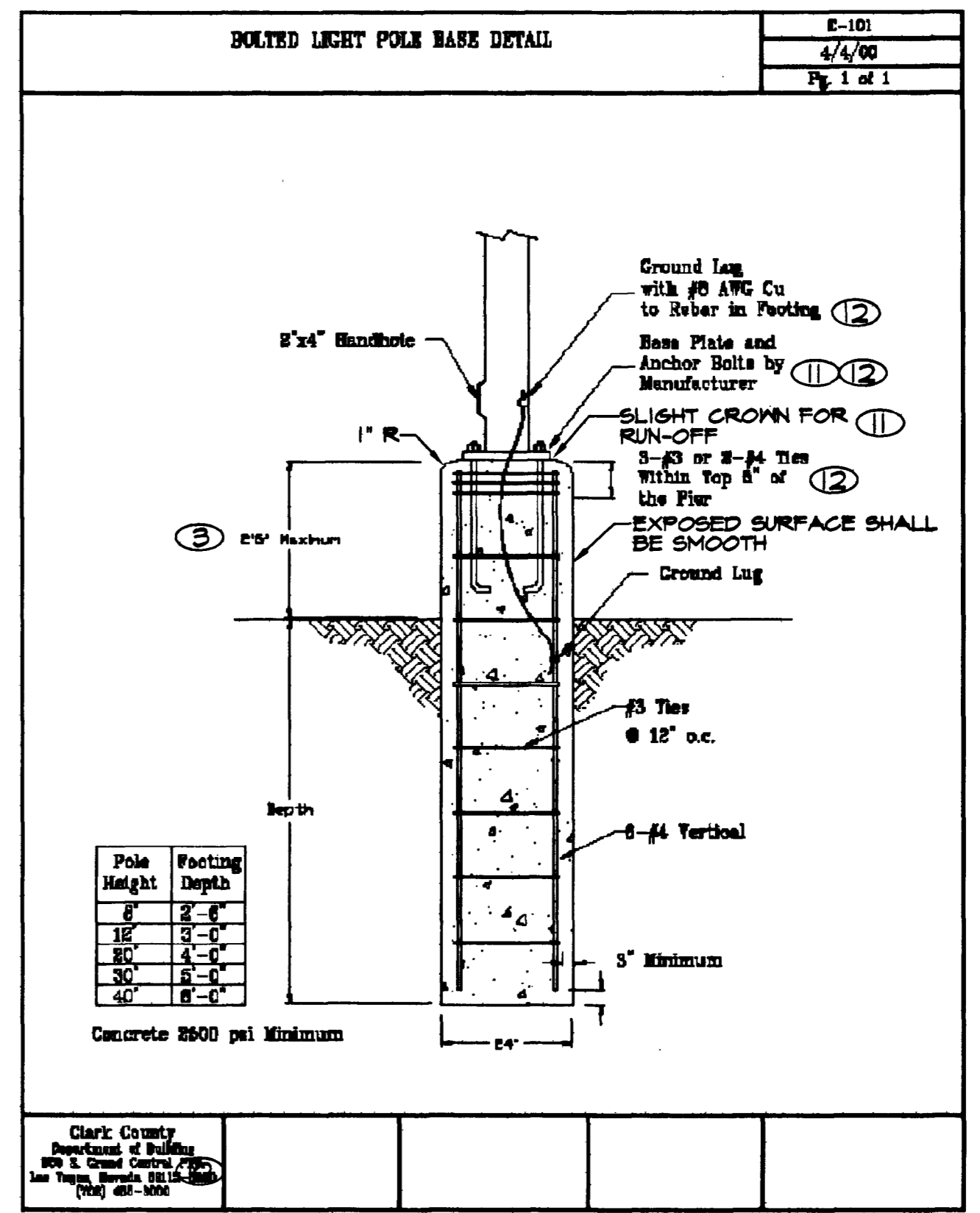


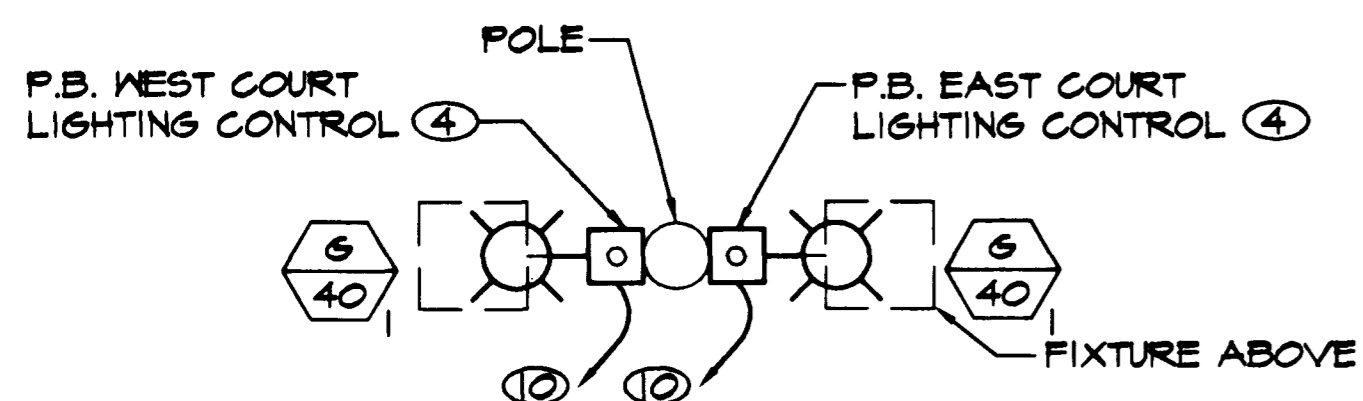
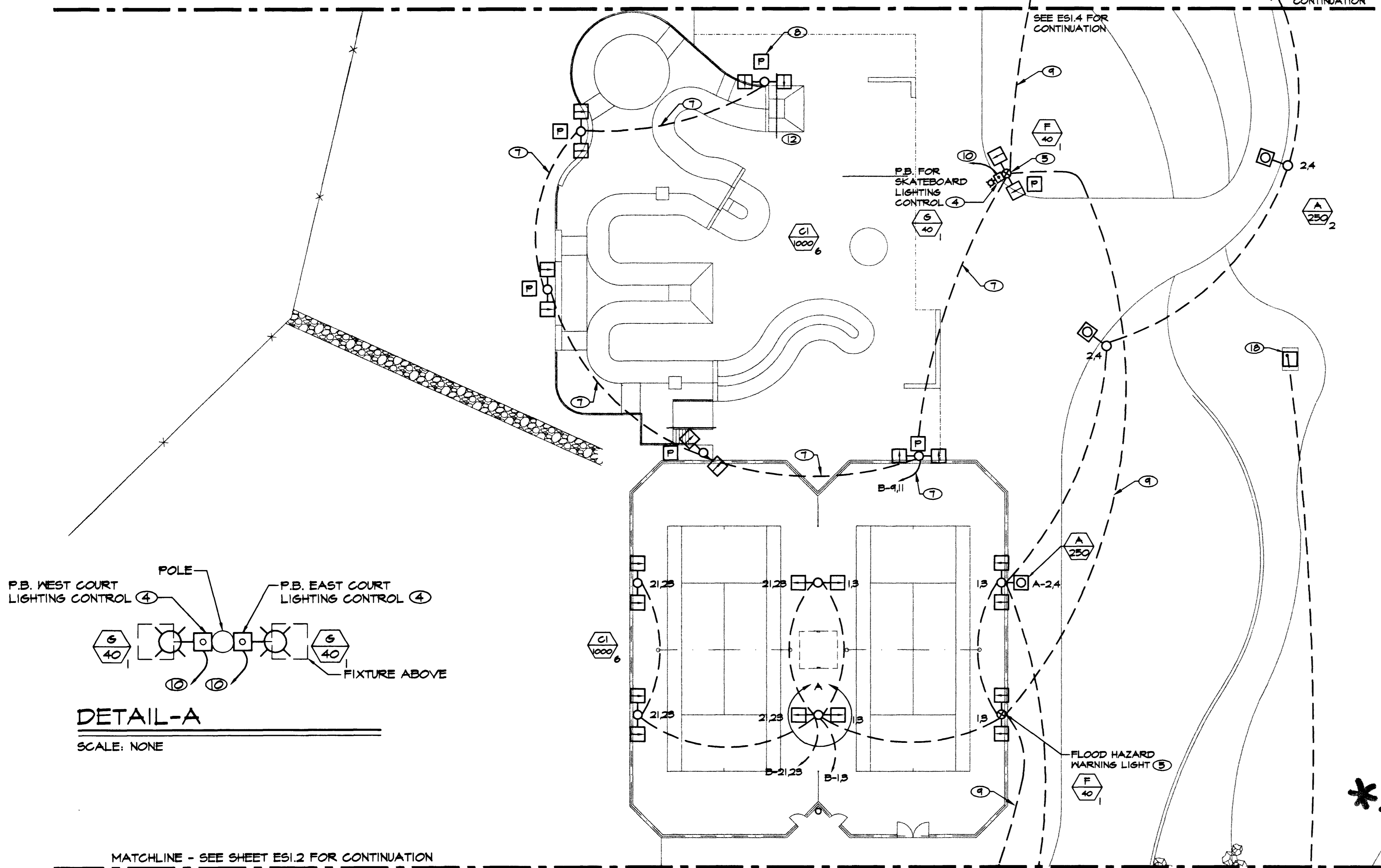
**NOTES:**

1. ALL BASIN POLE SPLICES SHALL BE AT TOP OF POLES ONLY.
2. ALL UNDERGROUND SPLICES IN BASIN SHALL BE MADE USING 3-M UNDERGROUND SPLICE KITS.
3. 30" ABOVE FINISHED GRADE (AFG) OR CONCRETE FOR PARKING LOT LIGHTS, 12" AFG FOR PATHWAY AND AREA LIGHTS.
4. LIGHTING CONTROL PUSHBUTTONS SHALL BE SQUARE-D C846D/Y1841/C54RIN. ALL WIRE CONNECTIONS SHALL BE POTTED WITH SCOTCHCAST 2104 COMPOUND.
5. FLOOD WARNING LIGHT AT TOP OF POLE. SEE DETAIL A3/E2.1.
6. UNLESS NOTED OTHERWISE, ALL CONDUIT IS 1-1/4" C W (2)\*#2 & (1)\*#2 GRD.
7. 2" C W (2)\*#3/0 & (1)\*#3/0 GRD.
8. ADD ALTERNATE #3. INSTALL #7 PULLBOX ADJACENT TO POLE LOCATION IN LIEU OF POLES AND LUMINAIRES. PROVIDE ALL CONDUCTORS SHOWN, WITH ADEQUATE CONDUCTOR LENGTH IN PULLBOX TO REACH TOP OF FUTURE POLE MOUNTED LUMINAIRES. TYPICAL IN SKATEBOARD AREA.
9. 3/4" C W (2)\*#10 & (1)\*#10 GRD.

10. 3/4" C W (4)\*#10 & (1)\*#10 GRD.
11. ANCHOR BOLT SHALL HAVE 1" OF THREAD ABOVE THE NUT. CRASH CAP SHALL BE 4" TO 6" THICK AND HAVE A 1" SLOPE AWAY FROM THE POLE.
12. POLE, ALL ANCHOR BOLTS AND REBAR SHALL BE BONDED W/ #4 GROUND CONDUCTOR TO A GROUND PLATE AT THE BOTTOM OF THE FOUNDATION. CONCRETE SHALL BE 3,000 PSI MINIMUM.
13. ALL UNDERGROUND CONDUCTORS SHALL BE THW.
14. ALL SITE LIGHTING SHALL BE 1-1/4" C W (2)\*#4 & (1)\*#8 GRD. MINIMUM. CONDUIT SHALL BE A MINIMUM OF 24" BELOW GRADE WITH A WARNING TAPE AT 12" BELOW FINISHED GRADE. CONDUIT RUN BENDS SHALL NOT EXCEED 270° AND SHALL NOT EXCEED 300 FEET IN LENGTH. ALL EMPTY CONDUITS SHALL HAVE A FULL STRING.
15. ALL PULLBOXES IN GRASS OR DIRT AREAS SHALL HAVE AN 8" CONCRETE COLLAR WITH #4 REBAR. CONDUITS SHALL BE 3" ABOVE BOTTOM OF BOX. CONDUCTORS SHALL EXTEND 24" OUTSIDE OF BOX.
16. ALL PULLBOX COVERS SHALL BE FIBERLYTE OR BONDED METAL. LIGHTING SYSTEM COVERS SHALL BE MARKED "LIGHTING". LIDS SHALL BE SECURED WITH BRASS TIE-DOWNS.
17. ALL 120V SITE FIXTURES SHALL BE SINGLE FUSED; 240V SITE FIXTURES SHALL BE DOUBLE FUSED. FUSES SHALL BE AT THE TOP OF THE POLE FOR BASIN FIXTURES, AT BASE OF POLE ELSEWHERE. FUSE HOLDERS SHALL BE SPLICED TO FEEDER CONDUCTORS USING SPLIT BOLT CONNECTORS - NO WIRENUTS. FUSE HOLDERS SHALL BE DOUBLE CRIMPED WITH RUBBER BOOTS.
18. WARRICK LIQUID LEVEL CONTROLLER PROBES. COORDINATE LOCATION IN OUTLET STRUCTURE. SEE DETAIL-A2/E2.1.



MATCHLINE - SEE SHEET ESI.4 FOR CONTINUATION



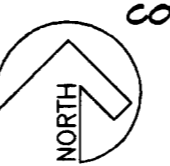
**DETAIL-A**

SCALE: NONE

MATCHLINE - SEE SHEET ESI.2 FOR CONTINUATION

**ELECTRICAL SITE PLAN**

SCALE: 1"=20'-0"



**KEY PLAN**

SCALE: NONE



**RECORD DRAWINGS:**  
THIS RECORD DRAWING, DATED FEBRUARY 23, 2022, HAS BEEN PREPARED, IN PART, BASED UPON INFORMATION FURNISHED BY OTHERS. WHILE THIS INFORMATION IS BELIEVED TO BE RELIABLE, PROFESSIONAL DESIGN ASSOCIATES INC. CANNOT ASSURE ITS ACCURACY, AND THIS IS NOT RESPONSIBLE FOR THE ACCURACY OF THIS RECORD DRAWING OR FOR ANY ERRORS OR OMISSIONS WHICH MAY HAVE BEEN INCORPORATED INTO IT AS A RESULT. THOSE RELYING ON THIS RECORD DOCUMENT ARE ADVISED TO OBTAIN INDEPENDENT VERIFICATION OF ITS ACCURACY BEFORE APPLYING IT FOR ANY PURPOSE.


Call before you Dig.  
1-800-227-2600  
UNDERGROUND SERVICE ALERT (USA)

CALL BEFORE YOU DIG OVERHEAD  
CALL 1-702-593-6111

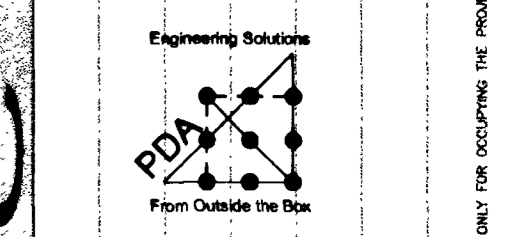
48284



REVISIONS  
 1. 8/20/18 REVISED SHEET PER ADDENDA  
 2. 2/25/22 RECORD DRAWINGS



500 FLOET ROAD, SUITE A  
 LAS VEGAS, NEVADA 89101  
 (702) 588-7711



Professional Design Associates, Inc.  
 108 Market Street  
 Henderson, NV 89015  
 (702) 587-1022  
 email: GTFoster@engineer.com

ELKHORN SPRINGS  
 NEIGHBORHOOD PARK  
 BUFFALO DRIVE  
 ELECTRICAL SITE PLAN

OWNER: CITY OF LAS VEGAS  
 DEPARTMENT OF PUBLIC WORKS  
 ARCHITECTURAL SERVICES

400 EAST STEWART AVENUE  
 LAS VEGAS, NEVADA 89101  
 PHONE: (702) 229-6535  
 FAX: (702) 382-3232  
 TDD: (702) 386-9108

DESIGN	TF
FILE	2022
DATE	09/20/21
SCALE	1"=20'-0"

SHEET NO. 01.15301.16  
 REVISED 650.64  
 74 OF 90

**ES1.3**

DRAWINGS & INSTRUMENTS OF SERVICE ARE THE PROPERTY OF THE DESIGN PROFESSIONAL WHOSE NAME SHALL BE PROMINENTLY DISPLAYED ON THE DRAWINGS AND SPECIFICATIONS. NO PART OF THIS DRAWING OR ANY INFORMATION HEREIN SHALL BE REPRODUCED OR TRANSMITTED IN ANY FORM OR BY ANY MEANS, WITHOUT THE WRITTEN CONSENT OF THE DESIGN PROFESSIONAL. ANY USE OR REPRODUCTION IN WHOLE OR IN PART WITHOUT WRITTEN CONSENT IS STRICTLY PROHIBITED. COPYRIGHT © 2022 PROFESSIONAL DESIGN ASSOCIATES, INC. ALL RIGHTS RESERVED.