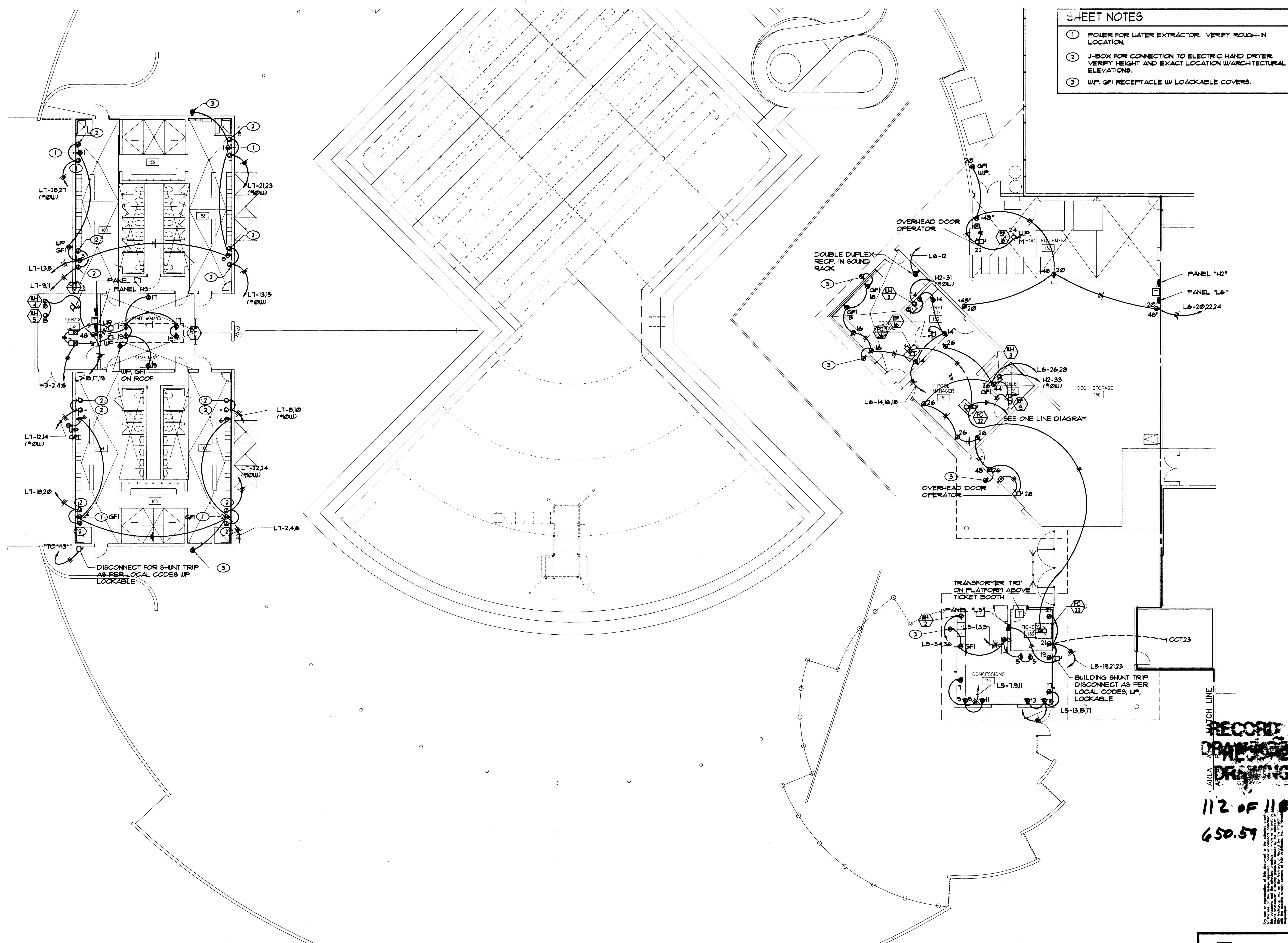



- SHEET NOTES**
- POWER FOR WATER EXTRACTOR. VERIFY ROUGH-IN LOCATION.
 - J-BOX FOR CONNECTION TO ELECTRIC HAND DRYER. VERIFY HEIGHT AND EXACT LOCATION W/ARCHITECTURAL ELEVATIONS.
 - W.P. GFI RECEPTACLE W/ LOCKABLE COVERS.



REVISION	DESCRIPTION	DATE	REV. BY

WAYNE SCHREINER, AIA
THOMAS M. SILVA, AIA

1525 WEST OAKLEY BLVD
LAS VEGAS, NV 89102
(702) 383-0077
FAX 383-0057

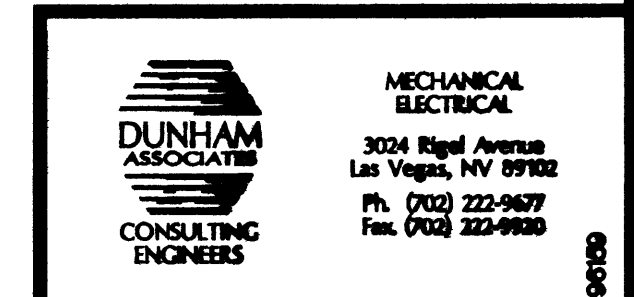


POWER FLOOR PLAN - AREA A
CITY OF LAS VEGAS DEPARTMENT OF PARK AND LEISURE ACTIVITIES
DURANGO RECREATION FACILITY

RECORD DRAWINGS

112 OF 118
650.59

Sheet Title	POWER FLOOR PLAN - AREA A
Job Title	CITY OF LAS VEGAS DEPARTMENT OF PARK AND LEISURE ACTIVITIES DURANGO RECREATION FACILITY
Job	960901
Date	2-20-98
Drawn By	MDV
Check	RCK
Sheet	E3.2



A POWER FLOOR PLAN - AREA A
E3.2 SCALE: 1/8" = 1' - 0"

P:\061501\E3.2.dwg Wed Feb 20 08:15:46 1998 MDC

27124

Of 112 114
6 OF 11
650.59