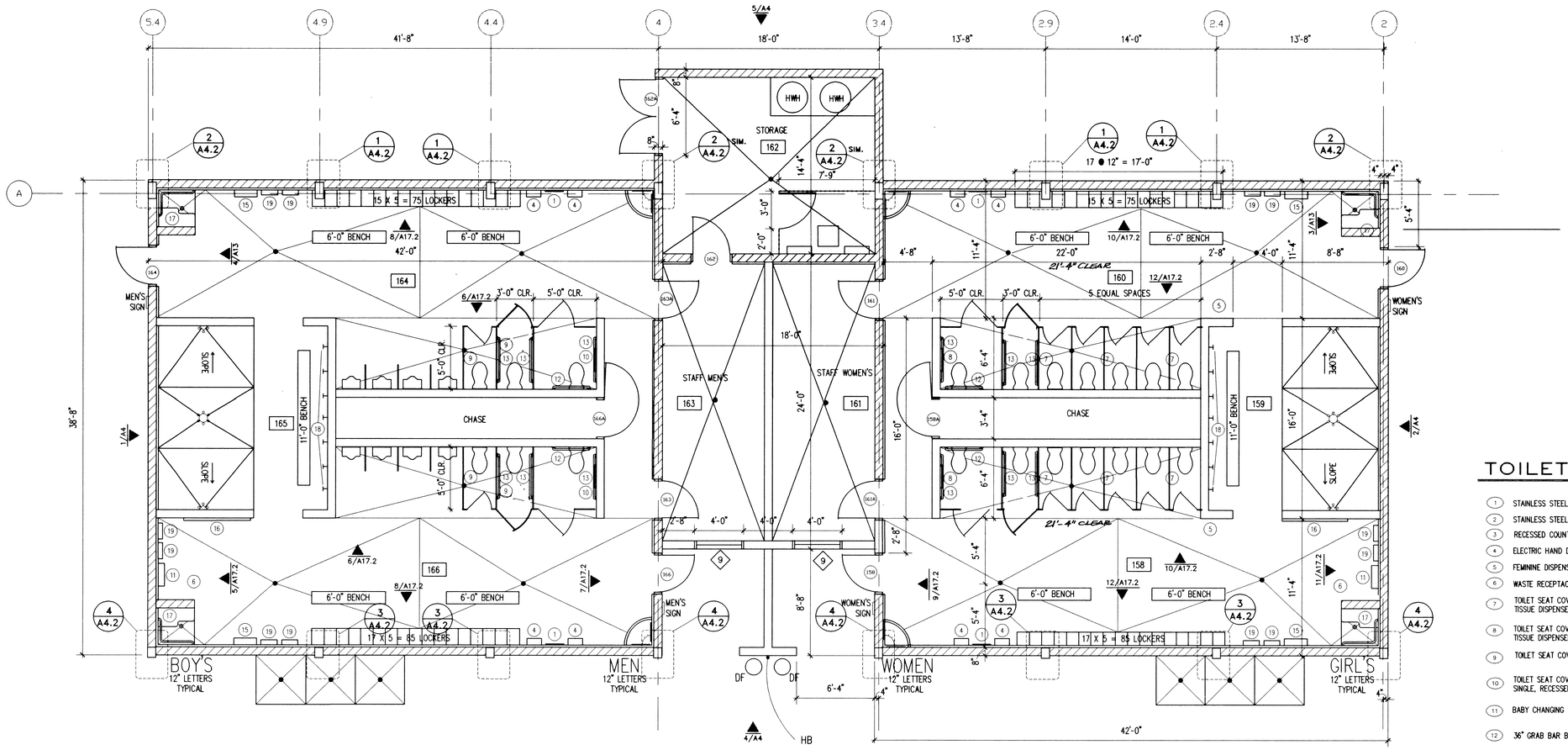

1 / A13 BATH HOUSE ENLARGED PLAN

SCALE : 1/4" = 1'-0"

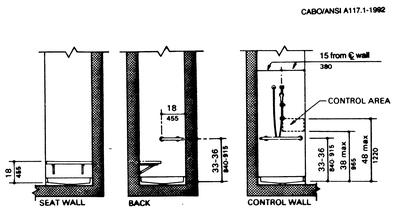

(a) 36-in by 36-in (915-mm by 915-mm) Stall

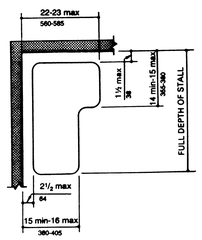

Fig. B4.22.3
Shower Seat Design

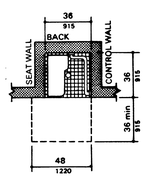

Fig. B4.22.2.1
Transfer Type Shower Stall

4.22 Toilet Rooms

with 4.22. Accessible toilet rooms shall be on an accessible route.

4.22.2 Doors. All doors to accessible toilet rooms shall comply with 4.13. Doors shall not swing into the clear floor space required for any fixture.

4.22.3* Clear Floor Space. The accessible fixtures and controls required in 4.22.4, 4.22.5, 4.22.6, and 4.22.7 shall be on an accessible route. An unobstructed turning space complying with 4.2.3 shall be provided within an accessible toilet room. The clear floor space at fixtures and controls, the accessible route, and the turning space may overlap.

4.22.4 Water Closets. If toilet stalls are provided, then at least one shall be a standard toilet stall complying with 4.17; *where 6 or more stalls are provided, in addition to the stall complying with 4.17.3, at least one stall 36 in (915 mm) wide with an outward swinging, self-closing door and parallel grab bars complying with Fig. 30(d) and 4.26 shall be provided. Water closets in such stalls shall comply with* 4.16. If water closets are not in stalls, then at least one shall comply with 4.16.

4.22.5 Urinals. If urinals are provided, then at least one shall comply with 4.18.

4.22.6 Lavatories and Mirrors. If lavatories and mirrors are provided, then at least one of each shall comply with 4.19.

4.22.7 Controls and Dispensers. If controls, dispensers, receptacles, or other

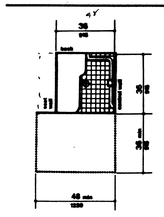

(d) 36-in by 36-in (915-mm by 915-mm) Stall

4.23 Bathrooms, Bathing Facilities, and Shower Rooms

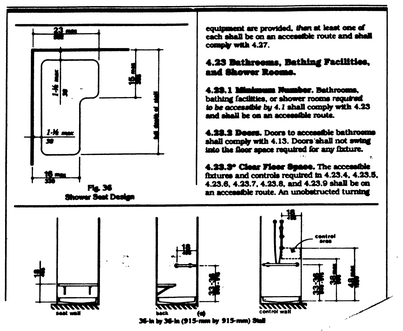

Fig. 36
Shower Seat Design

(d) 36-in by 36-in (915-mm by 915-mm) Stall

equipment are provided, then at least one of each shall be on an accessible route and shall comply with 4.27.

4.23 Bathrooms, Bathing Facilities, and Shower Rooms.

4.23.1 Minimum Number. Bathrooms, bathing facilities, or shower rooms required to be accessible by 4.1 shall comply with 4.23 and shall be on an accessible route.

4.23.2 Doors. Doors to accessible bathrooms shall comply with 4.13. Doors shall not swing into the floor space required for any fixture.

4.23.3* Clear Floor Space. The accessible fixtures and controls required in 4.23.4, 4.23.5, 4.23.6, 4.23.7, 4.23.8, and 4.23.9 shall be on an accessible route. An unobstructed turning

TOILET ACCESSORIES

1. STAINLESS STEEL MIRROR 18" X 30" BOBRICK B-165 1830
2. STAINLESS STEEL HANDICAP MIRROR 18" X 30" BOBRICK B-293 1830
3. RECESSED COUNTERTOP SOAP DISPENSER
4. ELECTRIC HAND DRYER
5. FEMININE DISPENSER, DOUBLE COIN
6. WASTE RECEPTACLE
7. TOILET SEAT COVER DISPENSER, SANITARY NAPKIN DISPOSAL AND TOILET TISSUE DISPENSER, CENTERED
8. TOILET SEAT COVER DISPENSER, SANITARY NAPKIN DISPOSAL AND TOILET TISSUE DISPENSER, SINGLE RECESSED
9. TOILET SEAT COVER DISPENSER AND TOILET TISSUE DISPENSER, CENTERED
10. TOILET SEAT COVER DISPENSER AND TOILET TISSUE DISPENSER, SINGLE, RECESSED
11. BABY CHANGING STATION BY KOALA CORPORATION 22" X 36" (TYP. FOR 2)
12. 36" GRAB BAR B6206, 1 1/2", SATIN FINISH
13. 48" GRAB BAR B6206, 1 1/2", SATIN FINISH
14. NOT USED
15. "SUITMATE" SWIMSUIT WATER EXTRACTOR
16. MIRROR (4'-0" X 6'-0") STAINLESS STEEL
17. HANDICAP SHOWER SEAT B-517 OR B-518 (REF. PLAN FOR RIGHT OR LEFT-HAND SEAT)
18. NOT USED
19. TOWEL PINS
20. ELECTRIC HAIR DRYER

NOTE:
ALL RESTROOM FIXTURES AND ACCESSORIES SHALL MEET A.D.A. & '94 U.B.C. HANDICAP REQUIREMENTS

RECORD DRAWINGS

5.7 OF 118

650.59

Any use or reproduction of this document or the attached drawings, or the use of the design approach, ideas or concepts described in the document or the attached drawings, in whole or in part, for any reason whatsoever is strictly prohibited except by the selection of HSA Architects, Inc. as the Architect of Record for the Project, and with the specific written consent of HSA Architects, Inc., a Nevada Corporation.

COPYRIGHT 1997, HSA ARCHITECTS, INC.

REVISION	DESCRIPTION	DATE

WAYNE SCHREINER AIA
THOMAS M. SILVA AIA

1525 WEST CAREY BLVD.
LAS VEGAS, NV. 89102
(702) 383-0077
FAX (702) 383-0057

HSA ARCHITECTS

Sheet Title: BATH HOUSE ENLARGED PLAN

Job Title: CITY OF LAS VEGAS DEPARTMENT OF PARK AND LEISURE ACTIVITIES
DURANGO RECREATION FACILITY

Verify all Dimensions and Conditions at the Site

Job: 960901

Date: 20 FEB. 1998

Drawn By: CRL

Check: WPS

Sheet: A13

16 57 of 36 116

27069

650.59